

TIDE PREDICTIONS FOR CENTRE ISLAND

FEBRUARY - 2020 AUSTRALIAN CENTRAL STANDARD TIME

SUNDAY

MONDAY

TUESDAY

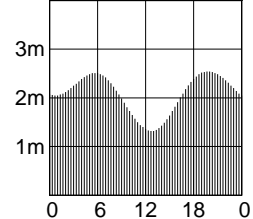
WEDNESDAY

THURSDAY

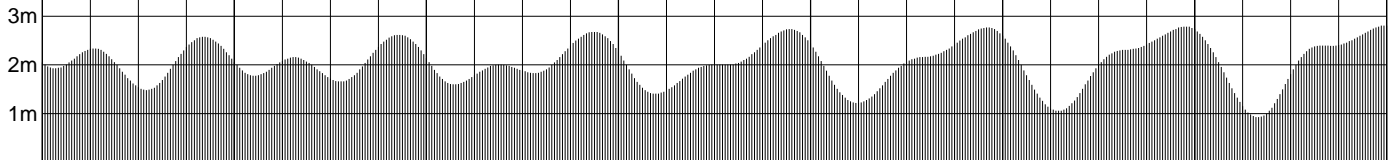
FRIDAY

SATURDAY

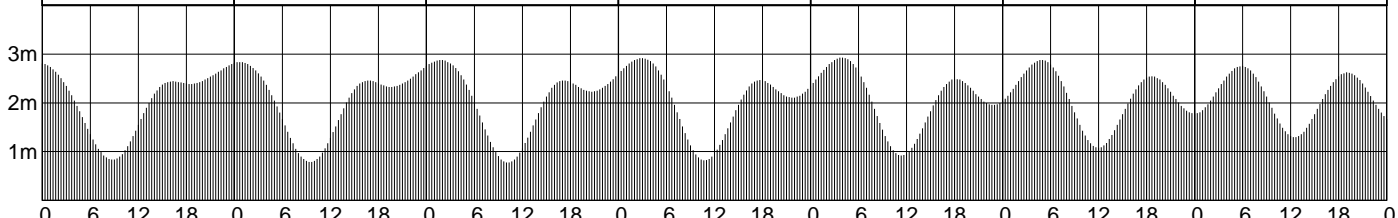
1	0045	2.05
	0542	2.51
	1245	1.32
	1948	2.54



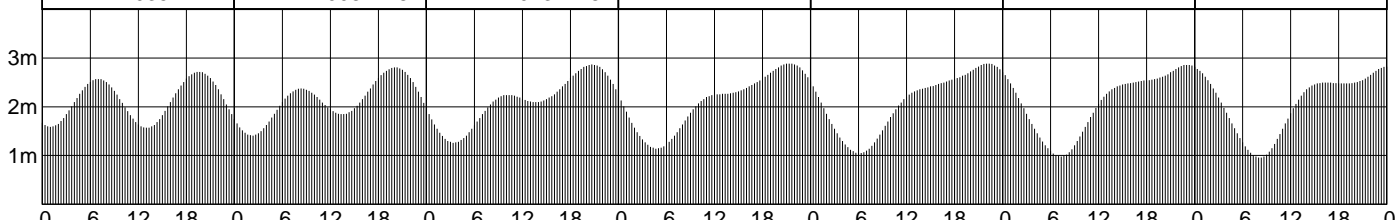
2 ☾	0137	1.93	3	0232	1.78	4	0331	1.60	5	0436	1.41	6	0548	1.22	7	0657	1.06	8	0756	0.93
	0628	2.34		0730	2.16		0903	2.01		2129	2.74		2209	2.77		2253	2.80		2344	2.81
	1302	1.48		1315	1.66		1330	1.83		1712	2.47		1809	2.49		1838	2.55		1906	2.63
	2009	2.58		2031	2.63		2057	2.68		2144	2.11		2250	1.96		2357	1.78			



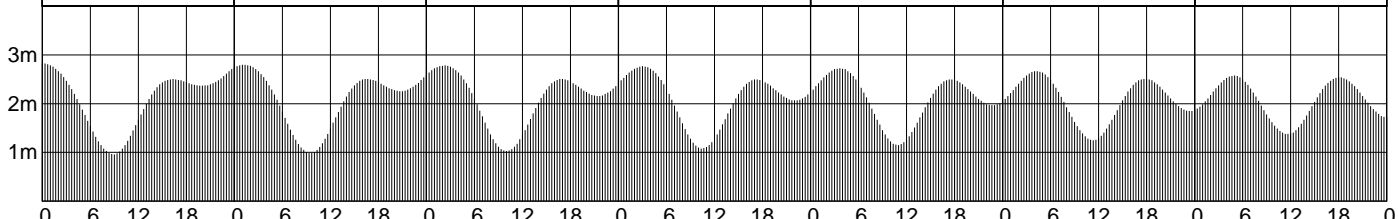
9 ☉	0846	0.84	10	0042	2.84	11	0147	2.88	12	0253	2.92	13	0356	2.93	14	0454	2.88	15	0553	2.76
	1617	2.45		0930	0.79		1010	0.78		1047	0.82		1122	0.92		1157	1.08		1231	1.30
	1831	2.39		1644	2.46		1712	2.47		1741	2.47		1809	2.49		1838	2.55		1906	2.63
				1938	2.33		2040	2.23		2144	2.11		2250	1.96		2357	1.78			



16 ☾	0104	1.59	17	0213	1.41	18	0326	1.26	19	0447	1.14	20	0607	1.05	21	0716	0.98	22	0809	0.96
	0659	2.57		0820	2.38		1011	2.25		2124	2.89		2210	2.89		2303	2.86		1618	2.50
	1302	1.57		1328	1.85		1339	2.10		1712	2.47		1809	2.49		1838	2.55		1848	2.48
	1935	2.72		2008	2.81		2043	2.87		2144	2.11		2250	1.96		2357	1.78			



23	0005	2.83	24 ☉	0111	2.80	25	0213	2.79	26	0302	2.77	27	0340	2.73	28	0416	2.67	29	0455	2.58
	0853	0.96		0928	0.99		0959	1.03		1028	1.08		1054	1.15		1117	1.25		1138	1.38
	1617	2.51		1633	2.51		1654	2.51		1715	2.50		1733	2.50		1748	2.52		1804	2.54
	1957	2.37		2043	2.26		2125	2.16		2204	2.07		2244	1.97		2325	1.85			



© Copyright: Commonwealth of Australia 2019, Bureau of Meteorology

Disclaimer: These tide predictions are supplied in good faith and believed to be correct.

No warranty is given in respect to errors, omissions, or suitability for any purpose.