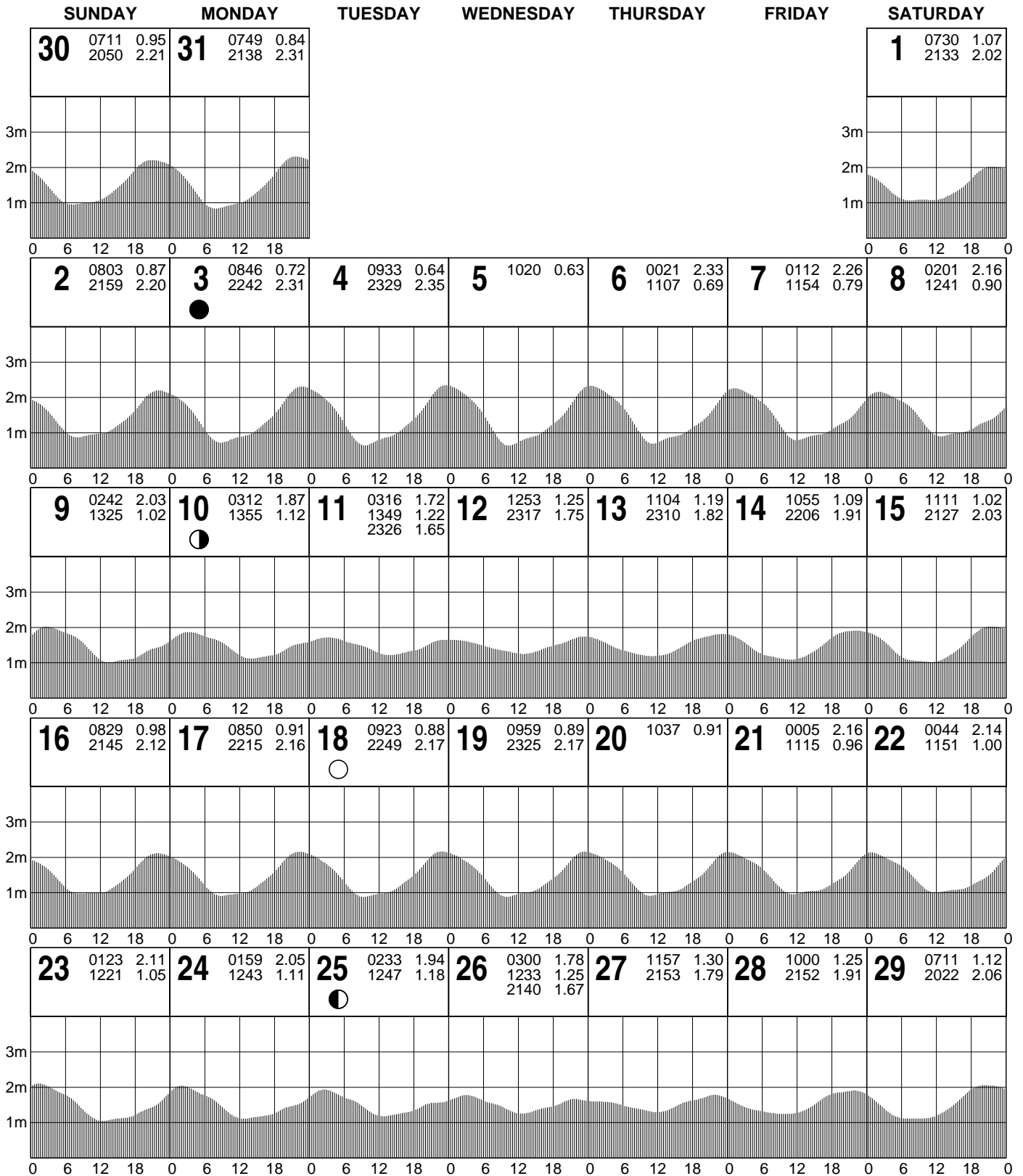


TIDE PREDICTIONS FOR MILNER BAY - GROOTE EYLANDT

JANUARY - 2022 AUSTRALIAN CENTRAL STANDARD TIME



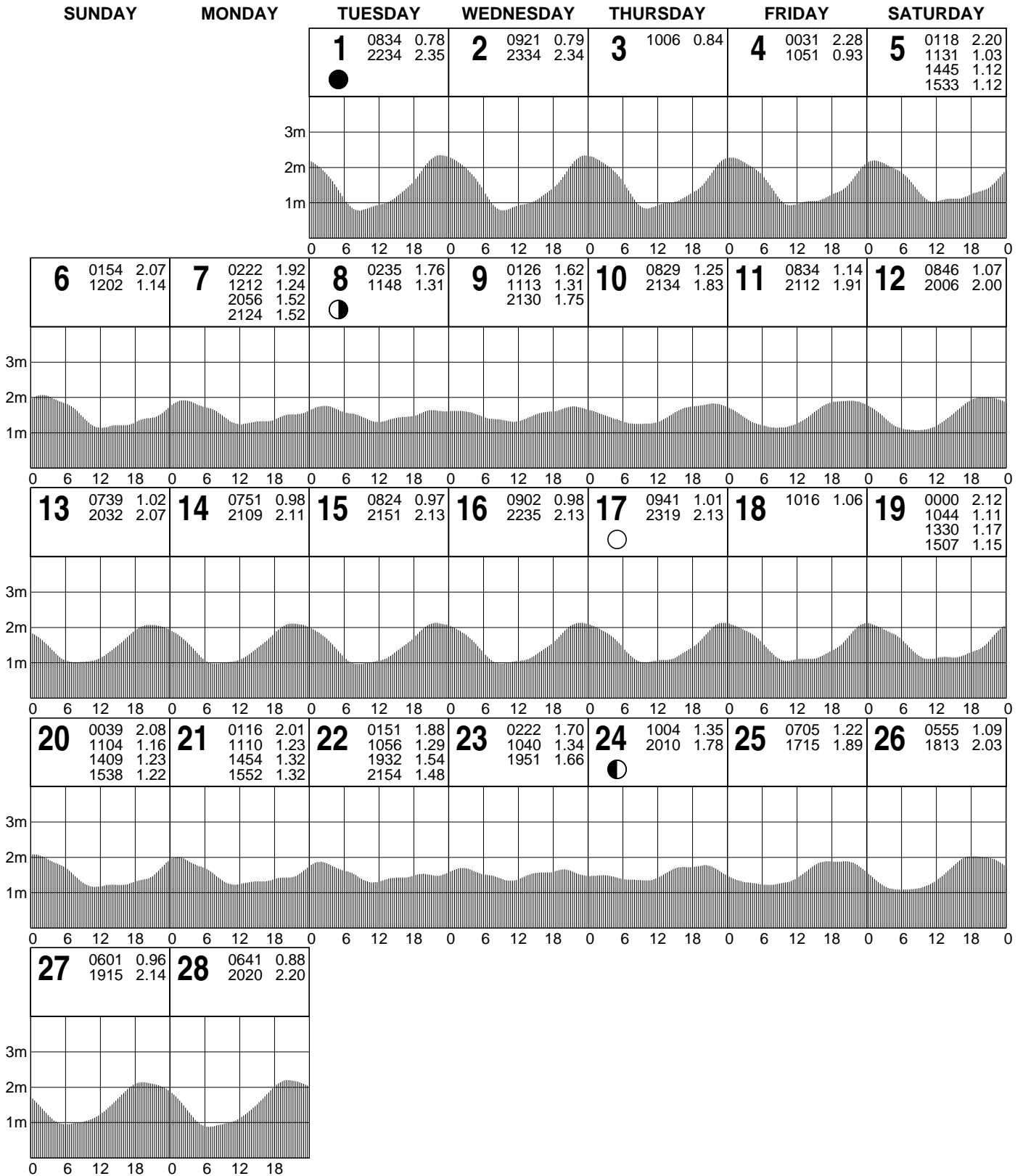
© Copyright: Commonwealth of Australia 2020, Bureau of Meteorology

Disclaimer: These tide predictions are supplied in good faith and believed to be correct.

No warranty is given in respect to errors, omissions, or suitability for any purpose.

TIDE PREDICTIONS FOR MILNER BAY - GROOTE EYLANDT

FEBRUARY - 2022 AUSTRALIAN CENTRAL STANDARD TIME



© Copyright: Commonwealth of Australia 2020, Bureau of Meteorology
Disclaimer: These tide predictions are supplied in good faith and believed to be correct.
 No warranty is given in respect to errors, omissions, or suitability for any purpose.

TIDE PREDICTIONS FOR MILNER BAY - GROOTE EYLANDT

APRIL - 2022 AUSTRALIAN CENTRAL STANDARD TIME

SUNDAY

MONDAY

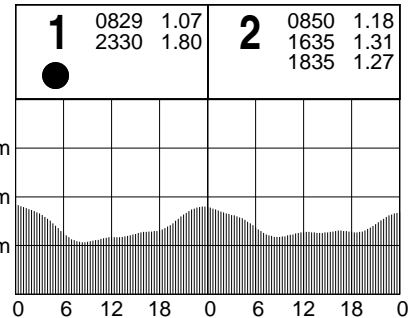
TUESDAY

WEDNESDAY

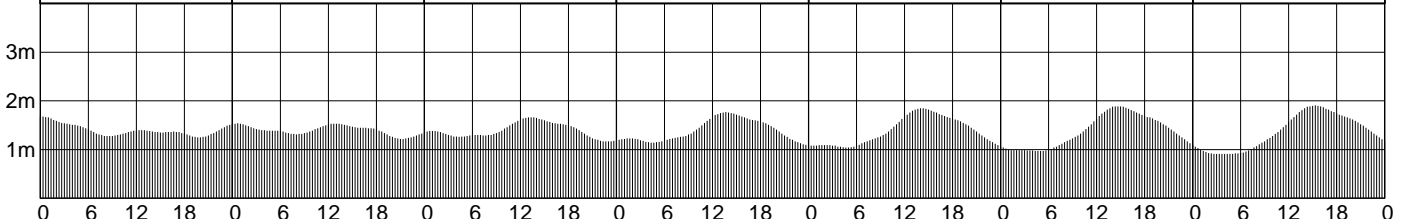
THURSDAY

FRIDAY

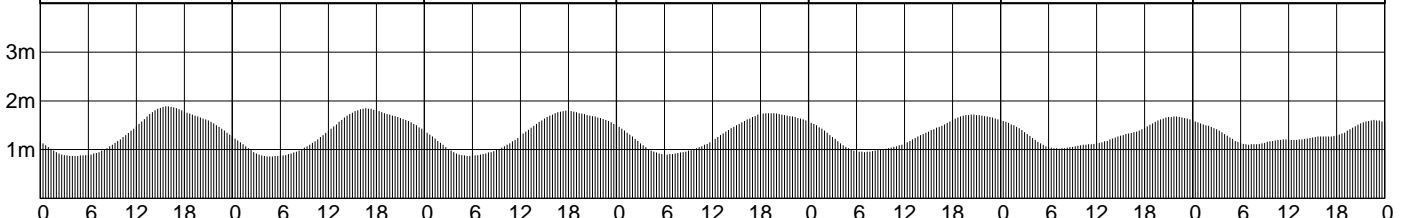
SATURDAY



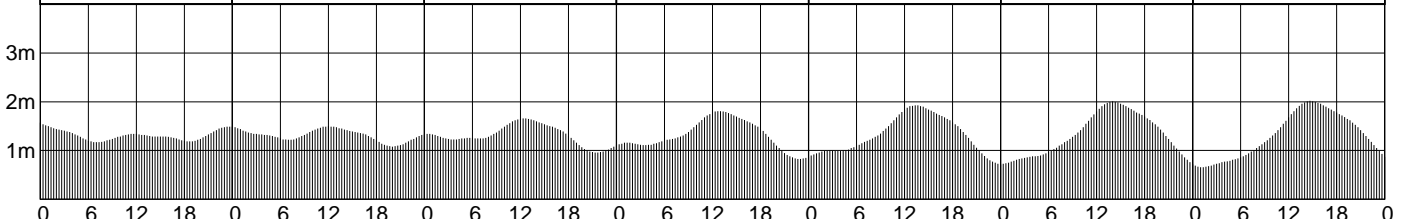
3	0006 1.68 0835 1.28 1238 1.40 1950 1.25	4	0037 1.54 0803 1.31 1253 1.53 2111 1.22	5	0107 1.38 0418 1.26 1314 1.66 2251 1.17	6	0137 1.23 0431 1.14 1340 1.77	7	0446 1.04 1408 1.85	8	0454 0.97 1439 1.89	9	0327 0.91 1514 1.91
----------	--	----------	--	----------	--	----------	-------------------------------------	----------	------------------------	----------	------------------------	----------	------------------------



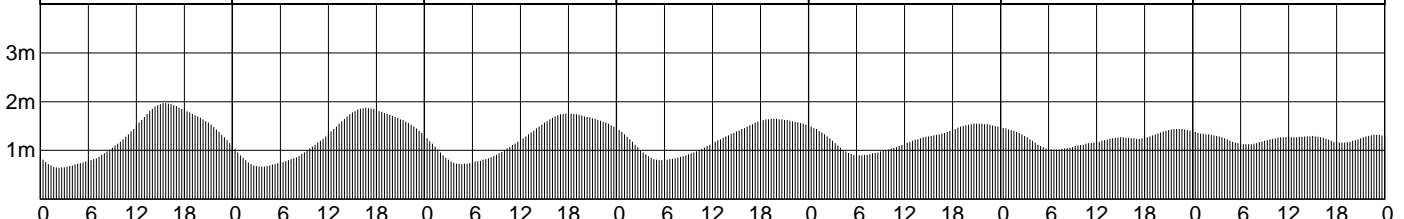
10	0402 0.87 1554 1.89	11	0445 0.86 1643 1.85	12	0532 0.87 1743 1.80	13	0619 0.90 1859 1.75	14	0659 0.95 2031 1.72	15	0721 1.02 2145 1.68	16	0709 1.10 1132 1.21 1243 1.20 2241 1.61
-----------	------------------------	-----------	------------------------	-----------	------------------------	-----------	------------------------	-----------	------------------------	-----------	------------------------	-----------	--



17	0702 1.17 1140 1.34 1840 1.19 2334 1.49	18	0704 1.22 1201 1.50 2001 1.08	19	0028 1.34 0650 1.25 1224 1.66 2126 0.96	20	0128 1.16 0339 1.11 1250 1.81 2252 0.83	21	0242 1.00 0344 0.99 1322 1.93	22	0005 0.72 1400 2.01	23	0114 0.66 1445 2.02
-----------	--	-----------	-------------------------------------	-----------	--	-----------	--	-----------	-------------------------------------	-----------	------------------------	-----------	------------------------



24	0222 0.64 1536 1.97	25	0330 0.67 1637 1.88	26	0436 0.72 1754 1.76	27	0538 0.80 1937 1.65	28	0626 0.90 2115 1.55	29	0650 1.02 2213 1.44	30	0636 1.13 1155 1.27 1837 1.16 2256 1.32
-----------	------------------------	-----------	------------------------	-----------	------------------------	-----------	------------------------	-----------	------------------------	-----------	------------------------	-----------	--



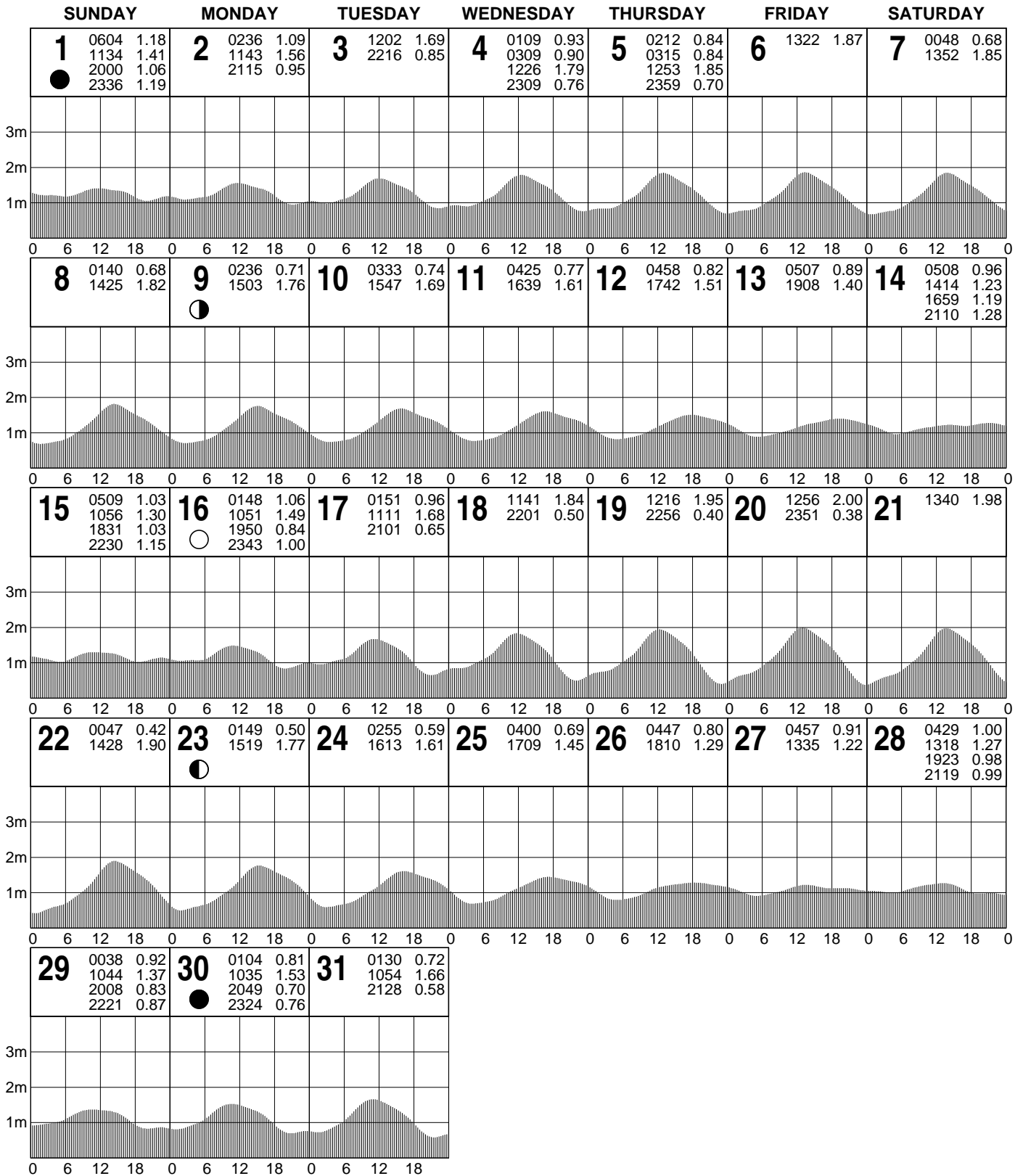
© Copyright: Commonwealth of Australia 2020, Bureau of Meteorology

Disclaimer: These tide predictions are supplied in good faith and believed to be correct.

No warranty is given in respect to errors, omissions, or suitability for any purpose.

TIDE PREDICTIONS FOR MILNER BAY - GROOTE EYLANDT

MAY - 2022 AUSTRALIAN CENTRAL STANDARD TIME



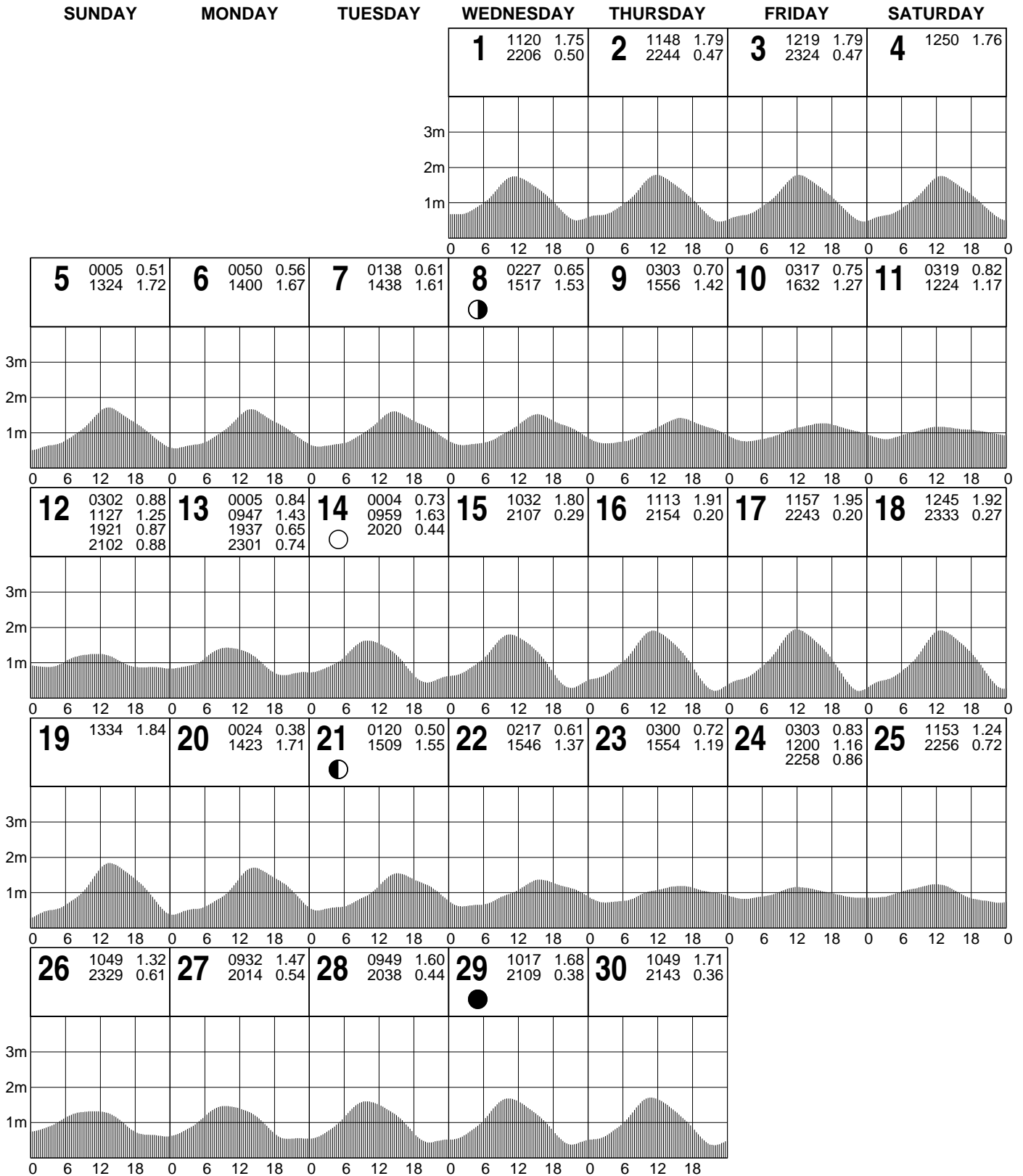
© Copyright: Commonwealth of Australia 2020, Bureau of Meteorology

Disclaimer: These tide predictions are supplied in good faith and believed to be correct.

No warranty is given in respect to errors, omissions, or suitability for any purpose.

TIDE PREDICTIONS FOR MILNER BAY - GROOTE EYLANDT

JUNE - 2022 AUSTRALIAN CENTRAL STANDARD TIME



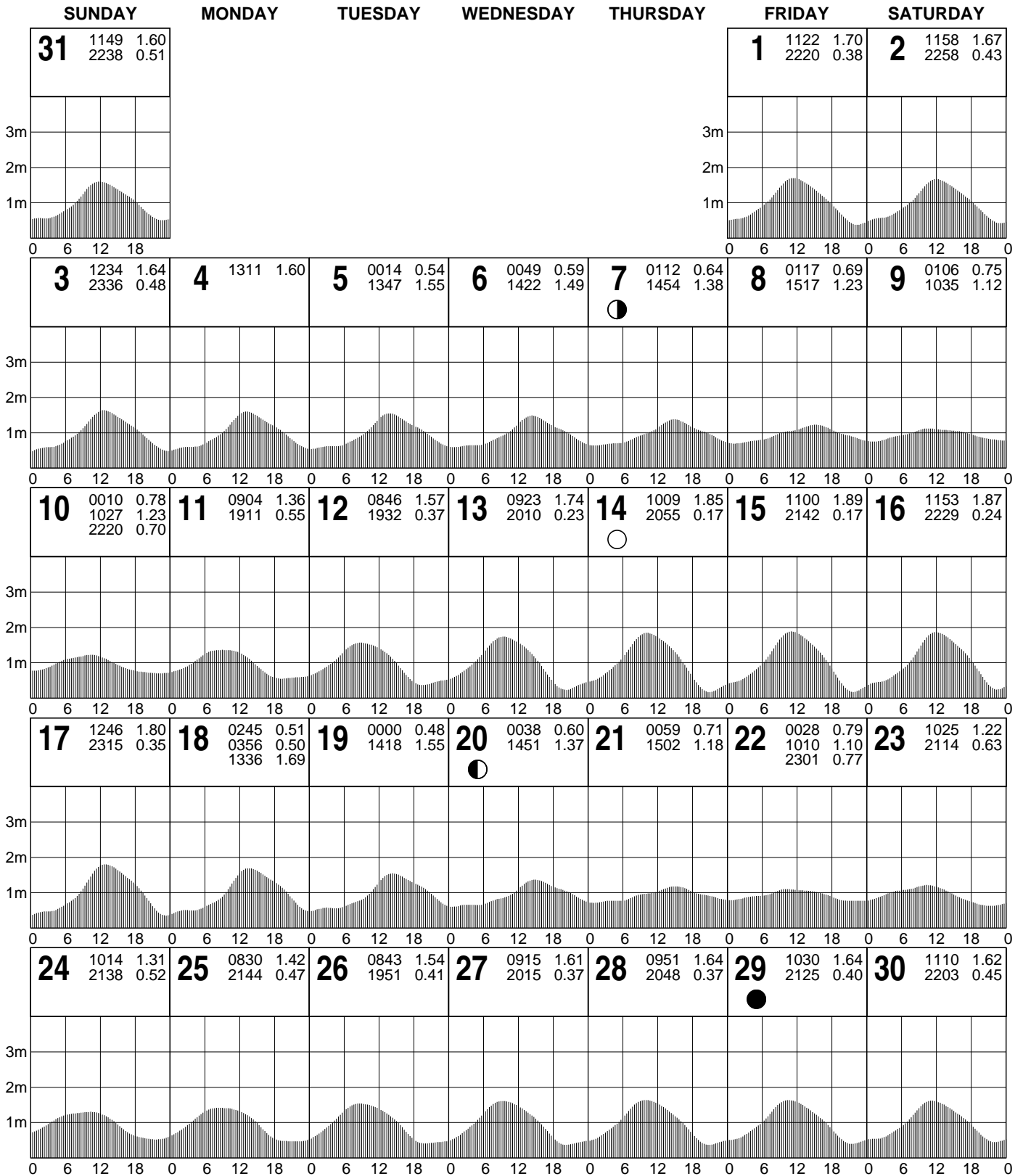
© Copyright: Commonwealth of Australia 2020, Bureau of Meteorology

Disclaimer: These tide predictions are supplied in good faith and believed to be correct.

No warranty is given in respect to errors, omissions, or suitability for any purpose.

TIDE PREDICTIONS FOR MILNER BAY - GROOTE EYLANDT

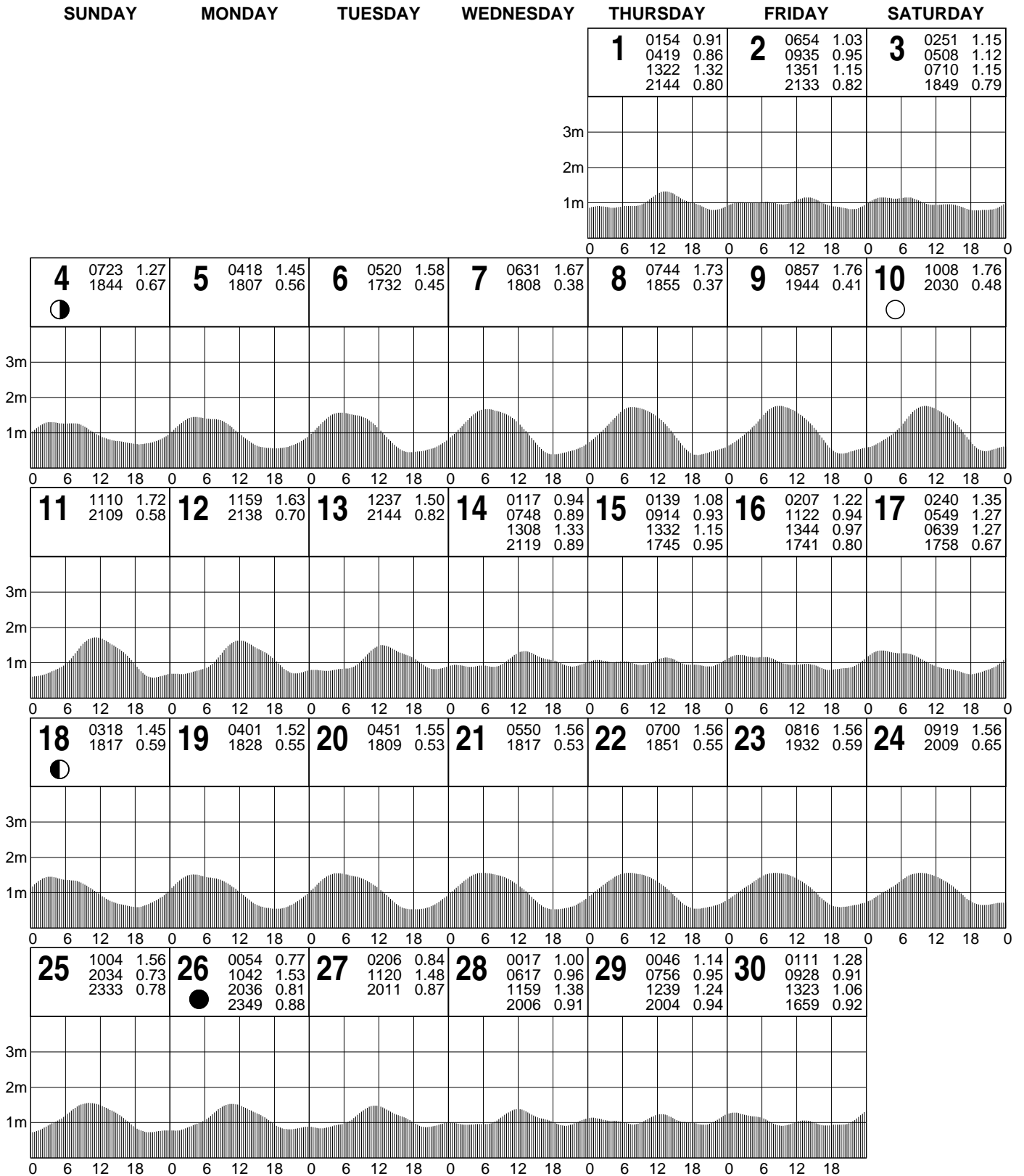
JULY - 2022 AUSTRALIAN CENTRAL STANDARD TIME



© Copyright: Commonwealth of Australia 2020, Bureau of Meteorology
 Disclaimer: These tide predictions are supplied in good faith and believed to be correct.
 No warranty is given in respect to errors, omissions, or suitability for any purpose.

TIDE PREDICTIONS FOR MILNER BAY - GROOTE EYLANDT

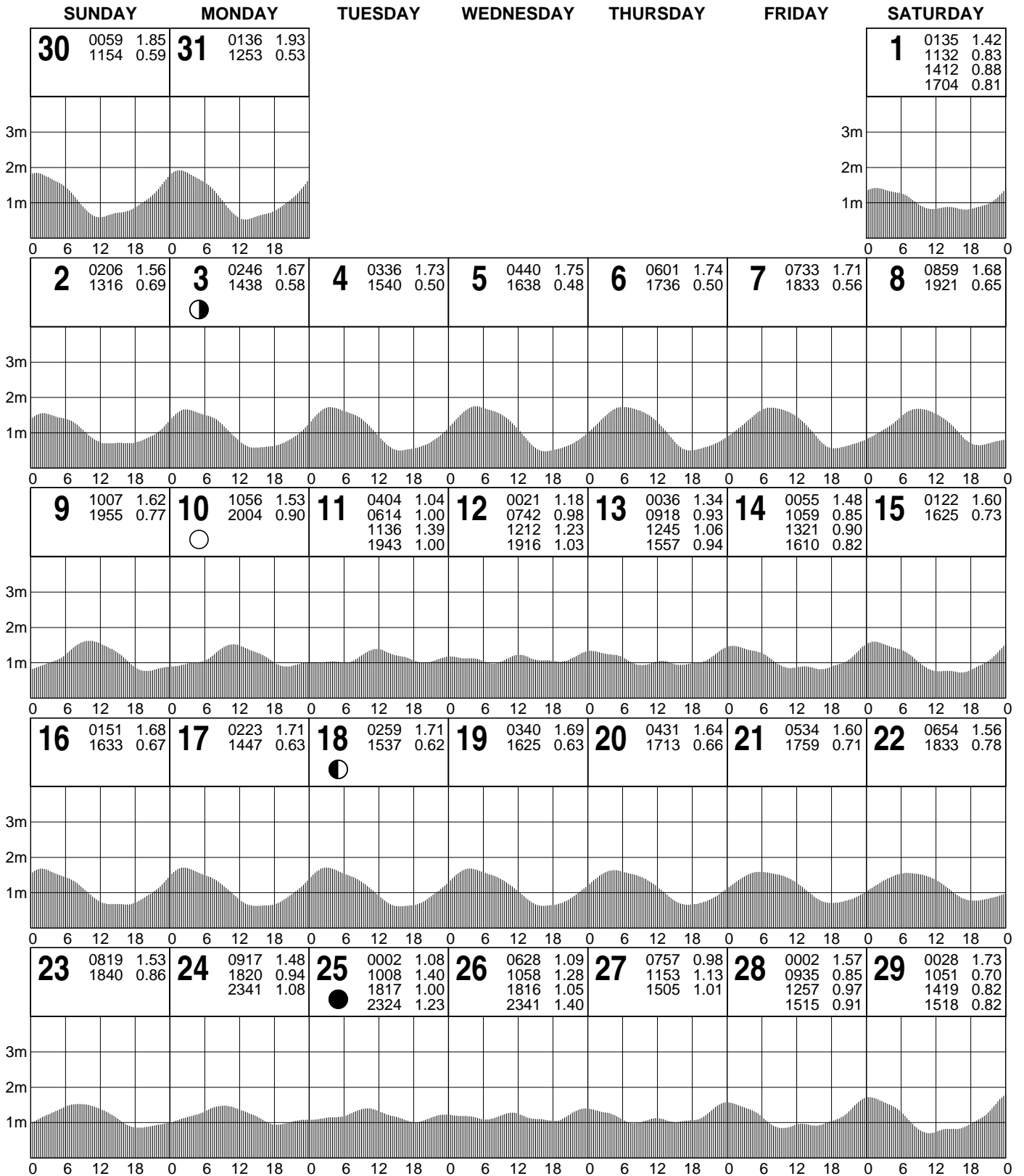
SEPTEMBER - 2022 AUSTRALIAN CENTRAL STANDARD TIME



© Copyright: Commonwealth of Australia 2020, Bureau of Meteorology
 Disclaimer: These tide predictions are supplied in good faith and believed to be correct.
 No warranty is given in respect to errors, omissions, or suitability for any purpose.

TIDE PREDICTIONS FOR MILNER BAY - GROOTE EYLANDT

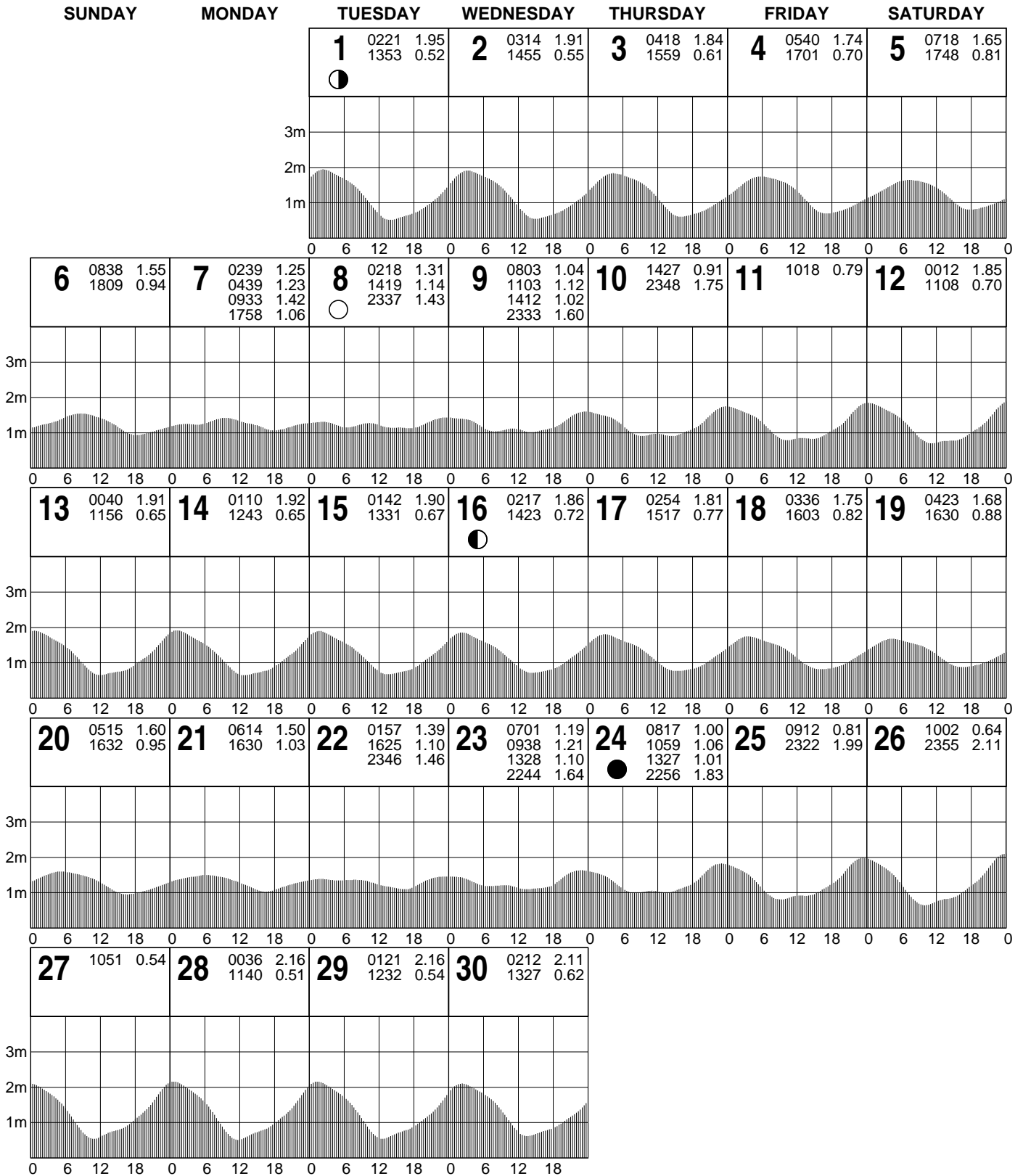
OCTOBER - 2022 AUSTRALIAN CENTRAL STANDARD TIME



© Copyright: Commonwealth of Australia 2020, Bureau of Meteorology
 Disclaimer: These tide predictions are supplied in good faith and believed to be correct.
 No warranty is given in respect to errors, omissions, or suitability for any purpose.

TIDE PREDICTIONS FOR MILNER BAY - GROOTE EYLANDT

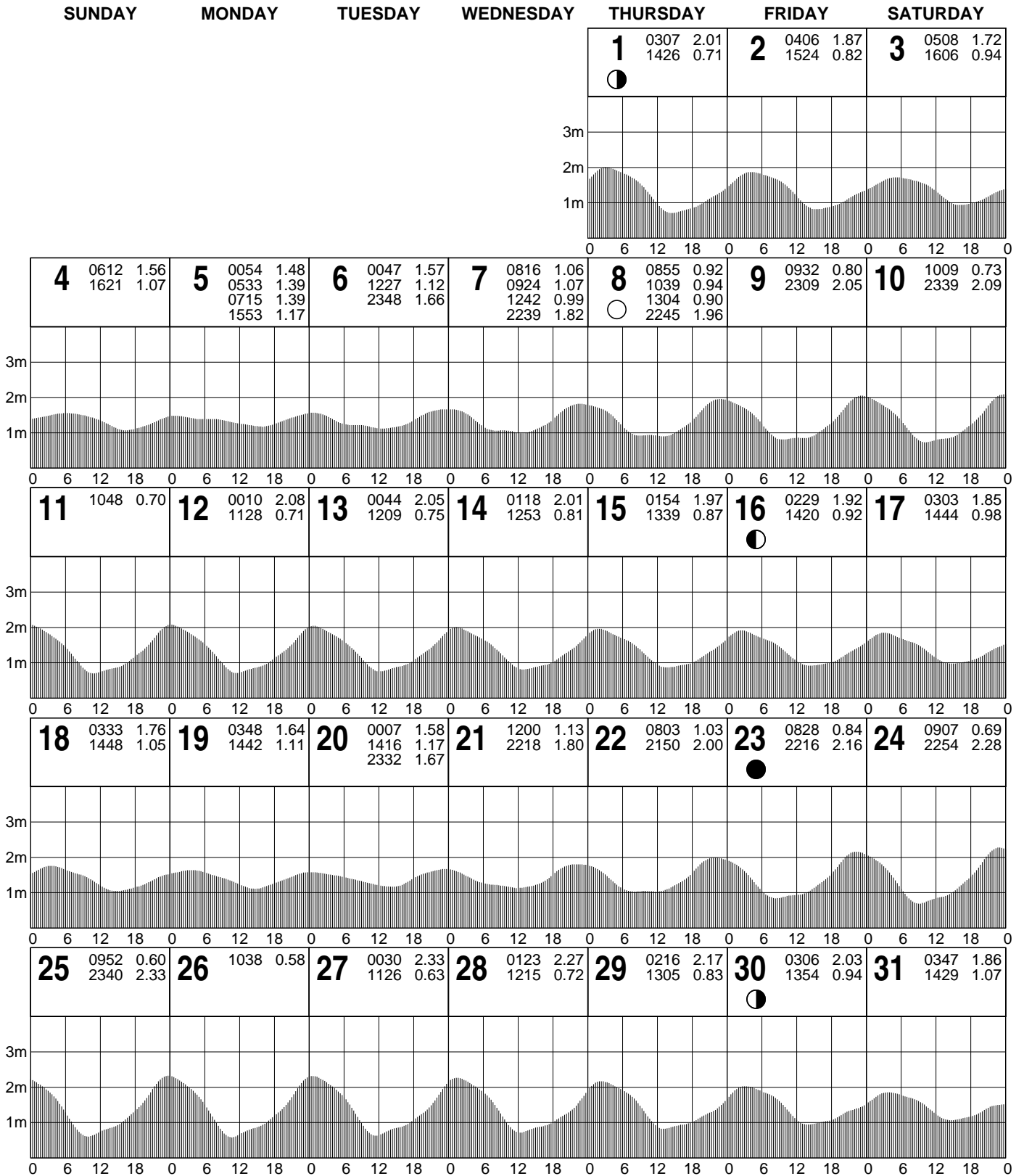
NOVEMBER - 2022 AUSTRALIAN CENTRAL STANDARD TIME



© Copyright: Commonwealth of Australia 2020, Bureau of Meteorology
 Disclaimer: These tide predictions are supplied in good faith and believed to be correct.
 No warranty is given in respect to errors, omissions, or suitability for any purpose.

TIDE PREDICTIONS FOR MILNER BAY - GROOTE EYLANDT

DECEMBER - 2022 AUSTRALIAN CENTRAL STANDARD TIME



© Copyright: Commonwealth of Australia 2020, Bureau of Meteorology
 Disclaimer: These tide predictions are supplied in good faith and believed to be correct.
 No warranty is given in respect to errors, omissions, or suitability for any purpose.