

TIDE PREDICTIONS FOR DARWIN

JUNE - 2018 AUSTRALIAN CENTRAL STANDARD TIME

SUNDAY

MONDAY

TUESDAY

WEDNESDAY

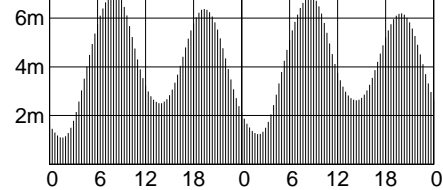
THURSDAY

FRIDAY

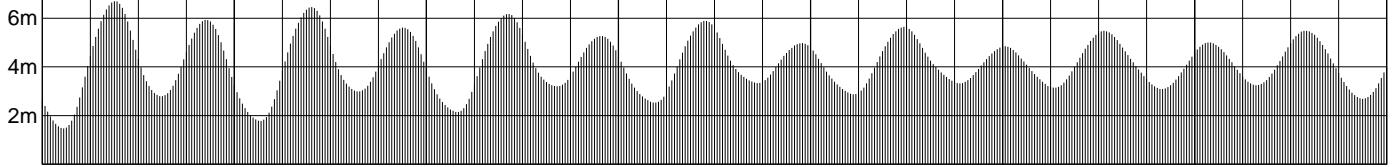
SATURDAY

1	0134	1.09
	0808	7.07
	1350	2.51
	1922	6.38

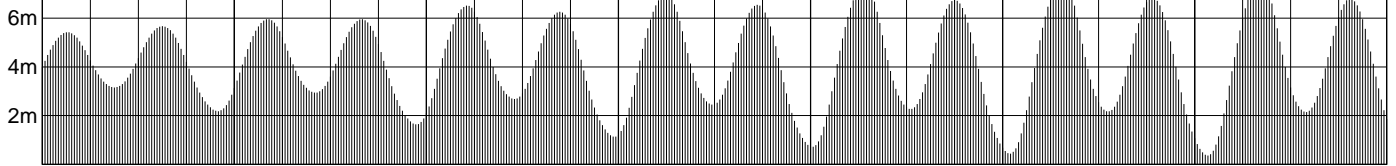
2	0206	1.23
	0836	6.91
	1420	2.63
	1954	6.20



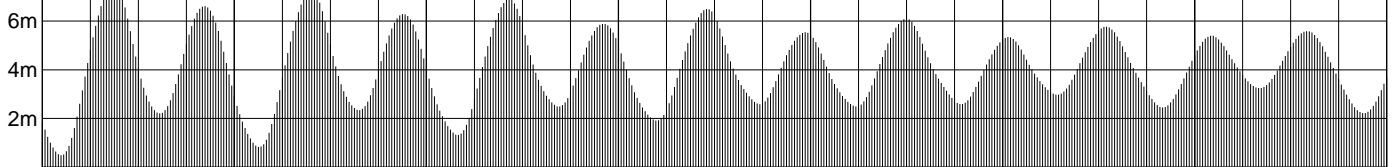
3	0238	1.47	4	0312	1.78	5	0350	2.14	6	0432	2.53	7	0524	2.89	8	0017	4.85	9	0148	5.01
	0907	6.71		0938	6.46		1013	6.18		1053	5.90		1141	5.65		0628	3.15		0744	3.25
	1452	2.80		1530	3.00		1618	3.20		1723	3.35		1838	3.33		1242	5.49		1353	5.49
	2029	5.94		2107	5.62		2152	5.28		2255	4.98		☾	1838		3.33	1954		3.10	2101



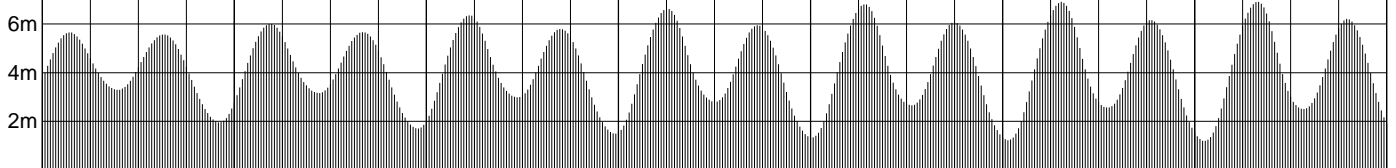
10	0309	5.43	11	0411	5.97	12	0506	6.53	13	0555	7.02	14	0012	0.71	15	0054	0.44	16	0137	0.36				
	0901	3.16		1007	2.94		1101	2.69		1147	2.45		1230	2.27		0643	7.39		0728	7.59	0811	7.63		
	1502	5.68		1555	5.96		1641	6.27		1722	6.55		1802	6.76		1230	2.27		1311	2.17	1355	2.15	1928	6.82
	2156	2.18		2244	1.64		2329	1.13		☀	1802		6.76	1843		6.86	1843		6.86	1928	6.82			



17	0222	0.49	18	0307	0.83	19	0355	1.33	20	0447	1.92	21	0544	2.50	22	0043	5.36	23	0207	5.41
	0853	7.51		0936	7.26		1020	6.91		1107	6.51		1158	6.11		0651	2.98		0806	3.25
	1442	2.21		1534	2.34		1633	2.49		1739	2.60		1850	2.59		1257	5.78		1404	5.59
	2015	6.62		2107	6.30		2209	5.90		☾	2322		5.55	2001		2.45	2001		2.45	2109



24	0325	5.66	25	0430	6.02	26	0523	6.36	27	0608	6.64	28	0009	1.34	29	0043	1.23	30	0115	1.20
	0924	3.29		1032	3.17		1124	2.99		1204	2.81		0647	6.82		0721	6.91		0753	6.92
	1510	5.58		1604	5.67		1647	5.81		1723	5.95		1237	2.67		1306	2.57		1335	2.51
	2206	1.96		2254	1.71		2334	1.50		☀	1758		6.08	1831		6.17	1831		6.17	1905



© Copyright: Commonwealth of Australia 2016, Bureau of Meteorology

Disclaimer: These tide predictions are supplied in good faith and believed to be correct.

No warranty is given in respect to errors, omissions, or suitability for any purpose.