

# TIDE PREDICTIONS FOR NATIVE POINT

APRIL - 2022 AUSTRALIAN CENTRAL STANDARD TIME

SUNDAY

MONDAY

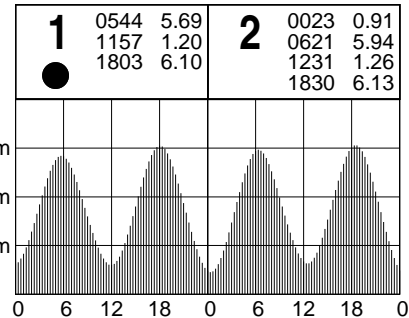
TUESDAY

WEDNESDAY

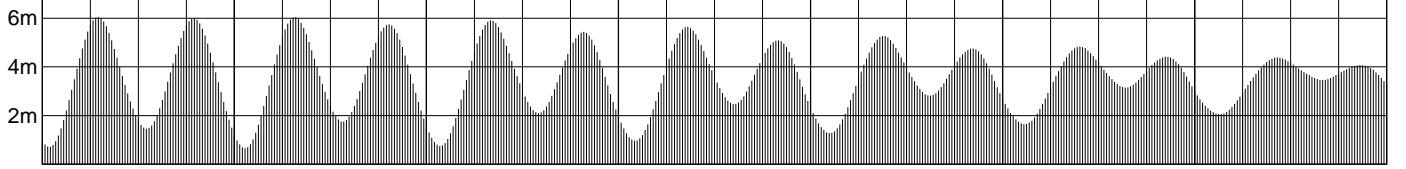
THURSDAY

FRIDAY

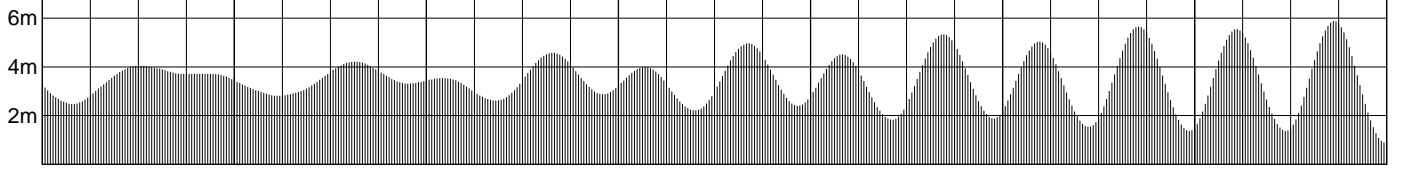
SATURDAY



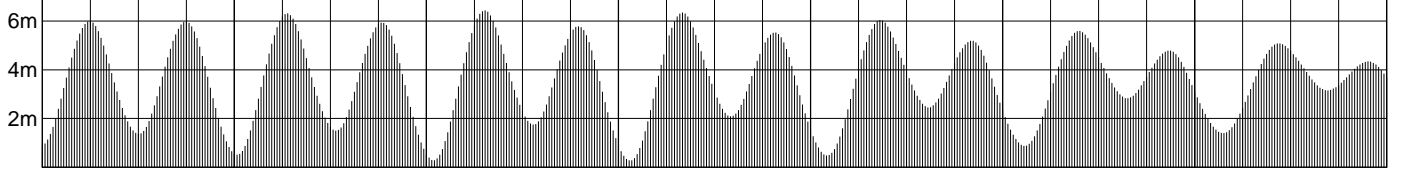
<b>3</b>	0052 0.71 0657 6.06 1302 1.46 1855 6.00	<b>4</b>	0119 0.66 0732 6.06 1332 1.75 1918 5.75	<b>5</b>	0144 0.75 0805 5.92 1401 2.10 1939 5.44	<b>6</b>	0206 0.97 0836 5.65 1429 2.47 1957 5.09	<b>7</b>	0225 1.27 0907 5.28 1455 2.82 2013 4.76	<b>8</b>	0246 1.65 0940 4.84 1524 3.15 2029 4.42	<b>9</b>	0311 2.06 1023 4.39 1601 3.46 2045 4.08
----------	--	----------	--	----------	--	----------	--	----------	--	----------	--	----------	--



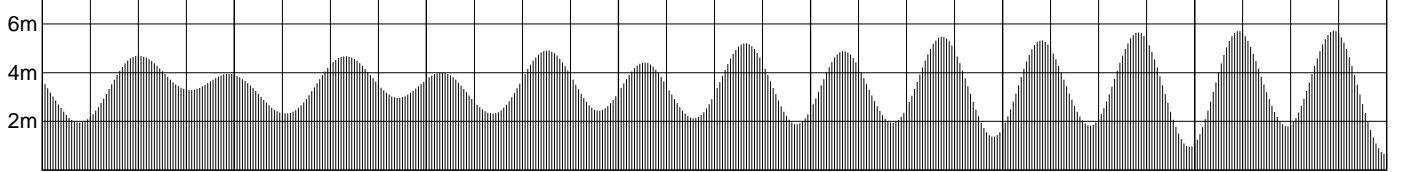
<b>10</b>	0349 2.48 1203 4.04 1745 3.72 1901 3.72	<b>11</b>	0530 2.82 1509 4.23 2143 3.31	<b>12</b>	0202 3.55 0841 2.62 1548 4.58 2202 2.87	<b>13</b>	0317 4.00 0933 2.21 1613 4.97 2225 2.40	<b>14</b>	0358 4.51 1011 1.83 1635 5.35 2251 1.89	<b>15</b>	0436 5.05 1047 1.54 1701 5.67 2320 1.37	<b>16</b>	0515 5.56 1124 1.37 1727 5.89 2348 0.89
-----------	--	-----------	-------------------------------------	-----------	--	-----------	--	-----------	--	-----------	--	-----------	--



<b>17</b>	0554 6.00 1202 1.37 1756 5.98	<b>18</b>	0020 0.51 0635 6.32 1242 1.50 1827 5.95	<b>19</b>	0052 0.29 0717 6.45 1323 1.76 1859 5.79	<b>20</b>	0128 0.27 0800 6.36 1404 2.09 1933 5.54	<b>21</b>	0205 0.48 0844 6.06 1447 2.46 2010 5.20	<b>22</b>	0246 0.88 0933 5.60 1534 2.83 2051 4.79	<b>23</b>	0333 1.40 1032 5.09 1635 3.16 2142 4.35
-----------	-------------------------------------	-----------	--	-----------	--	-----------	--	-----------	--	-----------	--	-----------	--



<b>24</b>	0435 1.95 1201 4.70 1832 3.29 2317 3.95	<b>25</b>	0624 2.33 1355 4.68 2027 2.97	<b>26</b>	0152 4.01 0817 2.32 1506 4.92 2131 2.44	<b>27</b>	0315 4.42 0926 2.13 1552 5.21 2214 1.89	<b>28</b>	0409 4.89 1016 1.94 1627 5.48 2250 1.37	<b>29</b>	0451 5.33 1056 1.83 1657 5.66 2322 0.95	<b>30</b>	0529 5.72 1133 1.79 1724 5.73 2351 0.66
-----------	--	-----------	-------------------------------------	-----------	--	-----------	--	-----------	--	-----------	--	-----------	--



© Copyright: Commonwealth of Australia 2021, Bureau of Meteorology

**Disclaimer:** These tide predictions are supplied in good faith and believed to be correct.

No warranty is given in respect to errors, omissions, or suitability for any purpose.