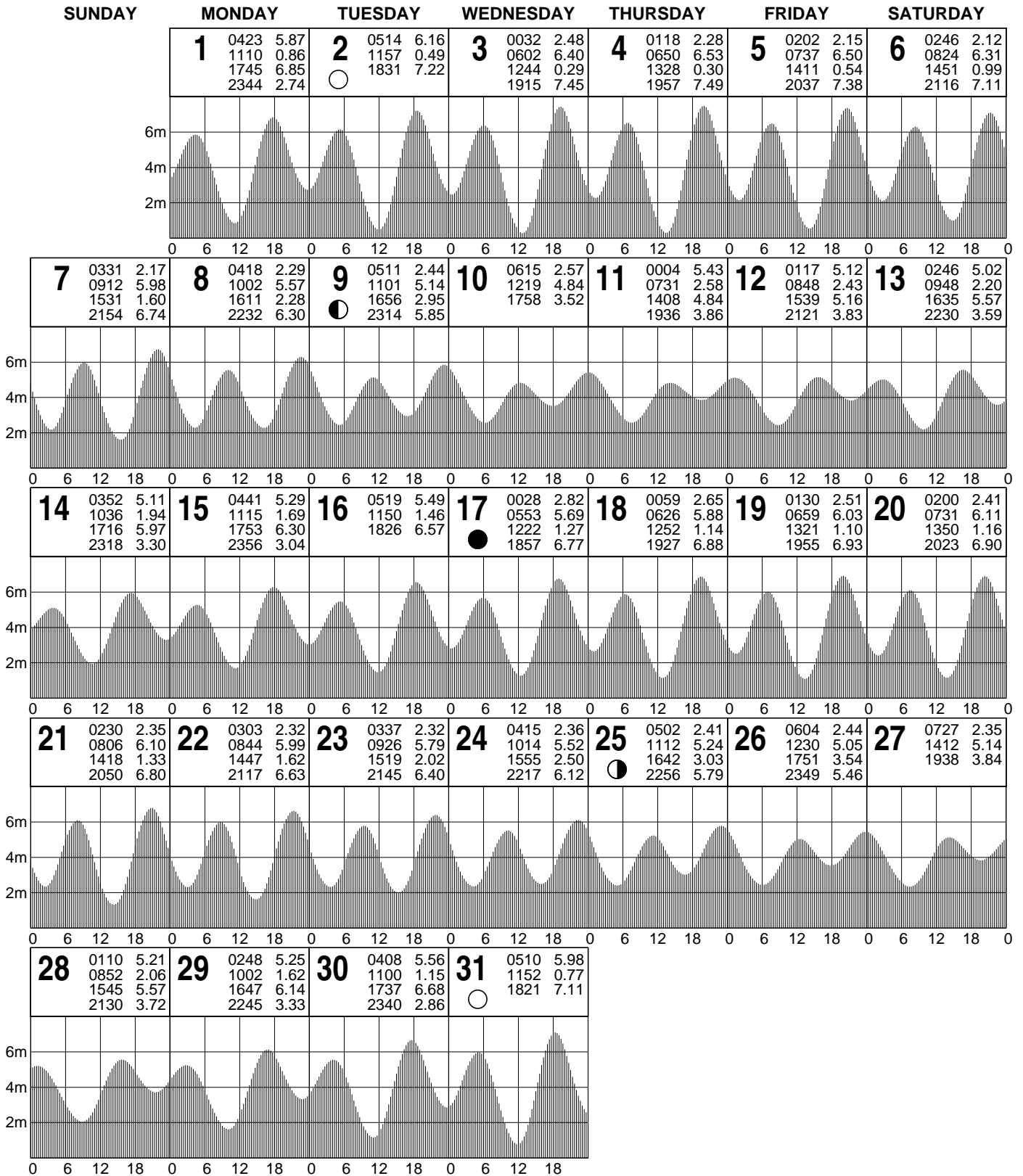


TIDE PREDICTIONS FOR CHARLES POINT PATCHES

JANUARY - 2018 AUSTRALIAN CENTRAL STANDARD TIME



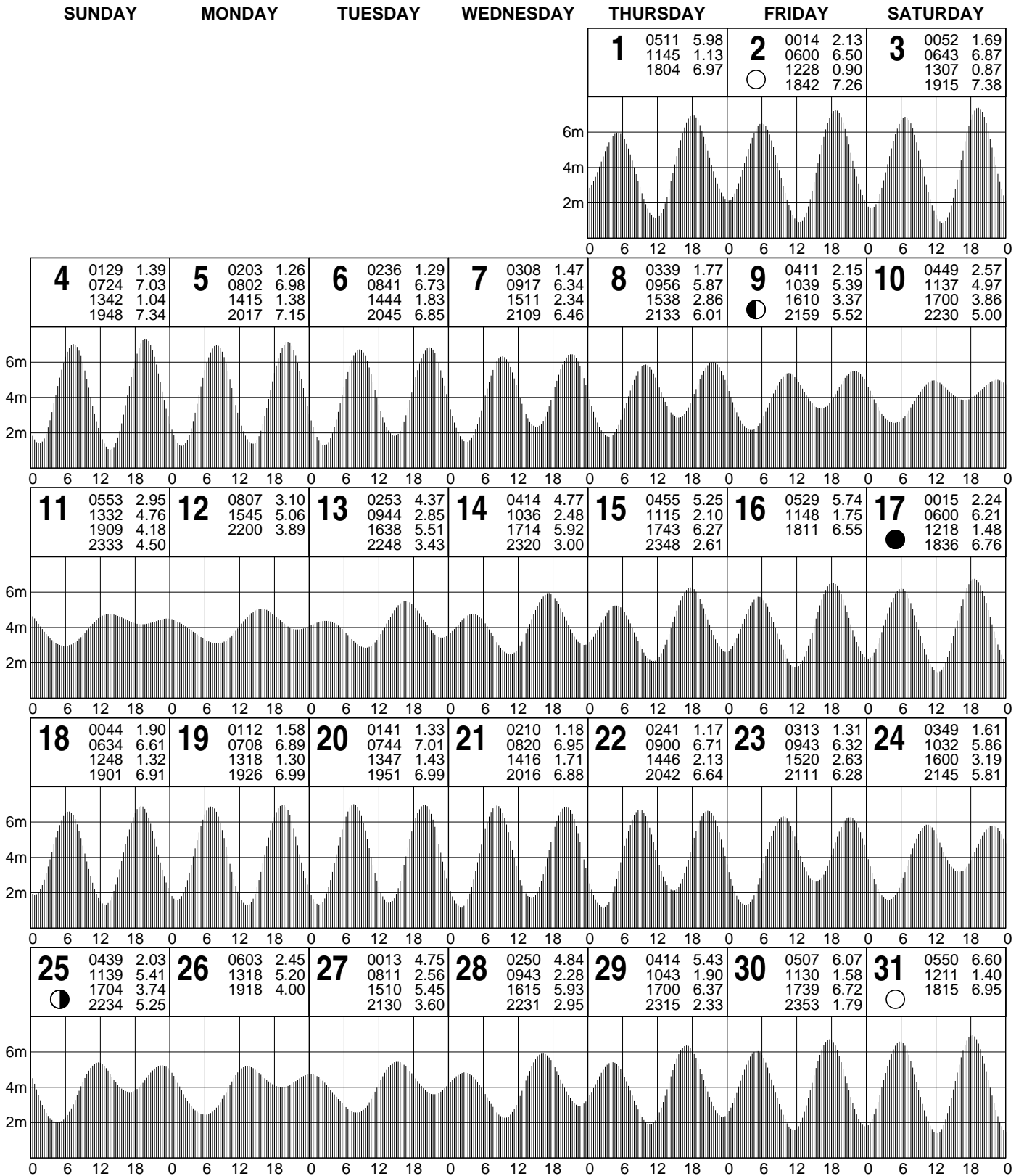
© Copyright: Commonwealth of Australia 2016, Bureau of Meteorology

Disclaimer: These tide predictions are supplied in good faith and believed to be correct.

No warranty is given in respect to errors, omissions, or suitability for any purpose.

TIDE PREDICTIONS FOR CHARLES POINT PATCHES

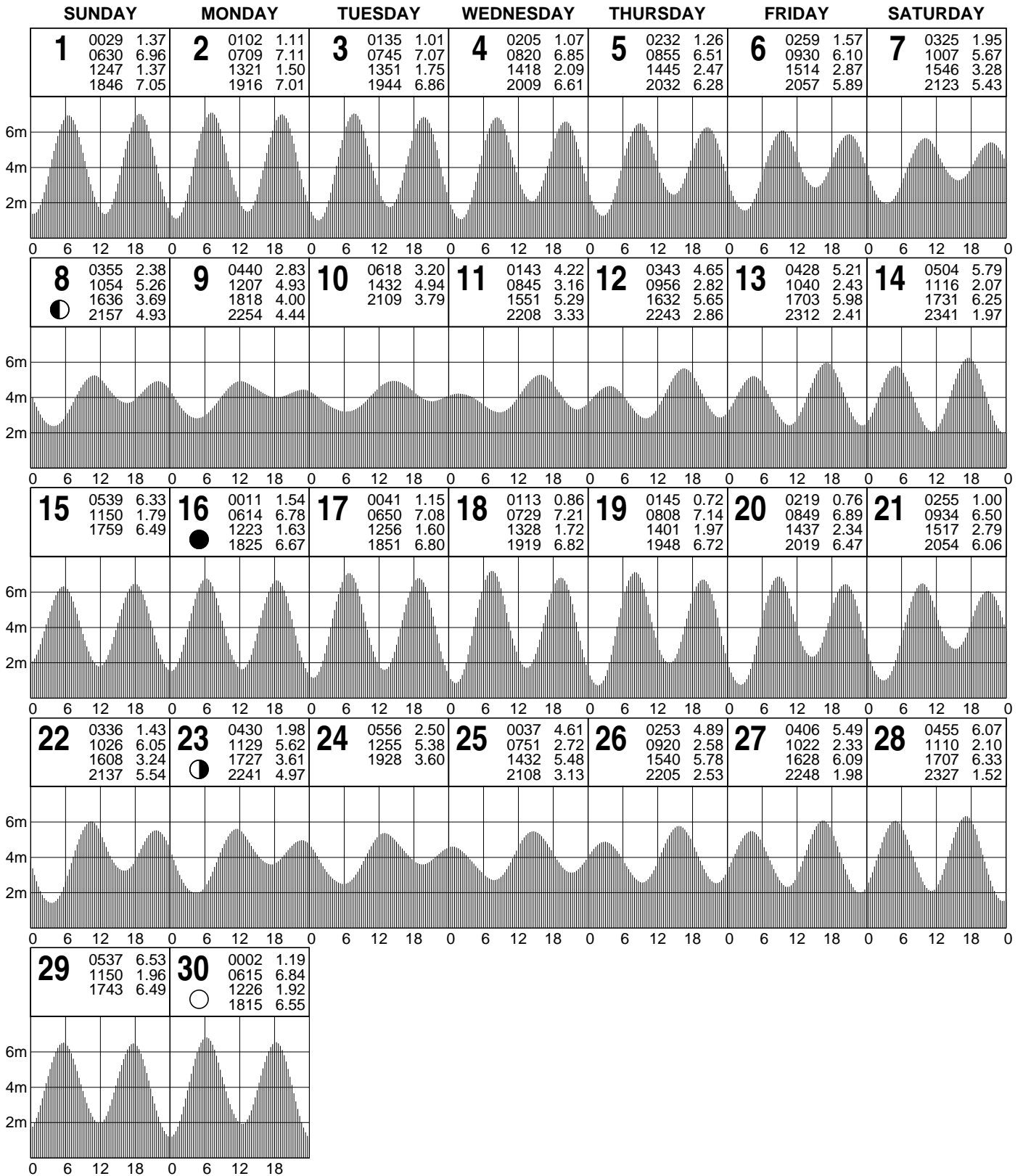
MARCH - 2018 AUSTRALIAN CENTRAL STANDARD TIME



© Copyright: Commonwealth of Australia 2016, Bureau of Meteorology
 Disclaimer: These tide predictions are supplied in good faith and believed to be correct.
 No warranty is given in respect to errors, omissions, or suitability for any purpose.

TIDE PREDICTIONS FOR CHARLES POINT PATCHES

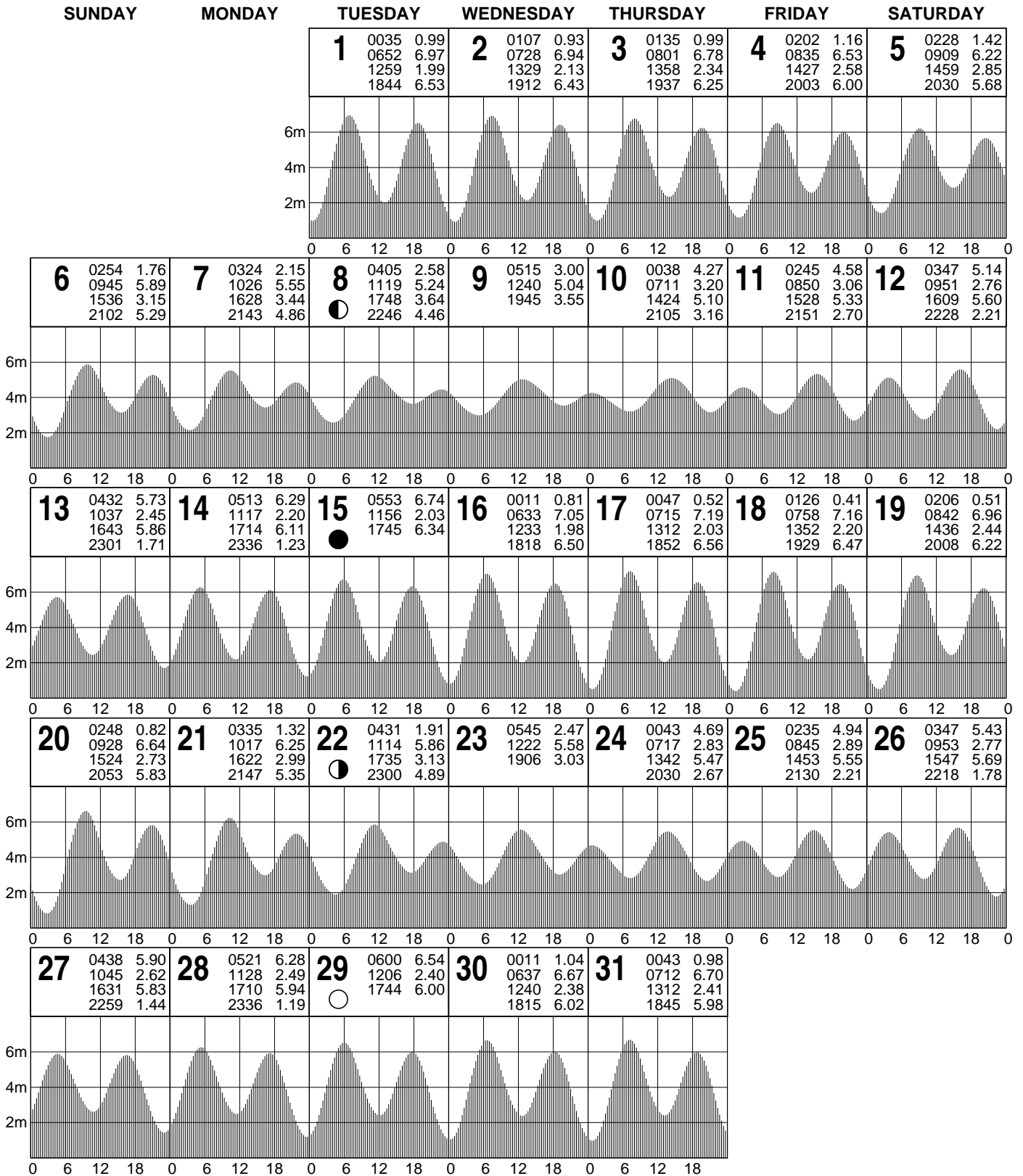
APRIL - 2018 AUSTRALIAN CENTRAL STANDARD TIME



© Copyright: Commonwealth of Australia 2016, Bureau of Meteorology
 Disclaimer: These tide predictions are supplied in good faith and believed to be correct.
 No warranty is given in respect to errors, omissions, or suitability for any purpose.

TIDE PREDICTIONS FOR CHARLES POINT PATCHES

MAY - 2018 AUSTRALIAN CENTRAL STANDARD TIME



© Copyright: Commonwealth of Australia 2016, Bureau of Meteorology

Disclaimer: These tide predictions are supplied in good faith and believed to be correct.

No warranty is given in respect to errors, omissions, or suitability for any purpose.

TIDE PREDICTIONS FOR CHARLES POINT PATCHES

JUNE - 2018 AUSTRALIAN CENTRAL STANDARD TIME

SUNDAY

MONDAY

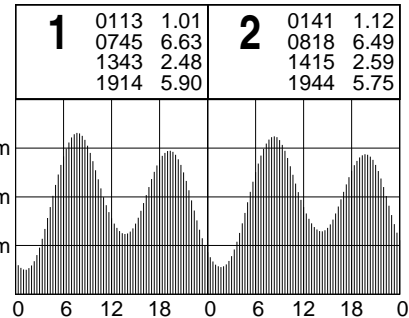
TUESDAY

WEDNESDAY

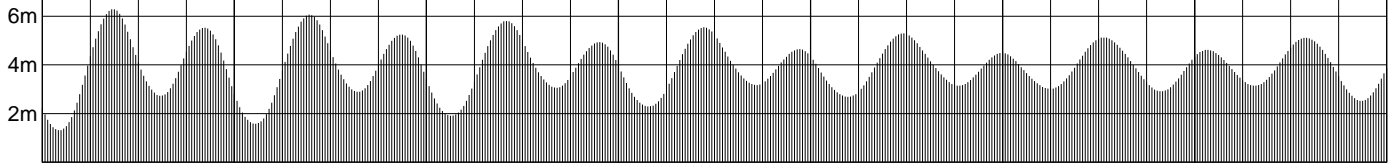
THURSDAY

FRIDAY

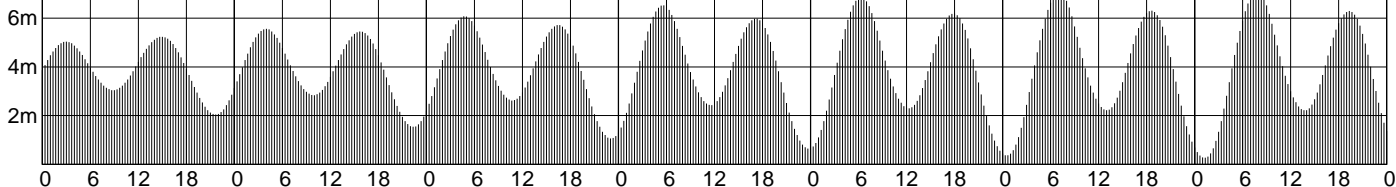
SATURDAY



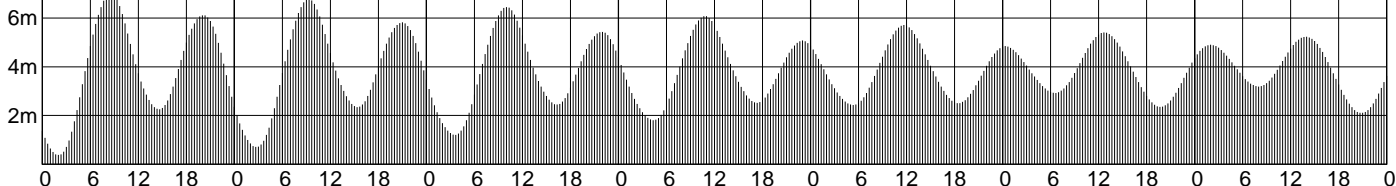
3	0208	1.31	4	0237	1.58	5	0308	1.91	6	0347	2.29	7	0442	2.69	8	0558	3.02	9	0134	4.62
	0851	6.30		0925	6.07		1001	5.82		1043	5.55		1133	5.30		1238	5.14		0730	3.14
	1449	2.73		1528	2.89		1615	3.06		1715	3.17		1830	3.15		1948	2.91		1352	5.12
	2016	5.54		2053	5.26		2138	4.94		2236	4.65		☾	2356		4.50				2050



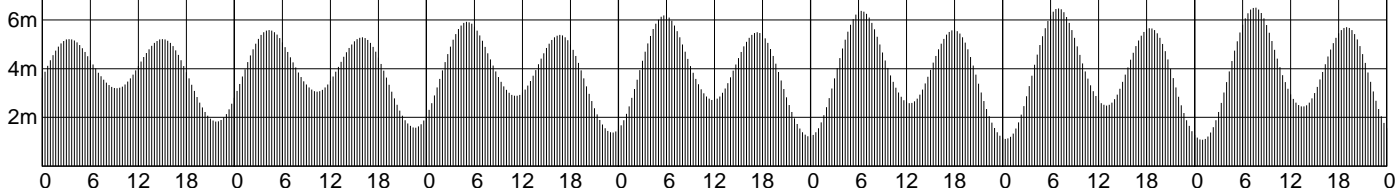
10	0258	5.04	11	0358	5.57	12	0447	6.09	13	0534	6.54	14	0619	6.88	15	0030	0.36	16	0115	0.26
	0851	3.05		0953	2.84		1045	2.62		1131	2.43		1217	2.30		1302	2.22		0748	7.12
	1456	5.24		1545	5.46		1629	5.73		1711	5.99		1752	6.20		1835	6.31		1348	2.21
	2139	2.05		2222	1.54		2304	1.06		2347	0.64		☀						1920	6.30



17	0200	0.38	18	0245	0.71	19	0332	1.21	20	0422	1.81	21	0520	2.43	22	0022	4.85	23	0200	4.91
	0833	7.02		0917	6.79		1001	6.46		1048	6.09		1141	5.72		1243	5.41		0759	3.19
	1435	2.26		1524	2.35		1617	2.45		1717	2.52		1828	2.51		1944	2.36		1354	5.24
	2007	6.13		2058	5.83		2154	5.45		2300	5.08		☾						2051	2.11



24	0322	5.22	25	0420	5.60	26	0506	5.93	27	0546	6.19	28	0623	6.38	29	0025	1.12	30	0057	1.08
	0918	3.20		1020	3.06		1110	2.88		1150	2.71		1226	2.58		1300	2.49		0730	6.51
	1501	5.22		1556	5.29		1641	5.39		1720	5.50		1755	5.60		1828	5.67		1331	2.44
	2146	1.83		2233	1.58		2315	1.37		2351	1.22		☀						1900	5.71



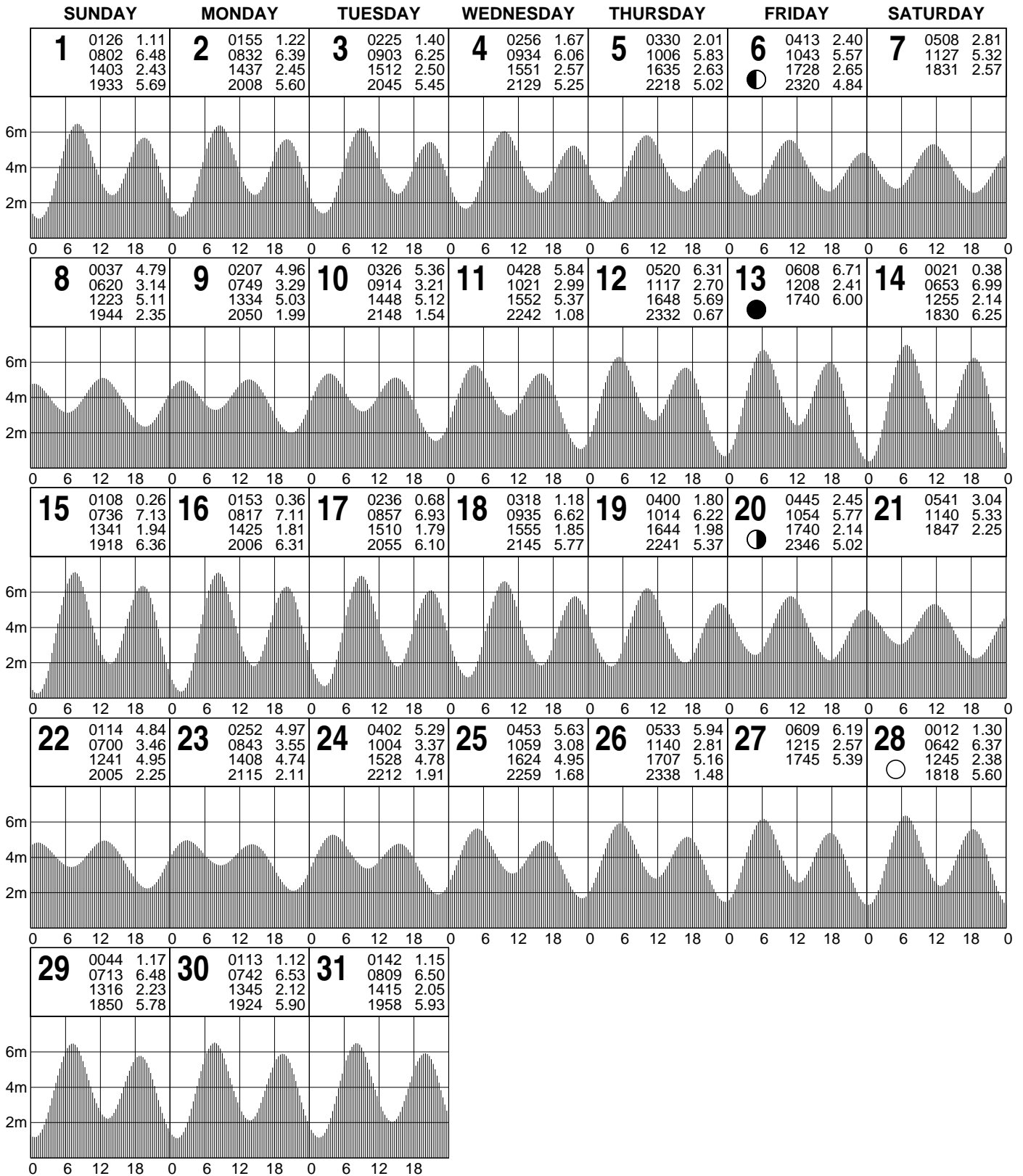
© Copyright: Commonwealth of Australia 2016, Bureau of Meteorology

Disclaimer: These tide predictions are supplied in good faith and believed to be correct.

No warranty is given in respect to errors, omissions, or suitability for any purpose.

TIDE PREDICTIONS FOR CHARLES POINT PATCHES

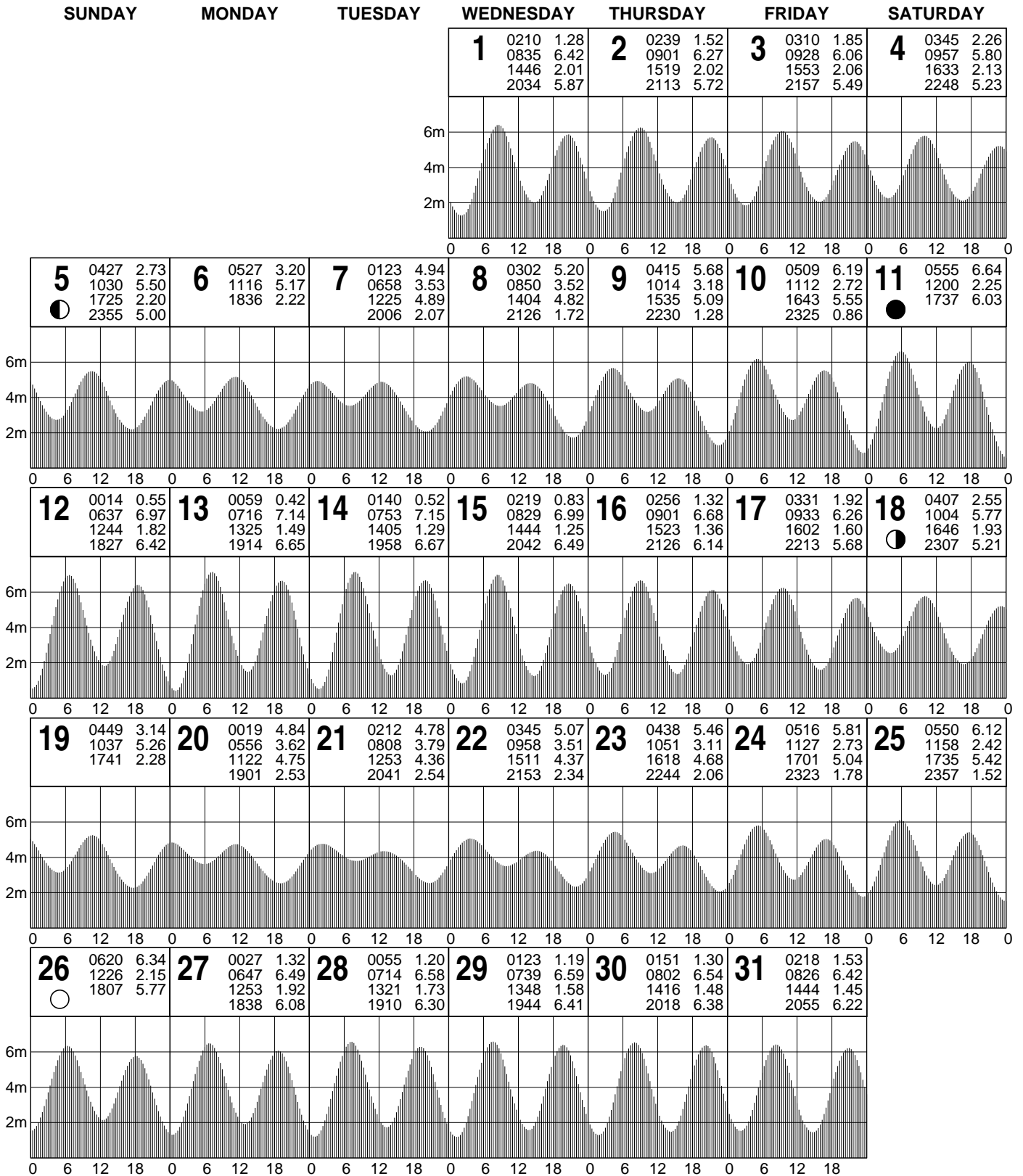
JULY - 2018 AUSTRALIAN CENTRAL STANDARD TIME



© Copyright: Commonwealth of Australia 2016, Bureau of Meteorology
Disclaimer: These tide predictions are supplied in good faith and believed to be correct.
 No warranty is given in respect to errors, omissions, or suitability for any purpose.

TIDE PREDICTIONS FOR CHARLES POINT PATCHES

AUGUST - 2018 AUSTRALIAN CENTRAL STANDARD TIME



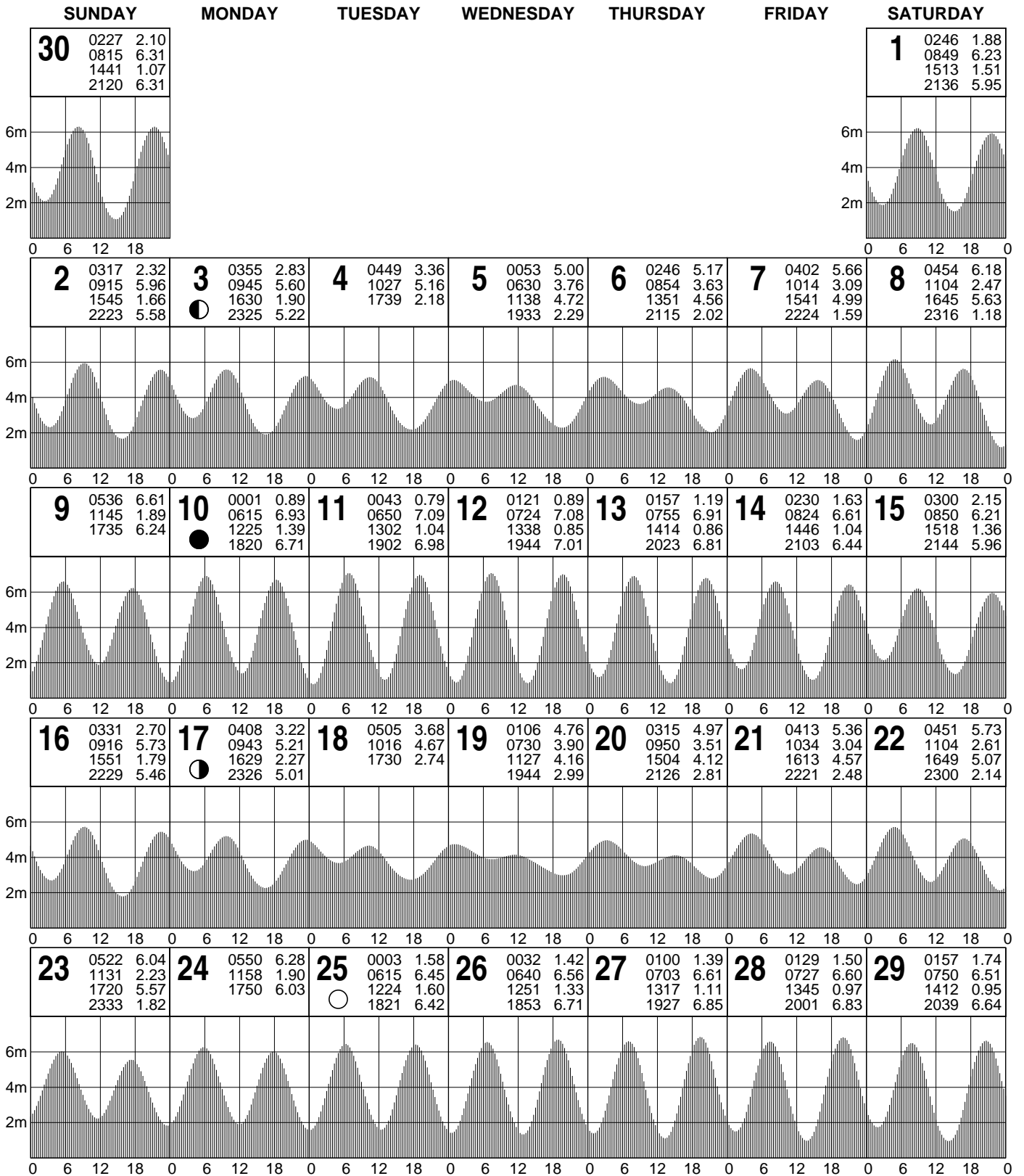
© Copyright: Commonwealth of Australia 2016, Bureau of Meteorology

Disclaimer: These tide predictions are supplied in good faith and believed to be correct.

No warranty is given in respect to errors, omissions, or suitability for any purpose.

TIDE PREDICTIONS FOR CHARLES POINT PATCHES

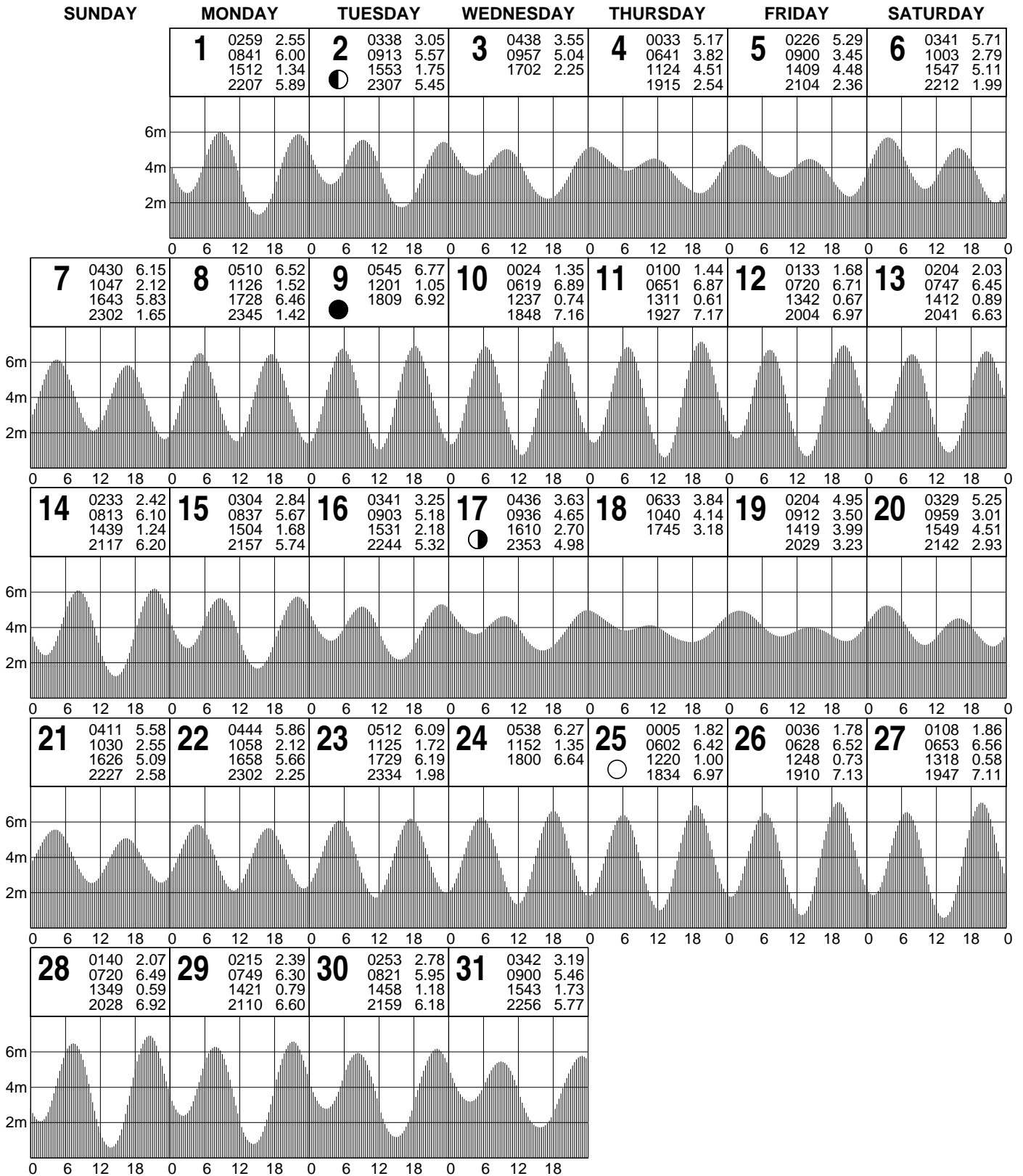
SEPTEMBER - 2018 AUSTRALIAN CENTRAL STANDARD TIME



© Copyright: Commonwealth of Australia 2016, Bureau of Meteorology
 Disclaimer: These tide predictions are supplied in good faith and believed to be correct.
 No warranty is given in respect to errors, omissions, or suitability for any purpose.

TIDE PREDICTIONS FOR CHARLES POINT PATCHES

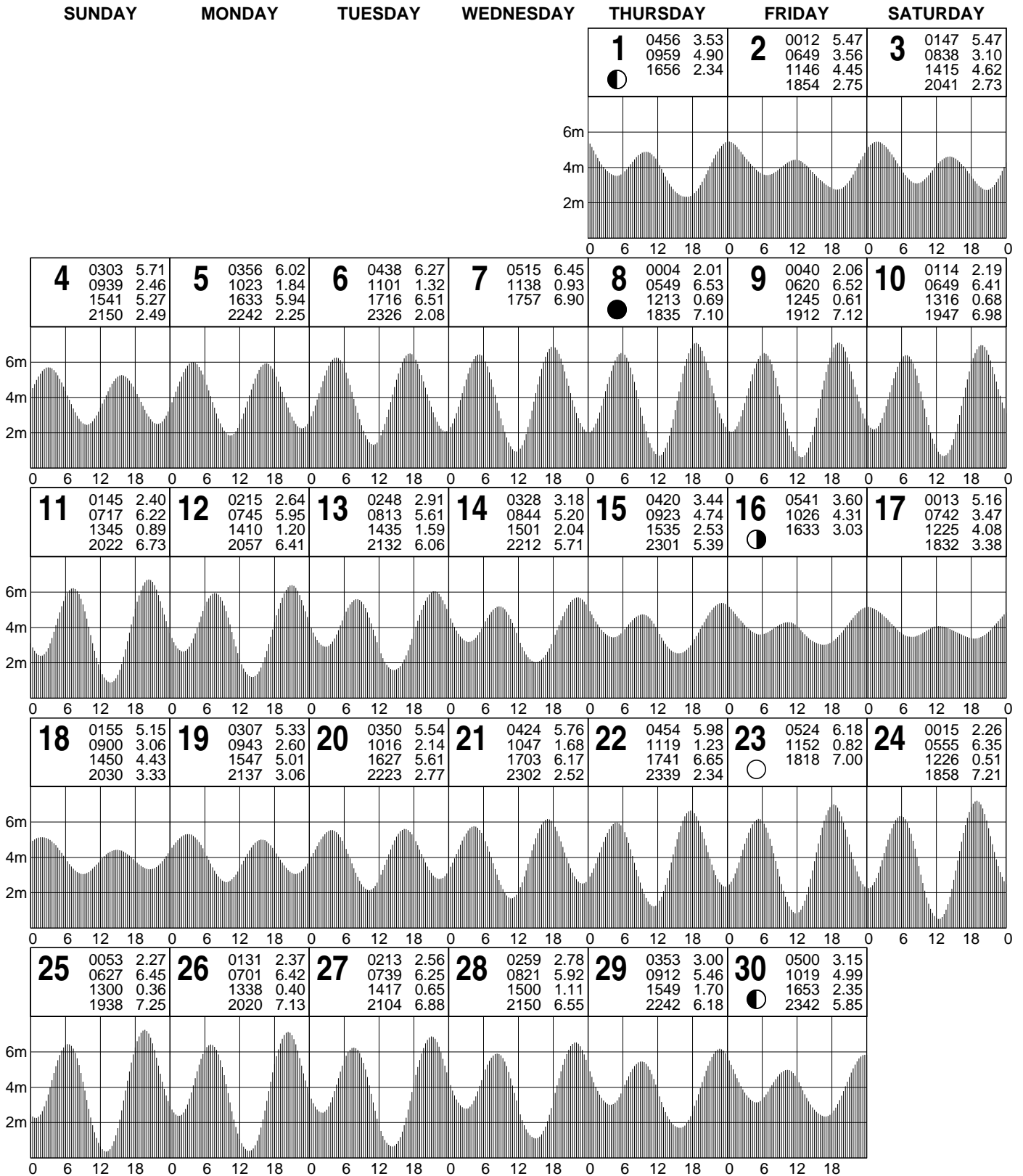
OCTOBER - 2018 AUSTRALIAN CENTRAL STANDARD TIME



© Copyright: Commonwealth of Australia 2016, Bureau of Meteorology
Disclaimer: These tide predictions are supplied in good faith and believed to be correct.
 No warranty is given in respect to errors, omissions, or suitability for any purpose.

TIDE PREDICTIONS FOR CHARLES POINT PATCHES

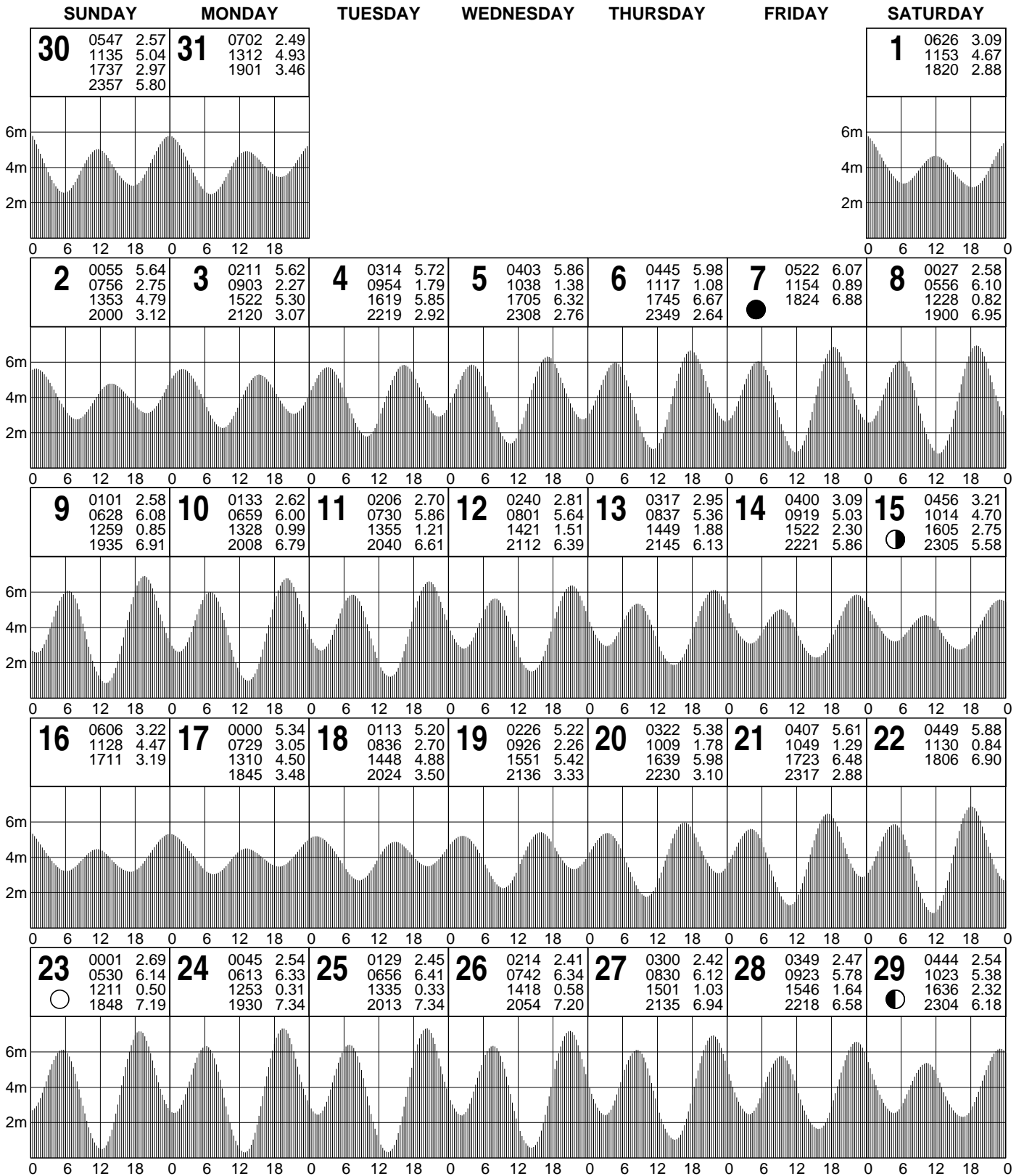
NOVEMBER - 2018 AUSTRALIAN CENTRAL STANDARD TIME



© Copyright: Commonwealth of Australia 2016, Bureau of Meteorology
 Disclaimer: These tide predictions are supplied in good faith and believed to be correct.
 No warranty is given in respect to errors, omissions, or suitability for any purpose.

TIDE PREDICTIONS FOR CHARLES POINT PATCHES

DECEMBER - 2018 AUSTRALIAN CENTRAL STANDARD TIME



© Copyright: Commonwealth of Australia 2016, Bureau of Meteorology
 Disclaimer: These tide predictions are supplied in good faith and believed to be correct.
 No warranty is given in respect to errors, omissions, or suitability for any purpose.