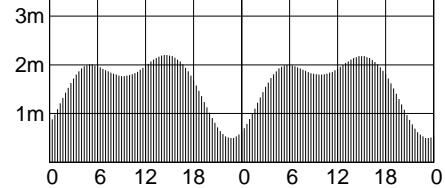


TIDE PREDICTIONS FOR CENTRE ISLAND

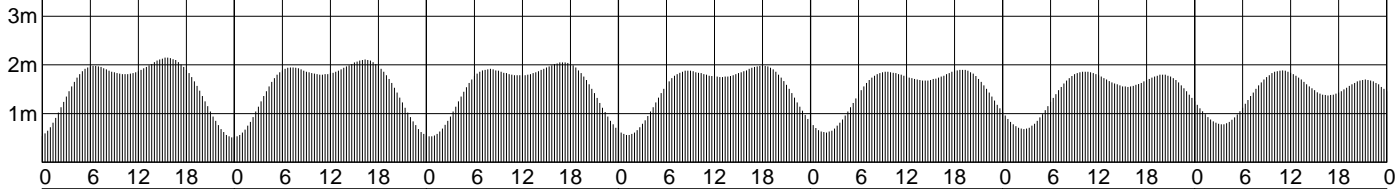
JUNE - 2018 AUSTRALIAN CENTRAL STANDARD TIME

SUNDAY MONDAY TUESDAY WEDNESDAY THURSDAY FRIDAY SATURDAY

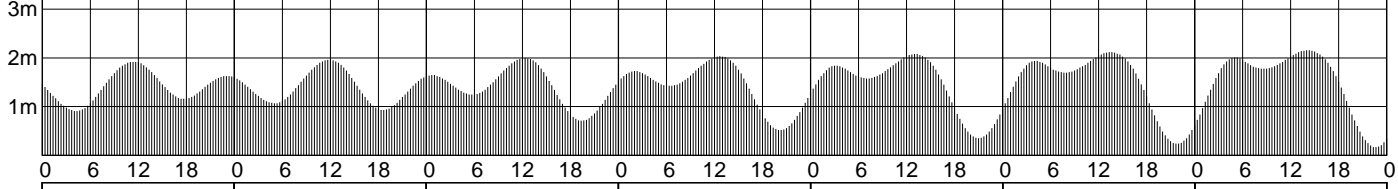
1	0509 2.01	2	0550 2.00
	0917 1.77		0950 1.80
	1431 2.20		1458 2.18
	2242 0.49		2315 0.50



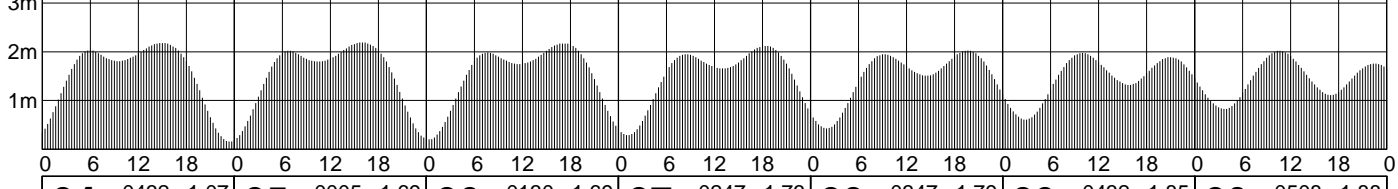
3	0628 1.99	4	0708 1.95	5	0028 0.53	6	0109 0.56	7	0153 0.61	8	0239 0.68	9	0326 0.78
	1021 1.81		1055 1.80		0752 1.92		0842 1.88		0933 1.86		1018 1.86		1054 1.89
	1535 2.15		1618 2.11		1140 1.79		1251 1.75		1419 1.68		1535 1.55		1642 1.37
	2351 0.51				1706 2.05		1759 1.99		1857 1.90		2003 1.80		2122 1.70



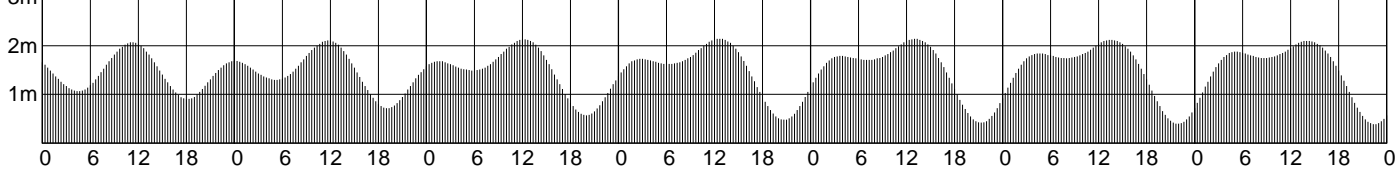
10	0414 0.91	11	0501 1.07	12	0045 1.65	13	0204 1.73	14	0309 1.84	15	0408 1.94	16	0503 2.01
	1126 1.92		1154 1.96		0546 1.25		0627 1.43		0706 1.58		0748 1.70		0834 1.78
	1740 1.16		1834 0.93		1219 2.00		1240 2.04		1302 2.08		1330 2.12		1406 2.16
	2301 1.63				1925 0.71		2013 0.52		2059 0.35		2147 0.23		2237 0.17



17	0555 2.04	18	0647 2.02	19	0019 0.20	20	0110 0.29	21	0202 0.43	22	0254 0.61	23	0345 0.83
	0926 1.81		1025 1.80		0737 1.99		0827 1.96		0913 1.95		0957 1.98		1038 2.02
	1455 2.18		1558 2.19		1136 1.75		1304 1.66		1432 1.51		1548 1.32		1700 1.11
	2327 0.16				1710 2.18		1824 2.12		1938 2.03		2059 1.89		2230 1.76



24	0432 1.07	25	0005 1.69	26	0130 1.69	27	0247 1.73	28	0347 1.79	29	0432 1.85	30	0508 1.88
	1115 2.07		0515 1.30		0548 1.49		0619 1.63		0702 1.71		0756 1.74		0846 1.75
	1807 0.90		1147 2.11		1214 2.13		1238 2.14		1302 2.14		1330 2.12		1403 2.11
			1907 0.72		1959 0.57		2042 0.47		2120 0.42		2154 0.39		2228 0.39



© Copyright: Commonwealth of Australia 2016, Bureau of Meteorology
Disclaimer: These tide predictions are supplied in good faith and believed to be correct.
 No warranty is given in respect to errors, omissions, or suitability for any purpose.