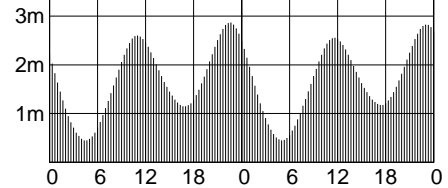


TIDE PREDICTIONS FOR MELVILLE BAY - GOVE HARBOUR

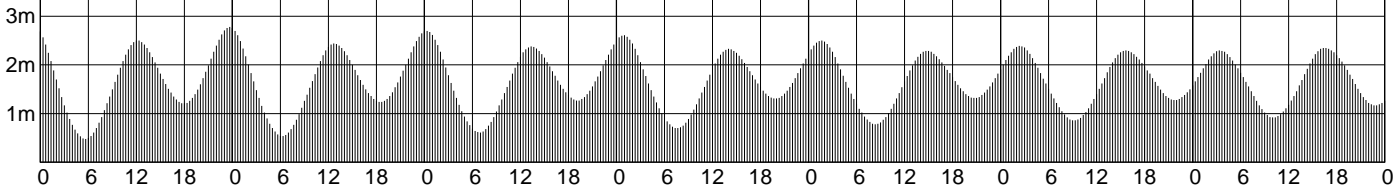
JUNE - 2018 AUSTRALIAN CENTRAL STANDARD TIME

SUNDAY MONDAY TUESDAY WEDNESDAY THURSDAY FRIDAY SATURDAY

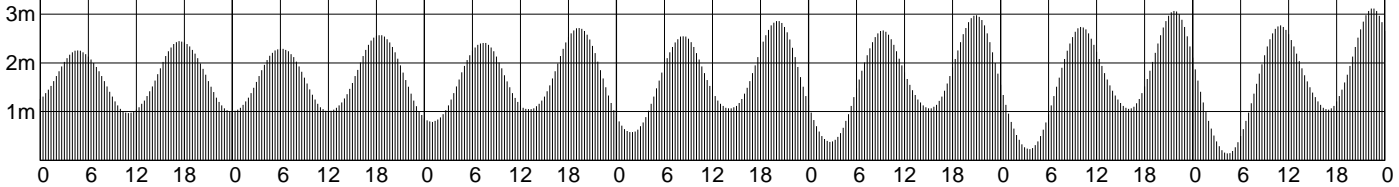
1	0431	0.45	2	0504	0.45
	1058	2.60		1134	2.56
	1655	1.15		1727	1.18
	2232	2.87		2306	2.84



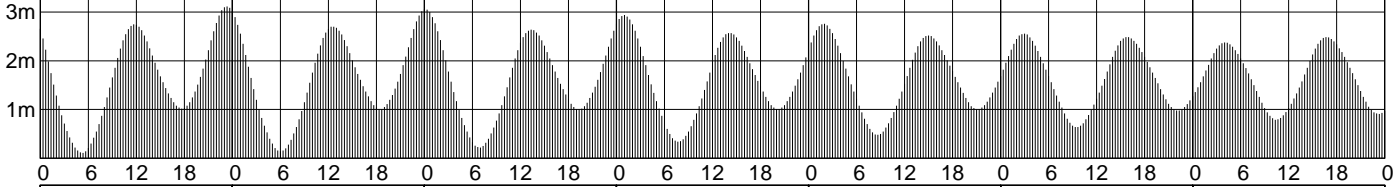
3	0538	0.48	4	0614	0.53	5	0015	2.71	6	0054	2.61	7	0136	2.50	8	0227	2.39	9	0327	2.30
	1209	2.50		1245	2.44		0652	0.61		0735	0.70		0821	0.78		0912	0.86		1005	0.92
	1758	1.21		1831	1.24		1323	2.38		1404	2.33		1449	2.30		1539	2.30		1632	2.35
	2340	2.78					1909	1.27		1952	1.30		☾	2044		1.32	2145		1.28	2249



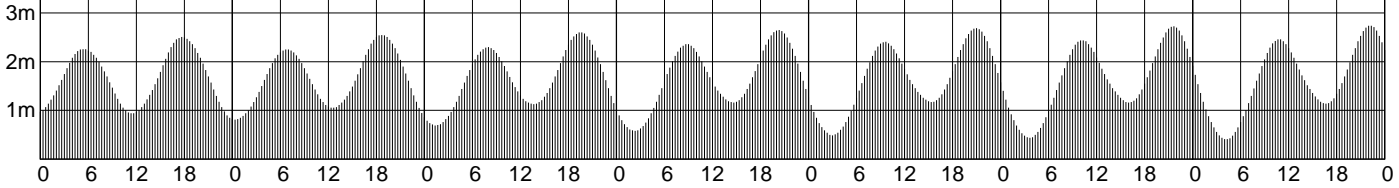
10	0438	2.26	11	0604	2.30	12	0054	0.79	13	0152	0.57	14	0245	0.38	15	0336	0.23	16	0424	0.14
	1101	0.97		1159	1.01		0723	2.41		0823	2.56		0917	2.67		1006	2.74		1056	2.77
	1728	2.45		1824	2.57		1302	1.05		1409	1.07		1511	1.07		1604	1.06		1654	1.04
	2353	1.00					1918	2.72		2008	2.86		☉	2056		2.98	2143		3.07	2230



17	0513	0.11	18	0602	0.14	19	0007	3.06	20	0058	2.94	21	0153	2.76	22	0254	2.56	23	0402	2.38
	1146	2.75		1234	2.70		0652	0.22		0743	0.34		0836	0.48		0931	0.63		1026	0.79
	1741	1.02		1828	1.01		1321	2.64		1408	2.58		1457	2.52		1549	2.49		1644	2.49
	2317	3.12					1917	1.00		2010	1.00		2107	1.00		2208	0.97		2312	0.91



24	0524	2.26	25	0019	0.81	26	0123	0.69	27	0216	0.58	28	0259	0.49	29	0336	0.44	30	0412	0.41
	1124	0.94		0649	2.25		0755	2.30		0848	2.36		0932	2.41		1011	2.44		1047	2.46
	1743	2.51		1229	1.06		1338	1.13		1436	1.16		1524	1.17		1604	1.16		1639	1.14
				1840	2.55		1931	2.60		2016	2.65		2057	2.70		2135	2.73		2211	2.75



© Copyright: Commonwealth of Australia 2016, Bureau of Meteorology

Disclaimer: These tide predictions are supplied in good faith and believed to be correct.

No warranty is given in respect to errors, omissions, or suitability for any purpose.