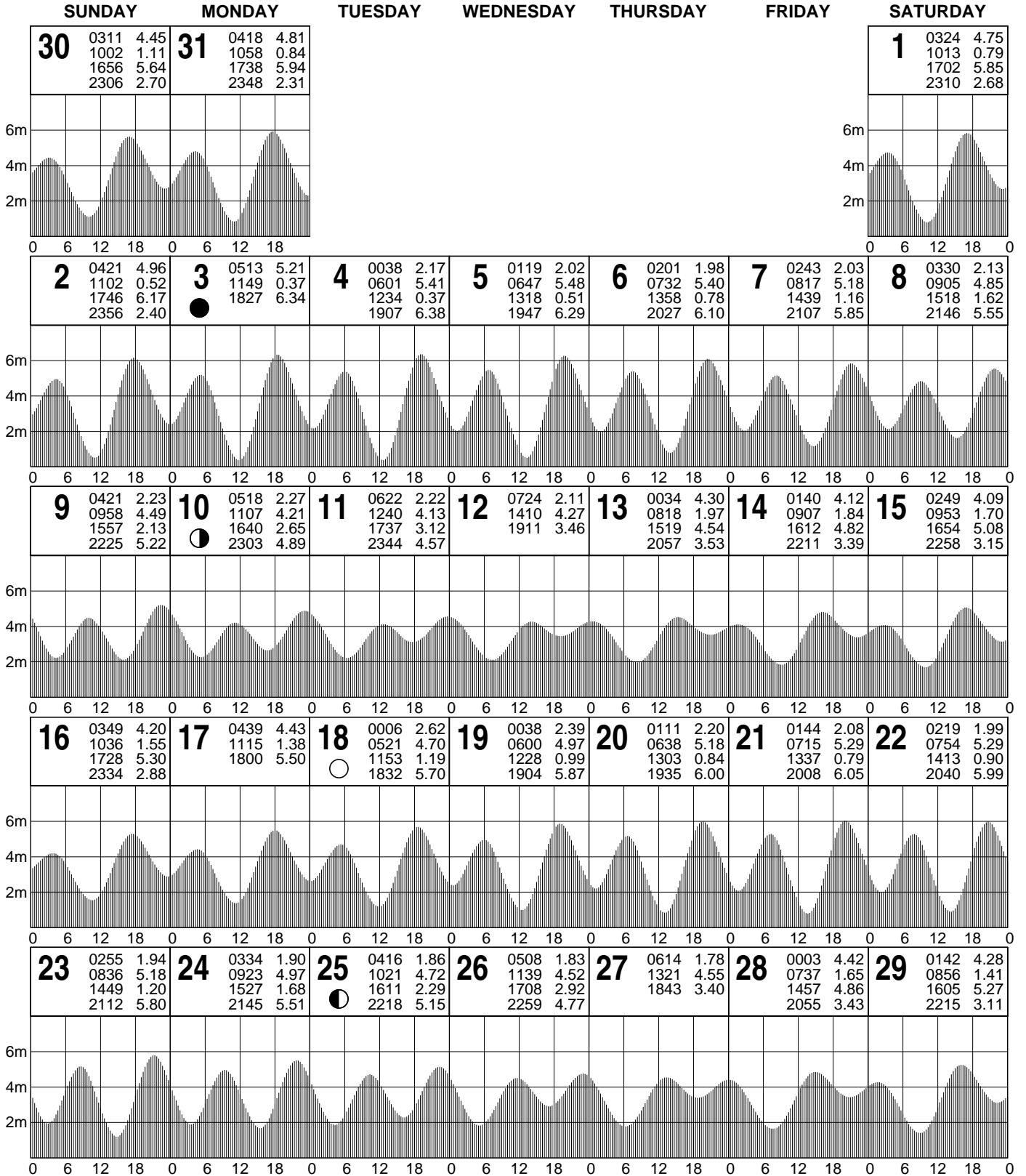


TIDE PREDICTIONS FOR NATIVE POINT

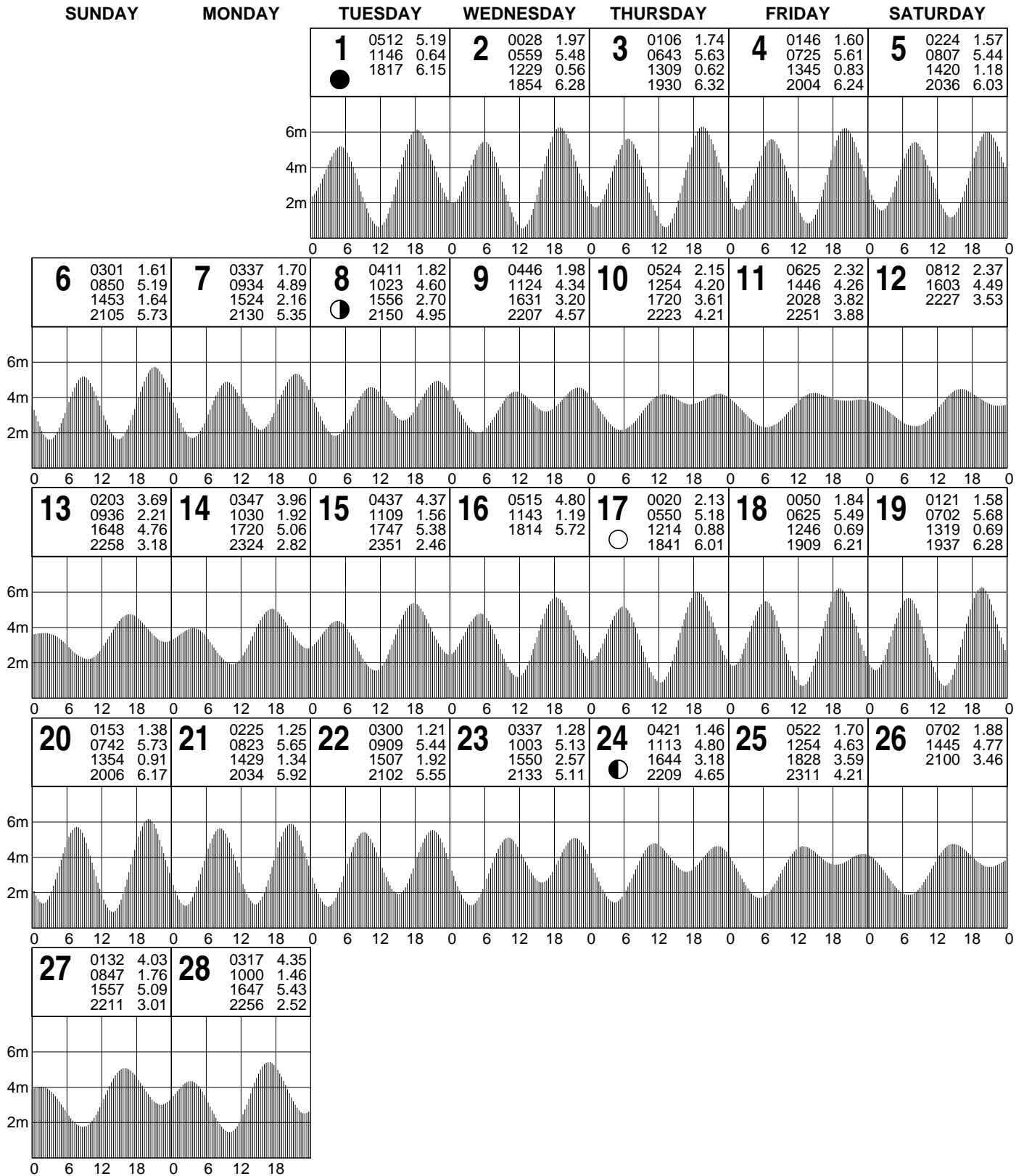
JANUARY - 2022 AUSTRALIAN CENTRAL STANDARD TIME



© Copyright: Commonwealth of Australia 2021, Bureau of Meteorology
 Disclaimer: These tide predictions are supplied in good faith and believed to be correct.
 No warranty is given in respect to errors, omissions, or suitability for any purpose.

TIDE PREDICTIONS FOR NATIVE POINT

FEBRUARY - 2022 AUSTRALIAN CENTRAL STANDARD TIME



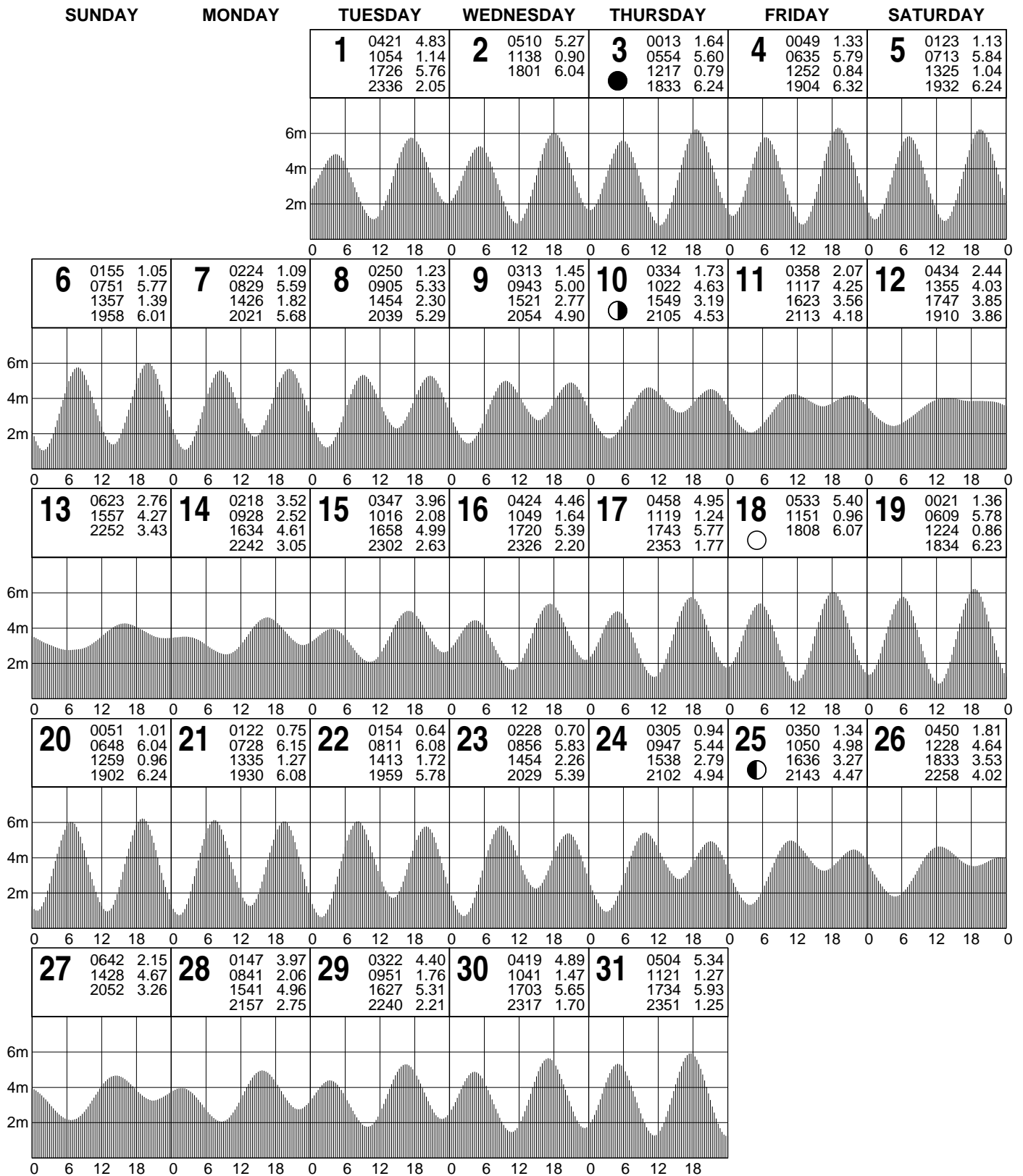
© Copyright: Commonwealth of Australia 2021, Bureau of Meteorology

Disclaimer: These tide predictions are supplied in good faith and believed to be correct.

No warranty is given in respect to errors, omissions, or suitability for any purpose.

TIDE PREDICTIONS FOR NATIVE POINT

MARCH - 2022 AUSTRALIAN CENTRAL STANDARD TIME



© Copyright: Commonwealth of Australia 2021, Bureau of Meteorology
 Disclaimer: These tide predictions are supplied in good faith and believed to be correct.
 No warranty is given in respect to errors, omissions, or suitability for any purpose.

TIDE PREDICTIONS FOR NATIVE POINT

APRIL - 2022 AUSTRALIAN CENTRAL STANDARD TIME

SUNDAY

MONDAY

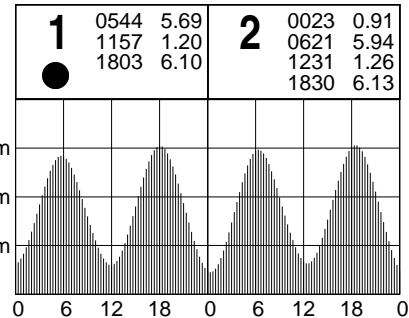
TUESDAY

WEDNESDAY

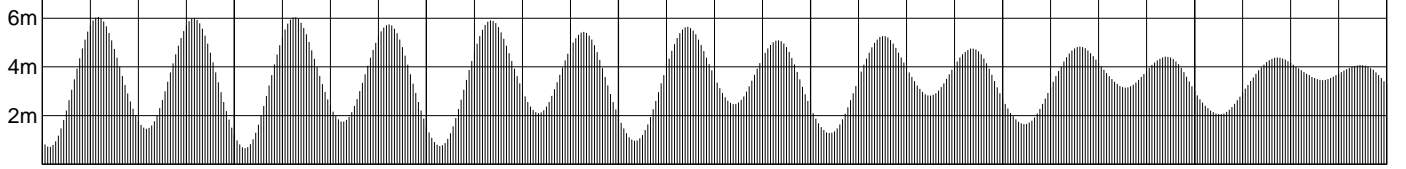
THURSDAY

FRIDAY

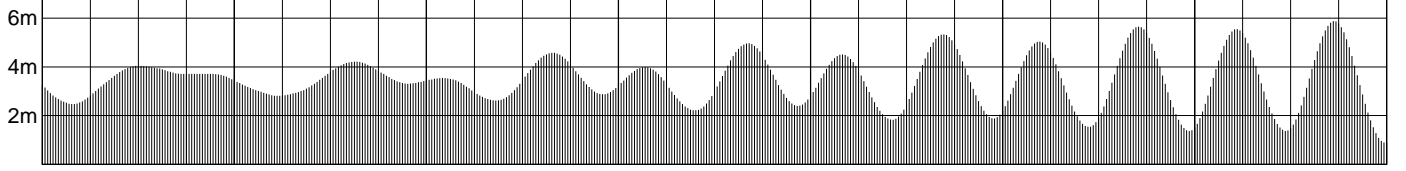
SATURDAY



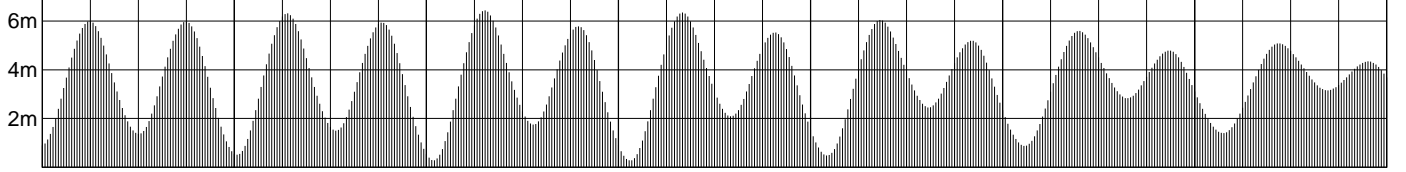
3	0052 0.71 0657 6.06 1302 1.46 1855 6.00	4	0119 0.66 0732 6.06 1332 1.75 1918 5.75	5	0144 0.75 0805 5.92 1401 2.10 1939 5.44	6	0206 0.97 0836 5.65 1429 2.47 1957 5.09	7	0225 1.27 0907 5.28 1455 2.82 2013 4.76	8	0246 1.65 0940 4.84 1524 3.15 2029 4.42	9	0311 2.06 1023 4.39 1601 3.46 2045 4.08
----------	--	----------	--	----------	--	----------	--	----------	--	----------	--	----------	--



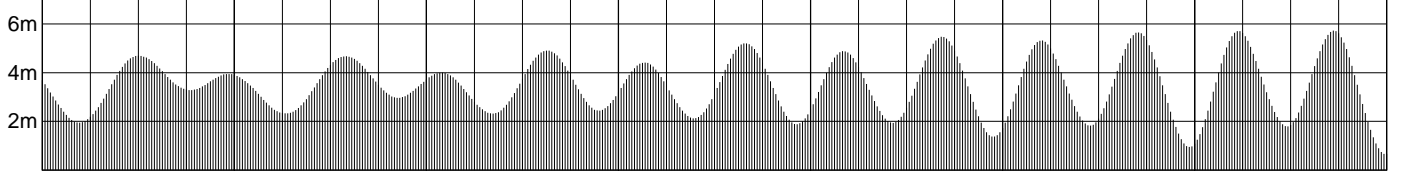
10	0349 2.48 1203 4.04 1745 3.72 1901 3.72	11	0530 2.82 1509 4.23 2143 3.31	12	0202 3.55 0841 2.62 1548 4.58 2202 2.87	13	0317 4.00 0933 2.21 1613 4.97 2225 2.40	14	0358 4.51 1011 1.83 1635 5.35 2251 1.89	15	0436 5.05 1047 1.54 1701 5.67 2320 1.37	16	0515 5.56 1124 1.37 1727 5.89 2348 0.89
-----------	--	-----------	-------------------------------------	-----------	--	-----------	--	-----------	--	-----------	--	-----------	--



17	0554 6.00 1202 1.37 1756 5.98	18	0020 0.51 0635 6.32 1242 1.50 1827 5.95	19	0052 0.29 0717 6.45 1323 1.76 1859 5.79	20	0128 0.27 0800 6.36 1404 2.09 1933 5.54	21	0205 0.48 0844 6.06 1447 2.46 2010 5.20	22	0246 0.88 0933 5.60 1534 2.83 2051 4.79	23	0333 1.40 1032 5.09 1635 3.16 2142 4.35
-----------	-------------------------------------	-----------	--	-----------	--	-----------	--	-----------	--	-----------	--	-----------	--



24	0435 1.95 1201 4.70 1832 3.29 2317 3.95	25	0624 2.33 1355 4.68 2027 2.97	26	0152 4.01 0817 2.32 1506 4.92 2131 2.44	27	0315 4.42 0926 2.13 1552 5.21 2214 1.89	28	0409 4.89 1016 1.94 1627 5.48 2250 1.37	29	0451 5.33 1056 1.83 1657 5.66 2322 0.95	30	0529 5.72 1133 1.79 1724 5.73 2351 0.66
-----------	--	-----------	-------------------------------------	-----------	--	-----------	--	-----------	--	-----------	--	-----------	--



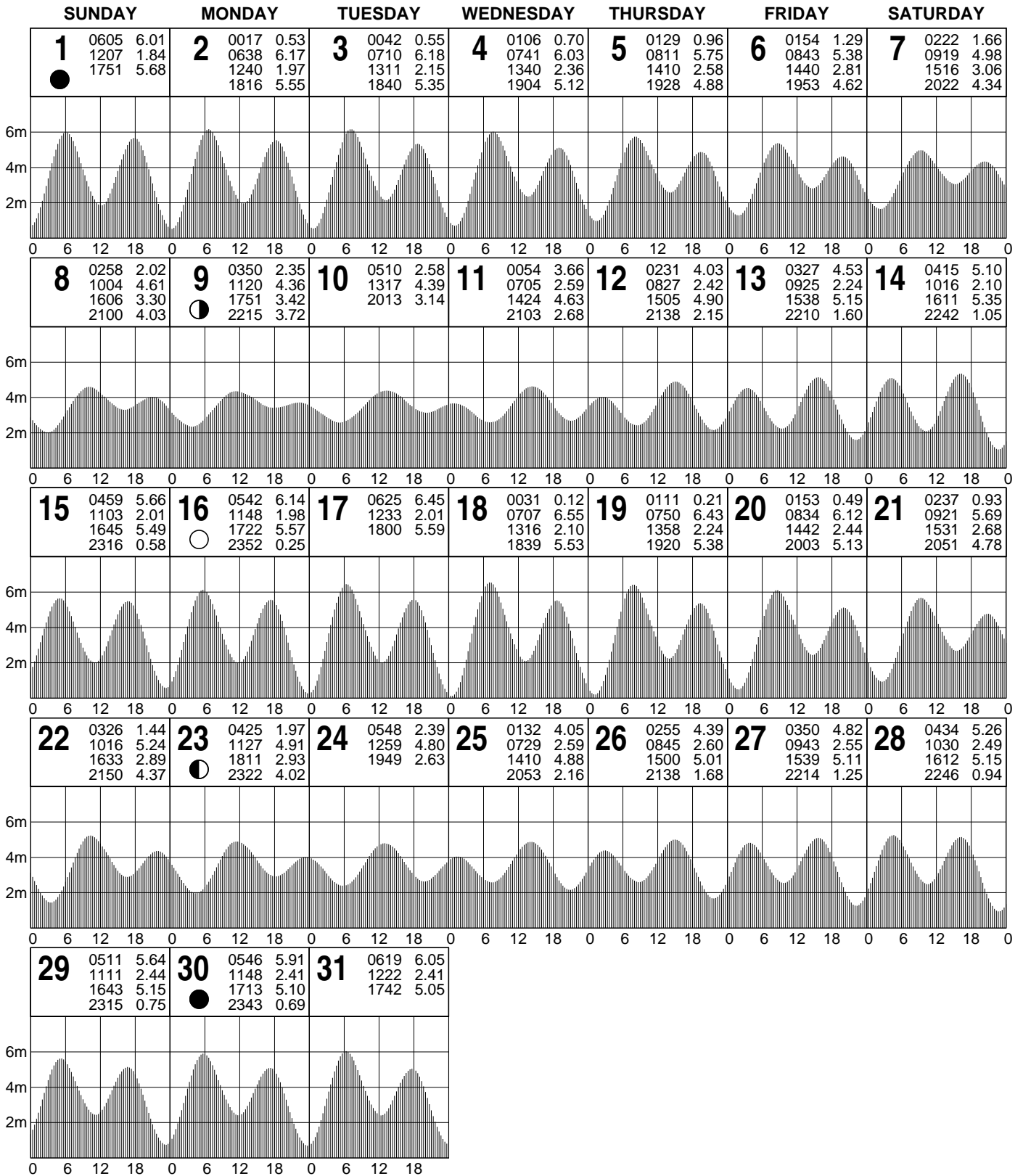
© Copyright: Commonwealth of Australia 2021, Bureau of Meteorology

Disclaimer: These tide predictions are supplied in good faith and believed to be correct.

No warranty is given in respect to errors, omissions, or suitability for any purpose.

TIDE PREDICTIONS FOR NATIVE POINT

MAY - 2022 AUSTRALIAN CENTRAL STANDARD TIME



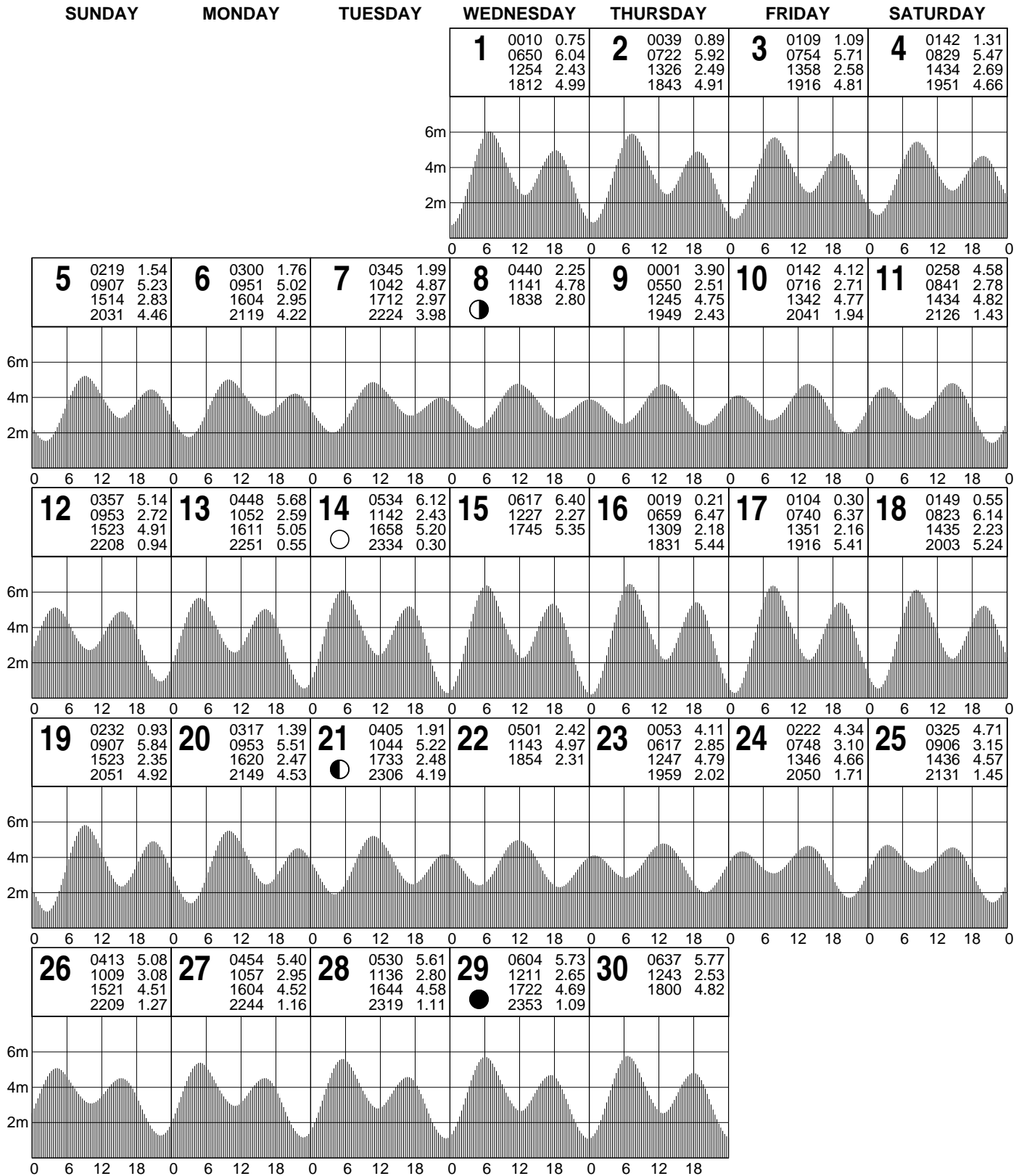
© Copyright: Commonwealth of Australia 2021, Bureau of Meteorology

Disclaimer: These tide predictions are supplied in good faith and believed to be correct.

No warranty is given in respect to errors, omissions, or suitability for any purpose.

TIDE PREDICTIONS FOR NATIVE POINT

JUNE - 2022 AUSTRALIAN CENTRAL STANDARD TIME



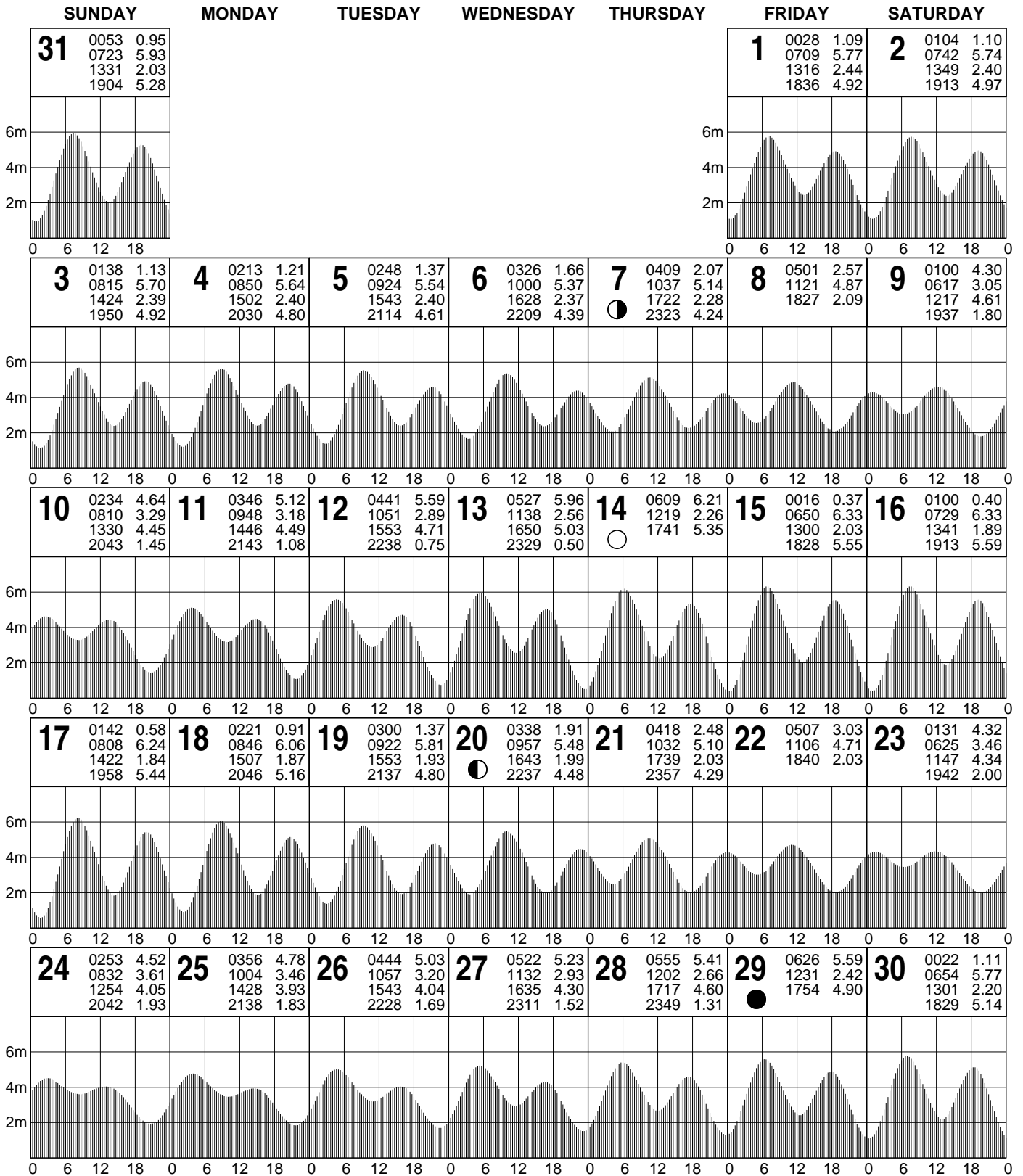
© Copyright: Commonwealth of Australia 2021, Bureau of Meteorology

Disclaimer: These tide predictions are supplied in good faith and believed to be correct.

No warranty is given in respect to errors, omissions, or suitability for any purpose.

TIDE PREDICTIONS FOR NATIVE POINT

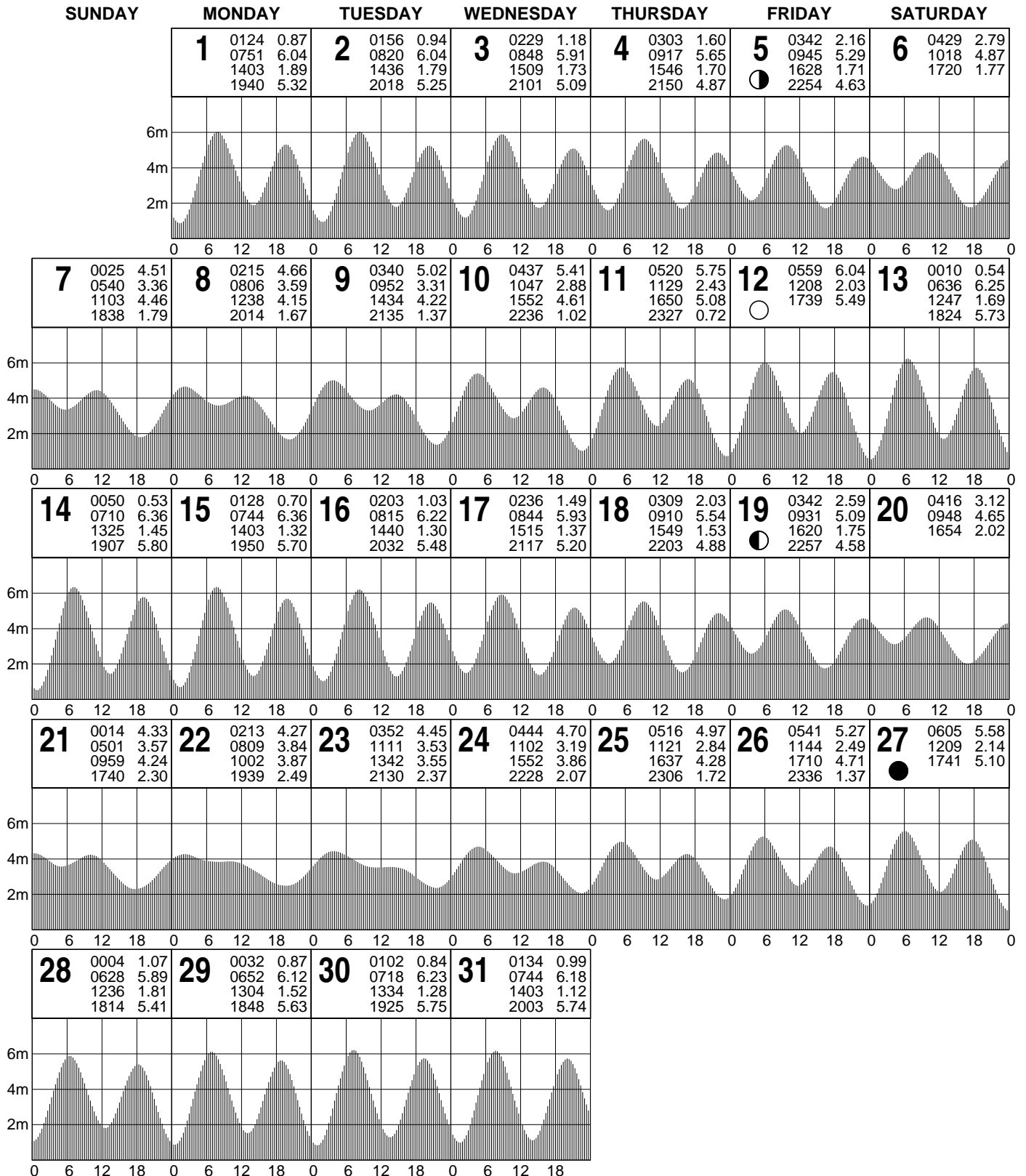
JULY - 2022 AUSTRALIAN CENTRAL STANDARD TIME



© Copyright: Commonwealth of Australia 2021, Bureau of Meteorology
 Disclaimer: These tide predictions are supplied in good faith and believed to be correct.
 No warranty is given in respect to errors, omissions, or suitability for any purpose.

TIDE PREDICTIONS FOR NATIVE POINT

AUGUST - 2022 AUSTRALIAN CENTRAL STANDARD TIME



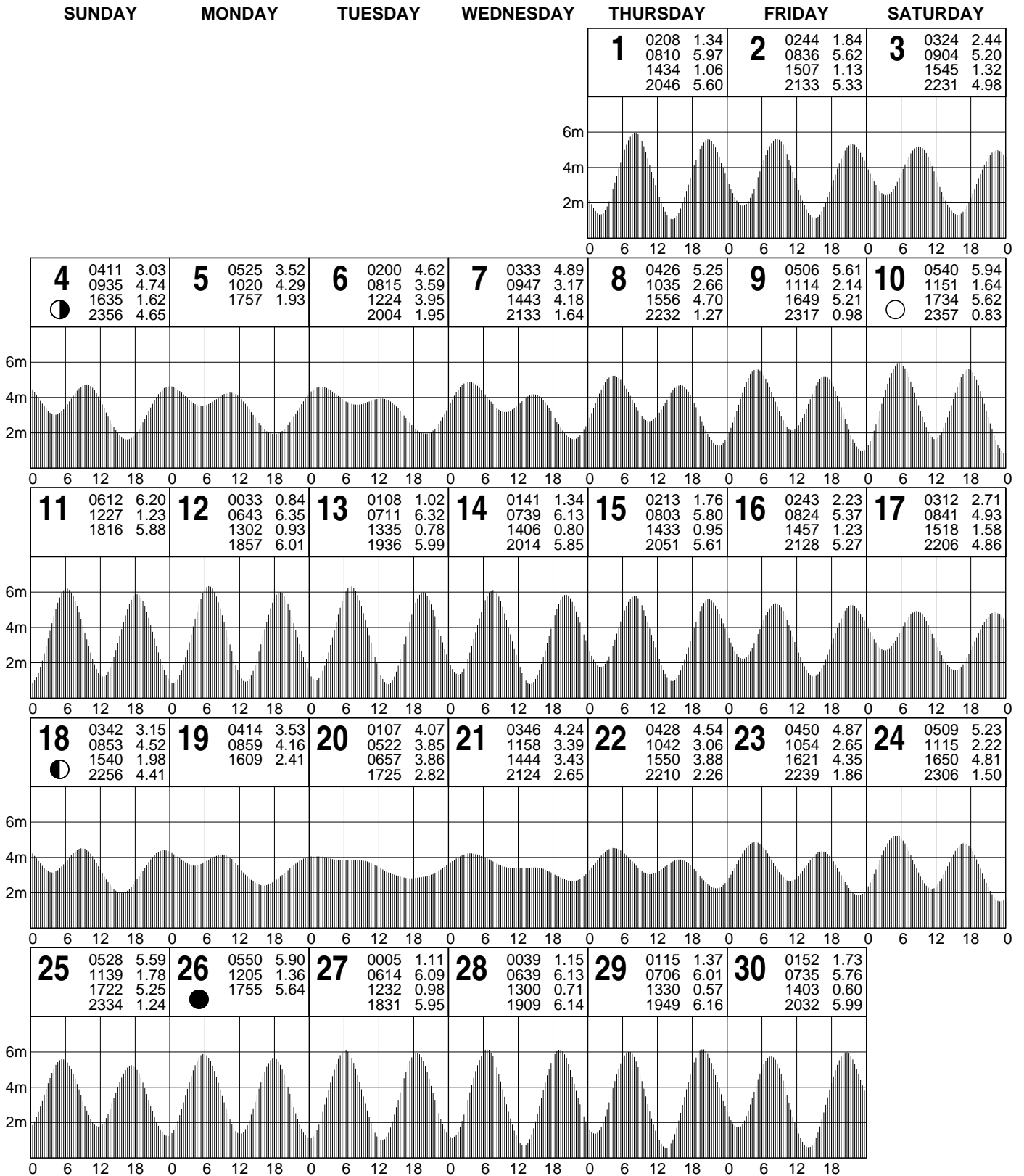
© Copyright: Commonwealth of Australia 2021, Bureau of Meteorology

Disclaimer: These tide predictions are supplied in good faith and believed to be correct.

No warranty is given in respect to errors, omissions, or suitability for any purpose.

TIDE PREDICTIONS FOR NATIVE POINT

SEPTEMBER - 2022 AUSTRALIAN CENTRAL STANDARD TIME



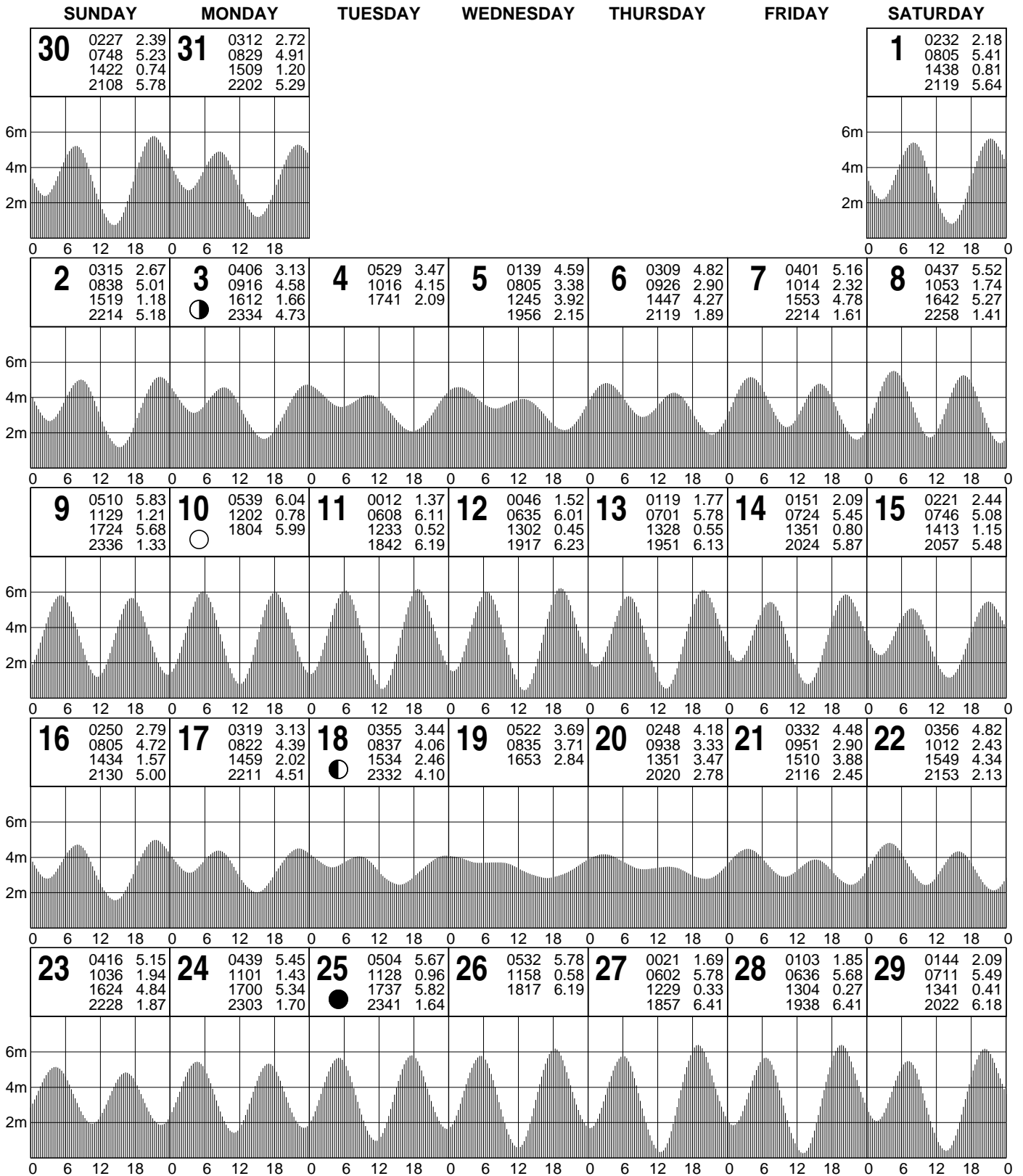
© Copyright: Commonwealth of Australia 2021, Bureau of Meteorology

Disclaimer: These tide predictions are supplied in good faith and believed to be correct.

No warranty is given in respect to errors, omissions, or suitability for any purpose.

TIDE PREDICTIONS FOR NATIVE POINT

OCTOBER - 2022 AUSTRALIAN CENTRAL STANDARD TIME



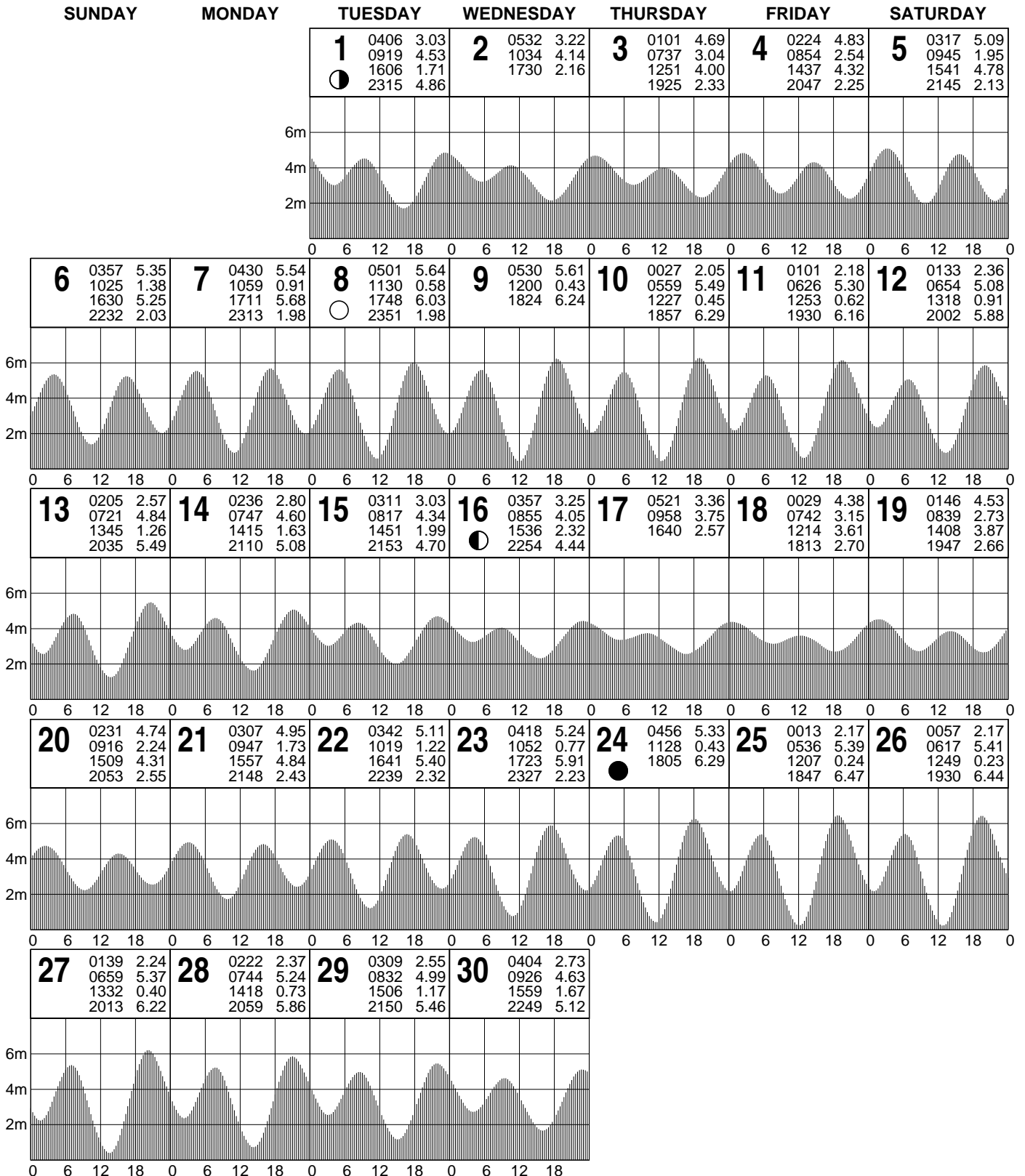
© Copyright: Commonwealth of Australia 2021, Bureau of Meteorology

Disclaimer: These tide predictions are supplied in good faith and believed to be correct.

No warranty is given in respect to errors, omissions, or suitability for any purpose.

TIDE PREDICTIONS FOR NATIVE POINT

NOVEMBER - 2022 AUSTRALIAN CENTRAL STANDARD TIME



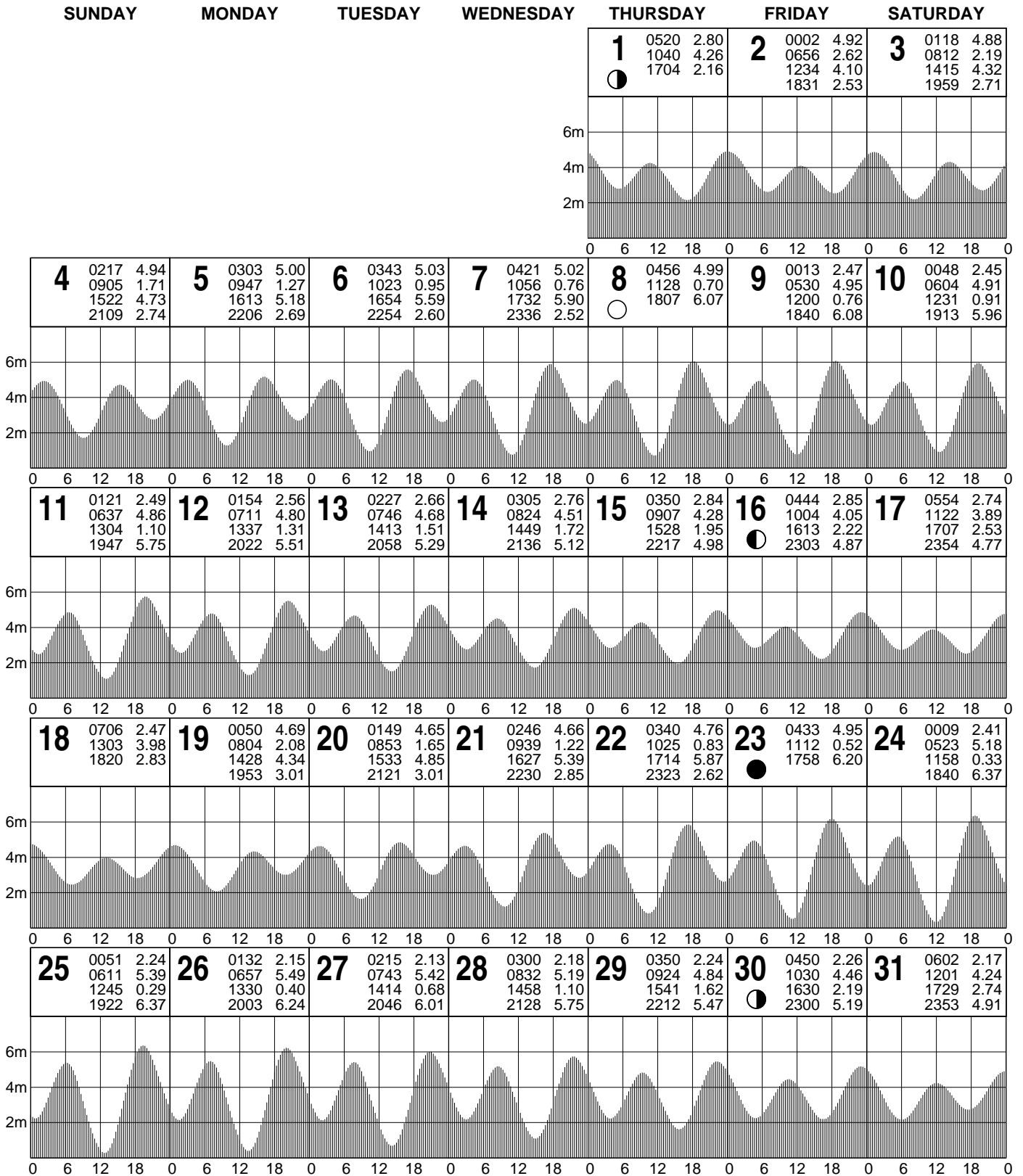
© Copyright: Commonwealth of Australia 2021, Bureau of Meteorology

Disclaimer: These tide predictions are supplied in good faith and believed to be correct.

No warranty is given in respect to errors, omissions, or suitability for any purpose.

TIDE PREDICTIONS FOR NATIVE POINT

DECEMBER - 2022 AUSTRALIAN CENTRAL STANDARD TIME



© Copyright: Commonwealth of Australia 2021, Bureau of Meteorology

Disclaimer: These tide predictions are supplied in good faith and believed to be correct.

No warranty is given in respect to errors, omissions, or suitability for any purpose.