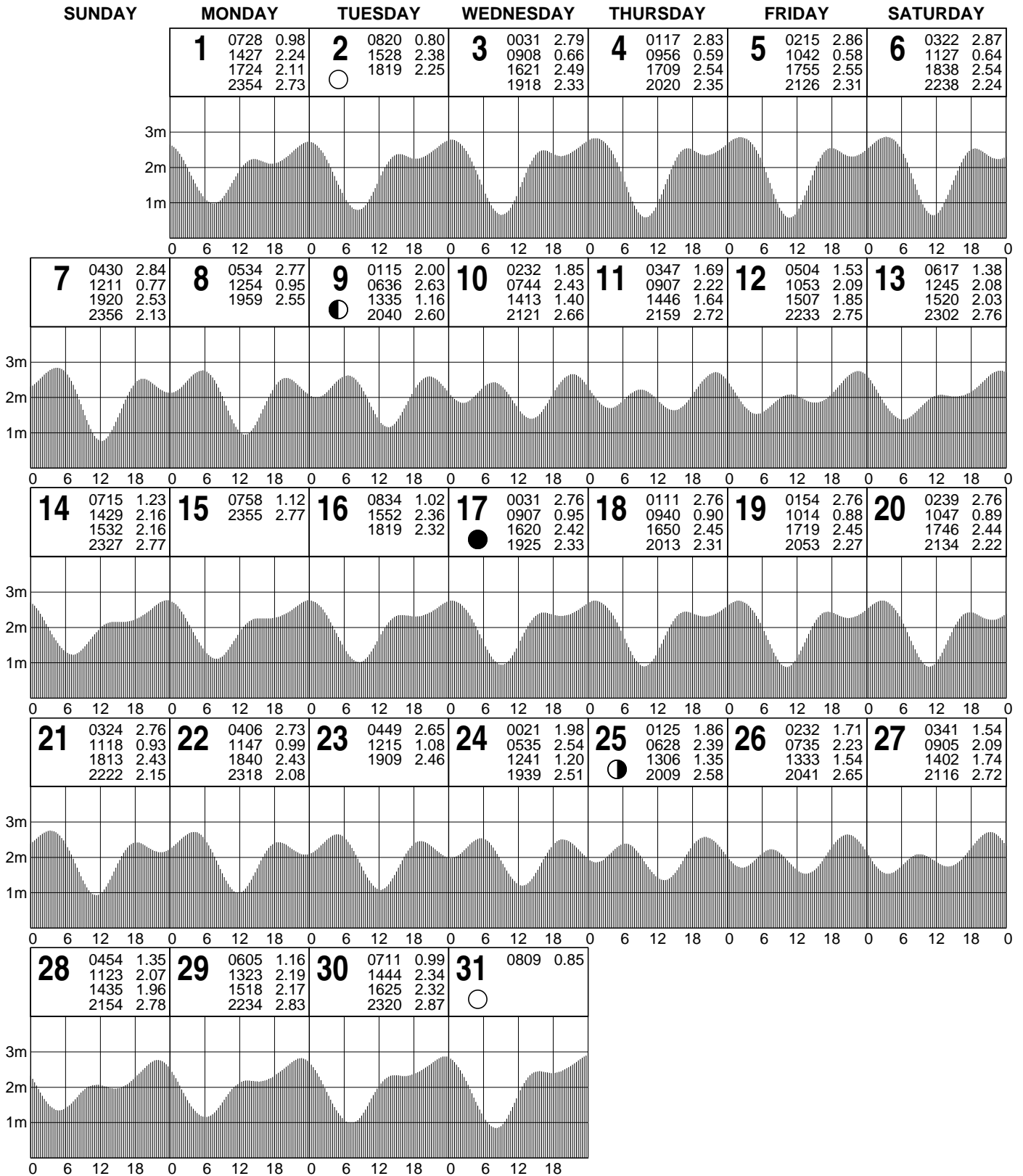


# TIDE PREDICTIONS FOR CENTRE ISLAND

## JANUARY - 2018 AUSTRALIAN CENTRAL STANDARD TIME



© Copyright: Commonwealth of Australia 2016, Bureau of Meteorology

**Disclaimer:** These tide predictions are supplied in good faith and believed to be correct.

No warranty is given in respect to errors, omissions, or suitability for any purpose.

# TIDE PREDICTIONS FOR CENTRE ISLAND

FEBRUARY - 2018 AUSTRALIAN CENTRAL STANDARD TIME

SUNDAY

MONDAY

TUESDAY

WEDNESDAY

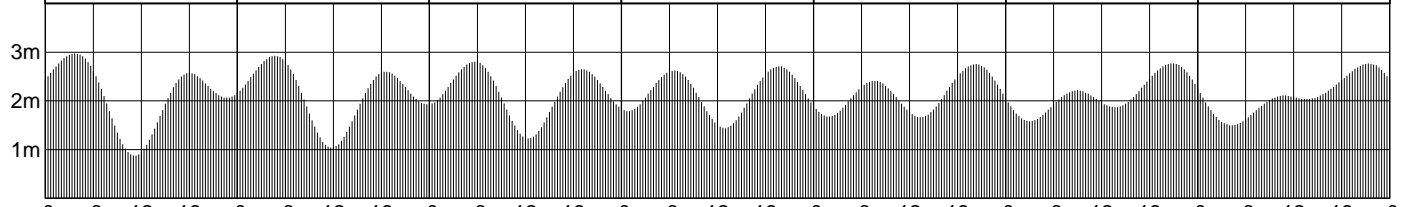
THURSDAY

FRIDAY

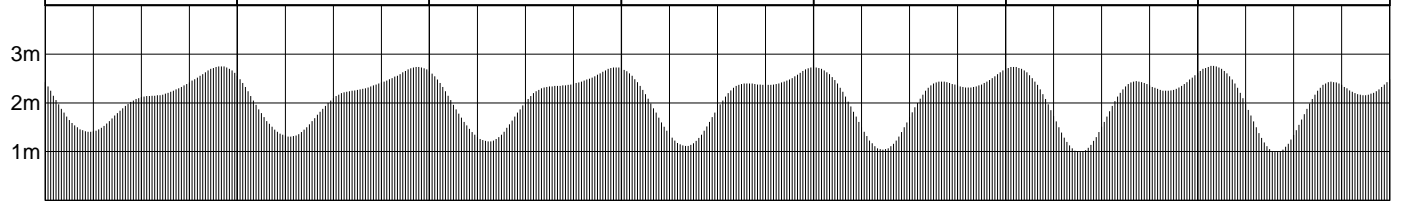
SATURDAY

<b>1</b>	0015 2.91 0900 0.76 1614 2.52 1911 2.40	<b>2</b>	0119 2.95 0947 0.73 1651 2.56 2025 2.32	<b>3</b>	0232 2.97 1030 0.77 1726 2.56 2133 2.21
----------	--	----------	--	----------	--

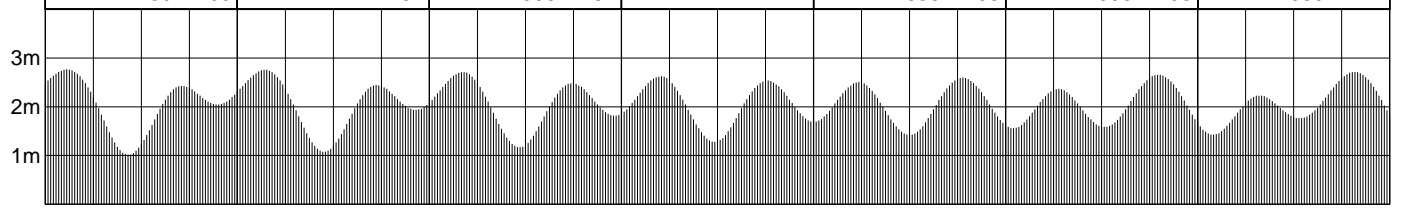
<b>4</b>	0343 2.98 1110 0.88 1759 2.58 2239 2.07	<b>5</b>	0444 2.93 1147 1.03 1831 2.60 2345 1.92	<b>6</b>	0539 2.81 1222 1.23 1905 2.66	<b>7</b>	0050 1.79 0635 2.63 1254 1.44 1941 2.71	<b>8</b>	0154 1.68 0737 2.41 1323 1.66 2017 2.76	<b>9</b>	0302 1.58 0858 2.22 1341 1.87 2053 2.77	<b>10</b>	0415 1.50 1048 2.11 1339 2.04 2124 2.77
----------	--	----------	--	----------	-------------------------------------	----------	--	----------	--	----------	--	-----------	--



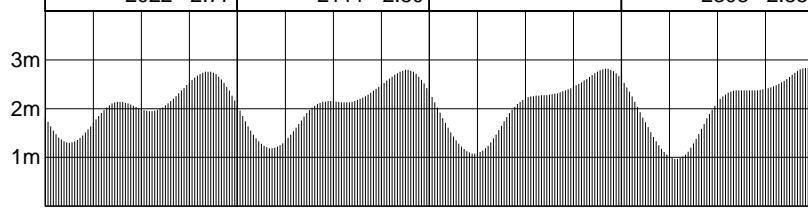
<b>11</b>	0532 1.41 2154 2.75	<b>12</b>	0637 1.31 2230 2.74	<b>13</b>	0724 1.21 2313 2.74	<b>14</b>	0804 1.12 1540 2.41 1812 2.37	<b>15</b>	0004 2.73 0841 1.04 1559 2.44 1921 2.32	<b>16</b>	0059 2.74 0917 0.99 1624 2.45 2008 2.25	<b>17</b>	0153 2.76 0952 0.99 1647 2.44 2048 2.16
-----------	------------------------	-----------	------------------------	-----------	------------------------	-----------	-------------------------------------	-----------	--	-----------	--	-----------	--



<b>18</b>	0243 2.77 1023 1.02 1706 2.43 2130 2.05	<b>19</b>	0328 2.76 1050 1.08 1726 2.45 2217 1.94	<b>20</b>	0411 2.71 1115 1.17 1748 2.49 2308 1.82	<b>21</b>	0454 2.63 1139 1.28 1813 2.54	<b>22</b>	0002 1.69 0541 2.51 1201 1.42 1838 2.60	<b>23</b>	0058 1.56 0636 2.37 1224 1.58 1906 2.66	<b>24</b>	0156 1.43 0745 2.24 1246 1.76 1939 2.72
-----------	--	-----------	--	-----------	--	-----------	-------------------------------------	-----------	--	-----------	--	-----------	--



<b>25</b>	0301 1.30 0915 2.14 1309 1.95 2022 2.77	<b>26</b>	0416 1.19 1137 2.16 1331 2.13 2111 2.80	<b>27</b>	0536 1.08 2206 2.82	<b>28</b>	0650 0.97 1500 2.38 1616 2.38 2308 2.85
-----------	--	-----------	--	-----------	------------------------	-----------	--



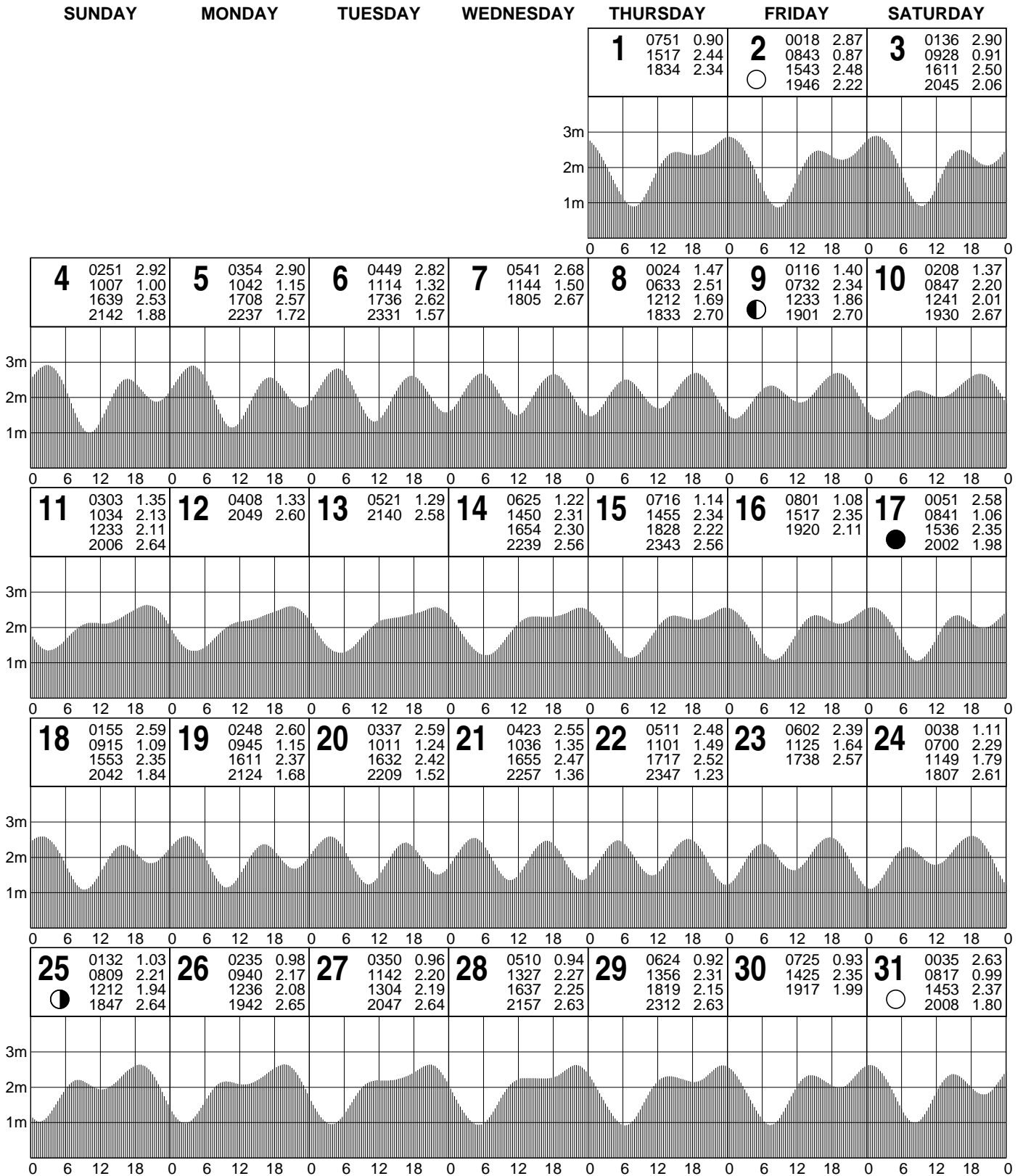
© Copyright: Commonwealth of Australia 2016, Bureau of Meteorology

**Disclaimer:** These tide predictions are supplied in good faith and believed to be correct.

No warranty is given in respect to errors, omissions, or suitability for any purpose.

# TIDE PREDICTIONS FOR CENTRE ISLAND

MARCH - 2018 AUSTRALIAN CENTRAL STANDARD TIME



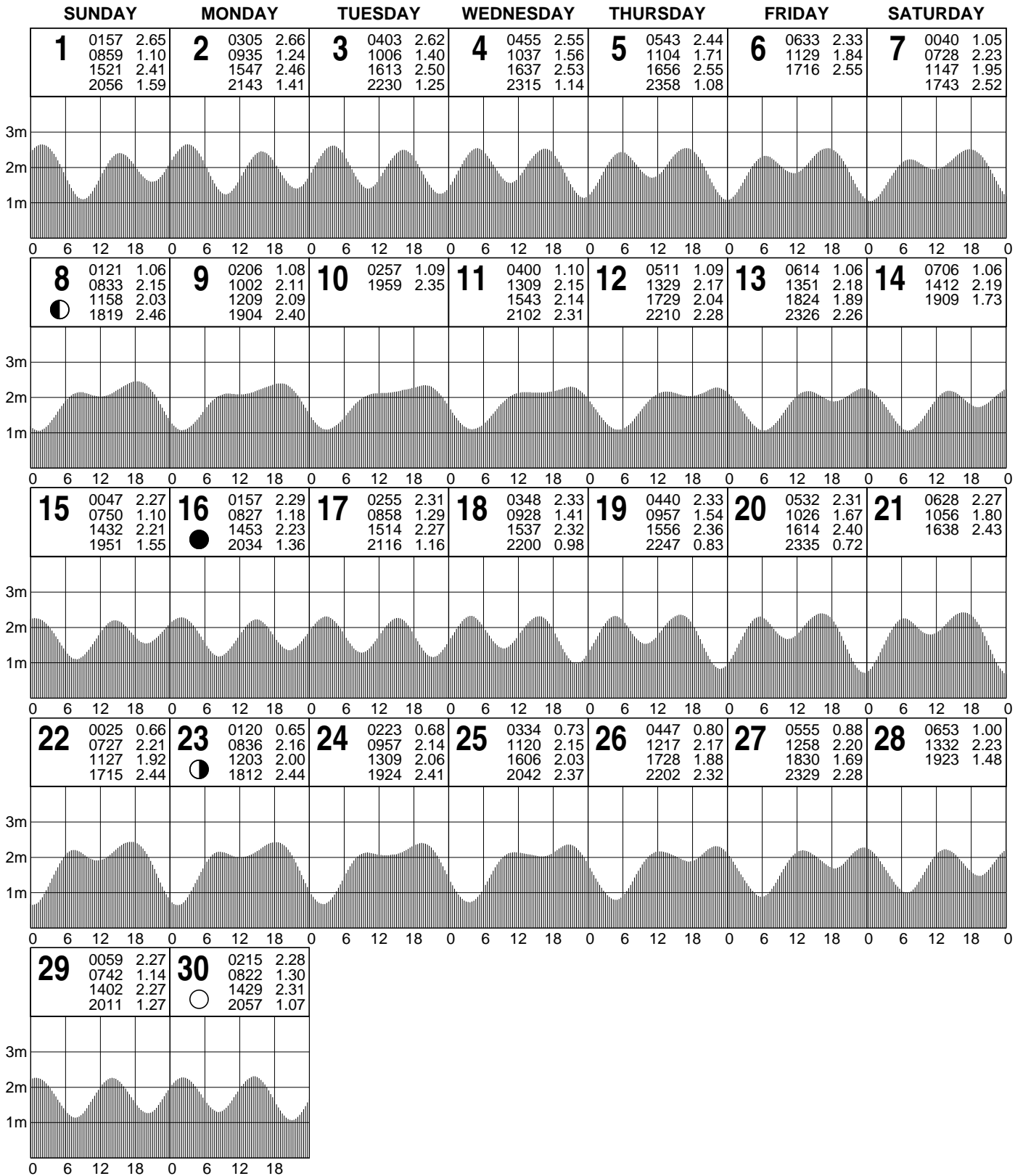
© Copyright: Commonwealth of Australia 2016, Bureau of Meteorology

**Disclaimer:** These tide predictions are supplied in good faith and believed to be correct.

No warranty is given in respect to errors, omissions, or suitability for any purpose.

# TIDE PREDICTIONS FOR CENTRE ISLAND

APRIL - 2018 AUSTRALIAN CENTRAL STANDARD TIME



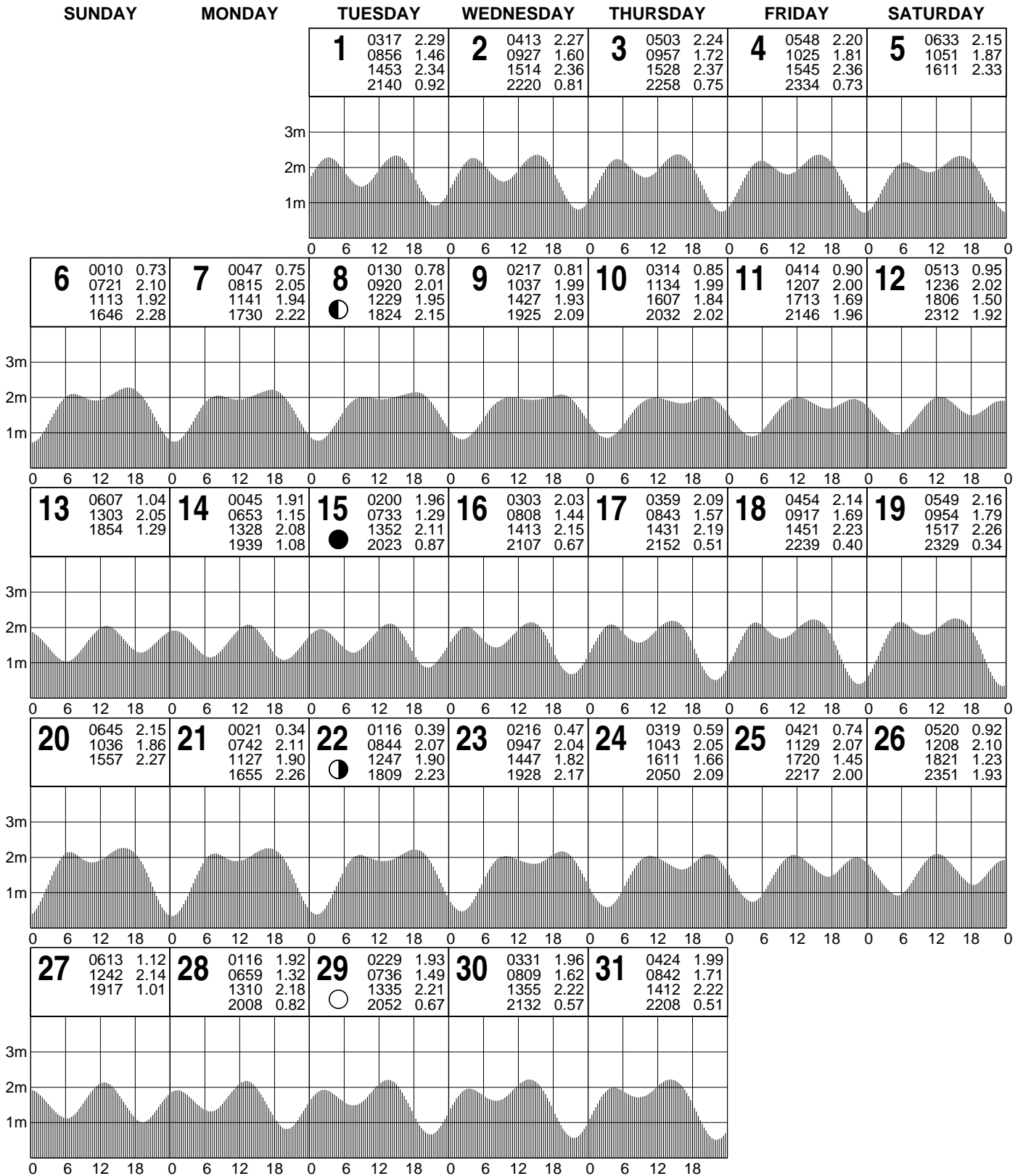
© Copyright: Commonwealth of Australia 2016, Bureau of Meteorology

**Disclaimer:** These tide predictions are supplied in good faith and believed to be correct.

No warranty is given in respect to errors, omissions, or suitability for any purpose.

# TIDE PREDICTIONS FOR CENTRE ISLAND

MAY - 2018 AUSTRALIAN CENTRAL STANDARD TIME



© Copyright: Commonwealth of Australia 2016, Bureau of Meteorology

**Disclaimer:** These tide predictions are supplied in good faith and believed to be correct.

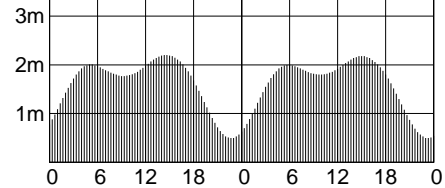
No warranty is given in respect to errors, omissions, or suitability for any purpose.

# TIDE PREDICTIONS FOR CENTRE ISLAND

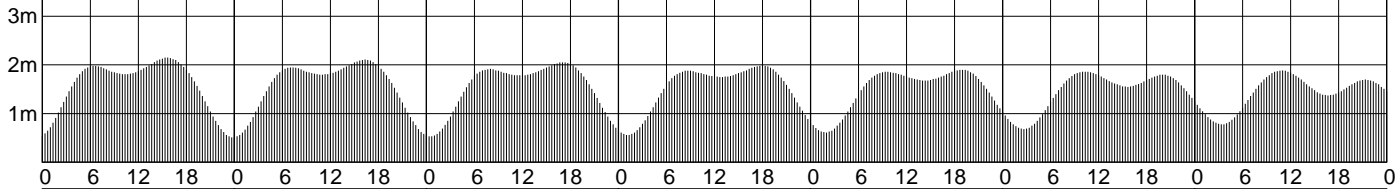
## JUNE - 2018 AUSTRALIAN CENTRAL STANDARD TIME

SUNDAY MONDAY TUESDAY WEDNESDAY THURSDAY FRIDAY SATURDAY

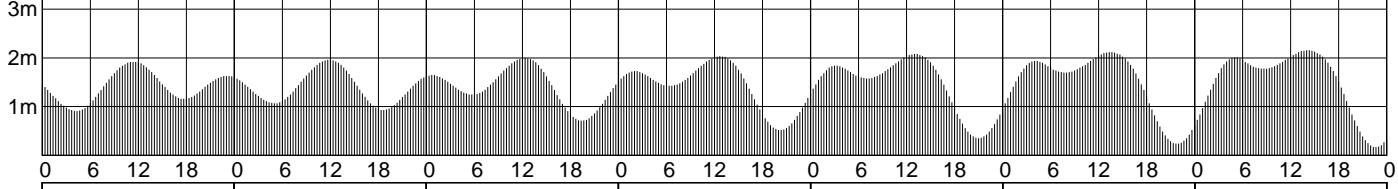
<b>1</b>	0509 2.01	<b>2</b>	0550 2.00
	0917 1.77		0950 1.80
	1431 2.20		1458 2.18
	2242 0.49		2315 0.50



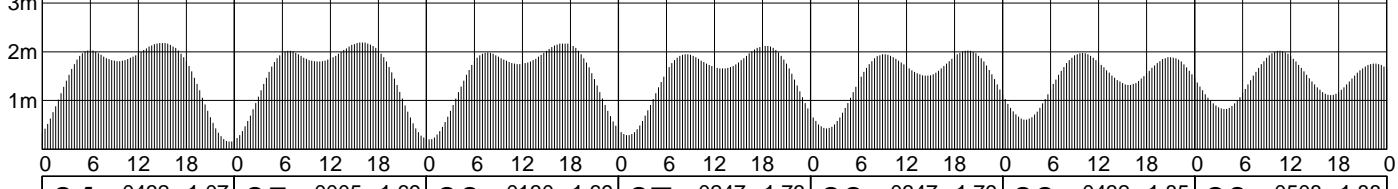
<b>3</b>	0628 1.99	<b>4</b>	0708 1.95	<b>5</b>	0028 0.53	<b>6</b>	0109 0.56	<b>7</b>	0153 0.61	<b>8</b>	0239 0.68	<b>9</b>	0326 0.78
	1021 1.81		1055 1.80		0752 1.92		0842 1.88		0933 1.86		1018 1.86		1054 1.89
	1535 2.15		1618 2.11		1140 1.79		1251 1.75		1419 1.68		1535 1.55		1642 1.37
	2351 0.51				1706 2.05		1759 1.99		1857 1.90		2003 1.80		2122 1.70



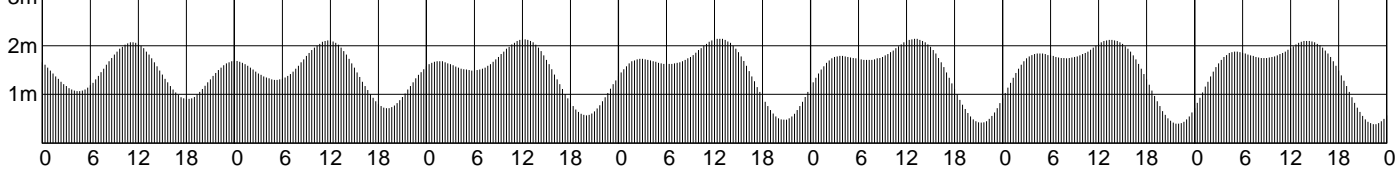
<b>10</b>	0414 0.91	<b>11</b>	0501 1.07	<b>12</b>	0045 1.65	<b>13</b>	0204 1.73	<b>14</b>	0309 1.84	<b>15</b>	0408 1.94	<b>16</b>	0503 2.01
	1126 1.92		1154 1.96		0546 1.25		0627 1.43		0706 1.58		0748 1.70		0834 1.78
	1740 1.16		1834 0.93		1219 2.00		1240 2.04		1302 2.08		1330 2.12		1406 2.16
	2301 1.63				1925 0.71		2013 0.52		2059 0.35		2147 0.23		2237 0.17



<b>17</b>	0555 2.04	<b>18</b>	0647 2.02	<b>19</b>	0019 0.20	<b>20</b>	0110 0.29	<b>21</b>	0202 0.43	<b>22</b>	0254 0.61	<b>23</b>	0345 0.83
	0926 1.81		1025 1.80		0737 1.99		0827 1.96		0913 1.95		0957 1.98		1038 2.02
	1455 2.18		1558 2.19		1136 1.75		1304 1.66		1432 1.51		1548 1.32		1700 1.11
	2327 0.16				1710 2.18		1824 2.12		1938 2.03		2059 1.89		2230 1.76



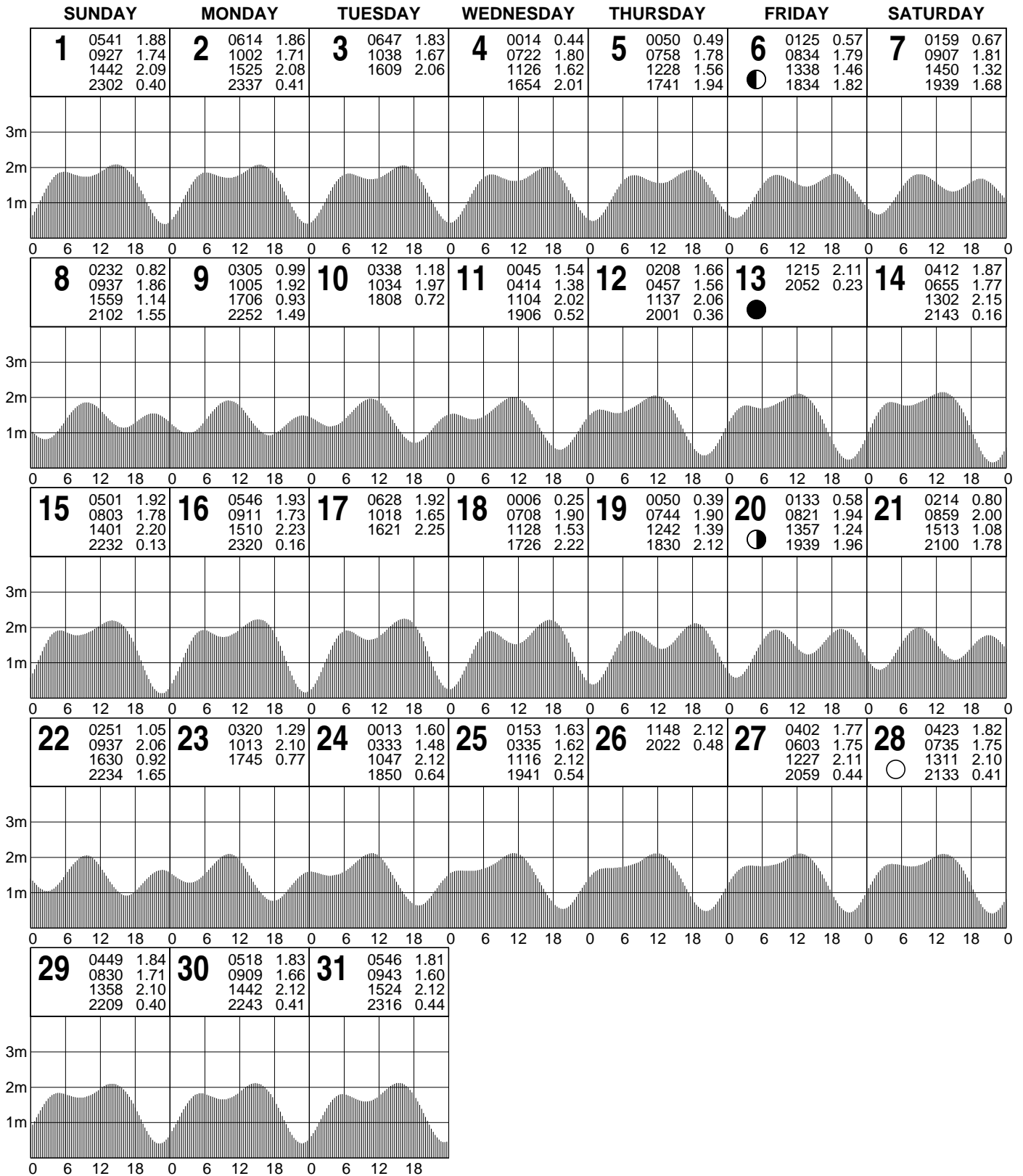
<b>24</b>	0432 1.07	<b>25</b>	0005 1.69	<b>26</b>	0130 1.69	<b>27</b>	0247 1.73	<b>28</b>	0347 1.79	<b>29</b>	0432 1.85	<b>30</b>	0508 1.88
	1115 2.07		0515 1.30		0548 1.49		0619 1.63		0702 1.71		0756 1.74		0846 1.75
	1807 0.90		1147 2.11		1214 2.13		1238 2.14		1302 2.14		1330 2.12		1403 2.11
			1907 0.72		1959 0.57		2042 0.47		2120 0.42		2154 0.39		2228 0.39



© Copyright: Commonwealth of Australia 2016, Bureau of Meteorology  
**Disclaimer:** These tide predictions are supplied in good faith and believed to be correct.  
 No warranty is given in respect to errors, omissions, or suitability for any purpose.

# TIDE PREDICTIONS FOR CENTRE ISLAND

JULY - 2018 AUSTRALIAN CENTRAL STANDARD TIME



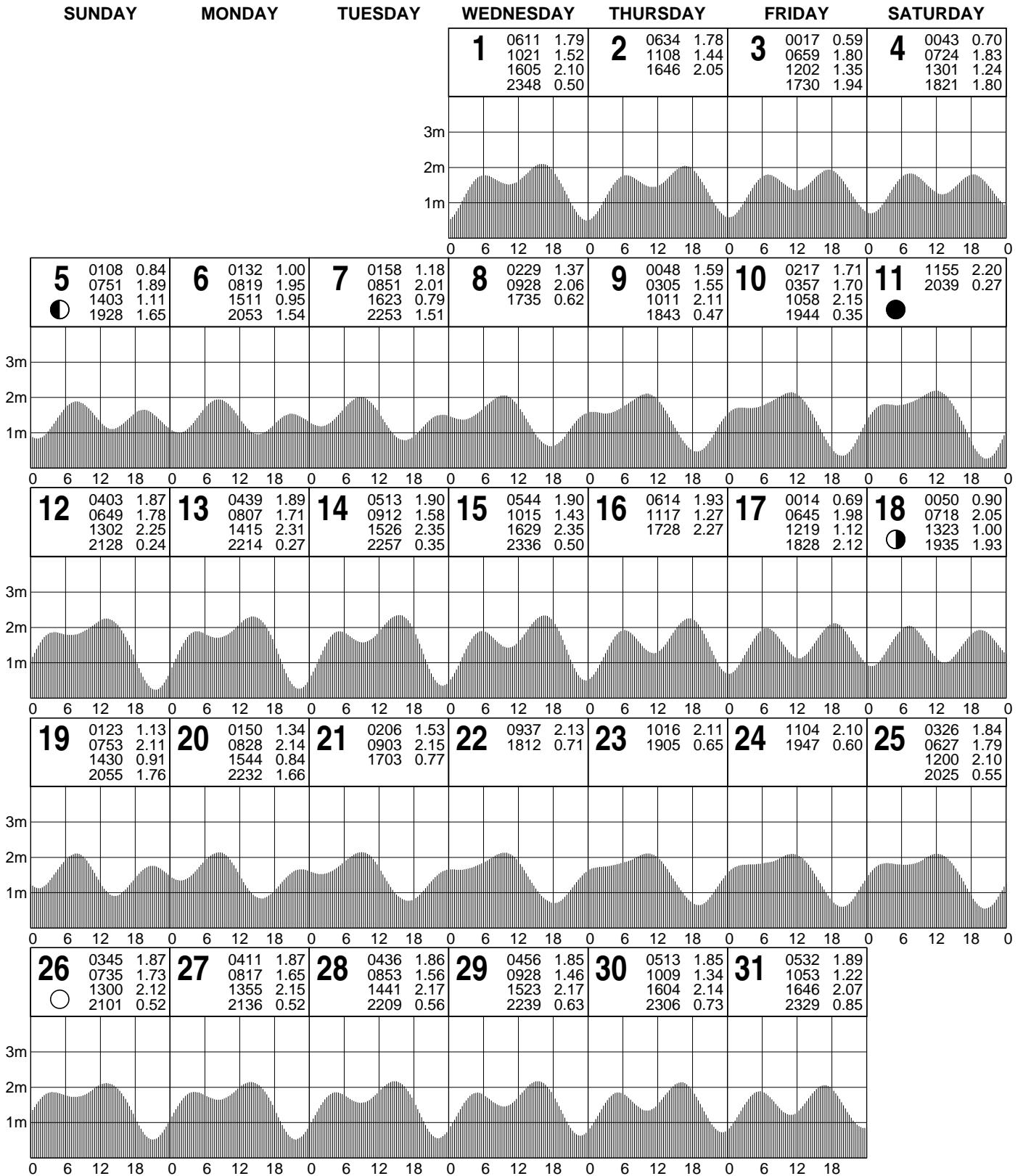
© Copyright: Commonwealth of Australia 2016, Bureau of Meteorology

**Disclaimer:** These tide predictions are supplied in good faith and believed to be correct.

No warranty is given in respect to errors, omissions, or suitability for any purpose.

# TIDE PREDICTIONS FOR CENTRE ISLAND

AUGUST - 2018 AUSTRALIAN CENTRAL STANDARD TIME



© Copyright: Commonwealth of Australia 2016, Bureau of Meteorology

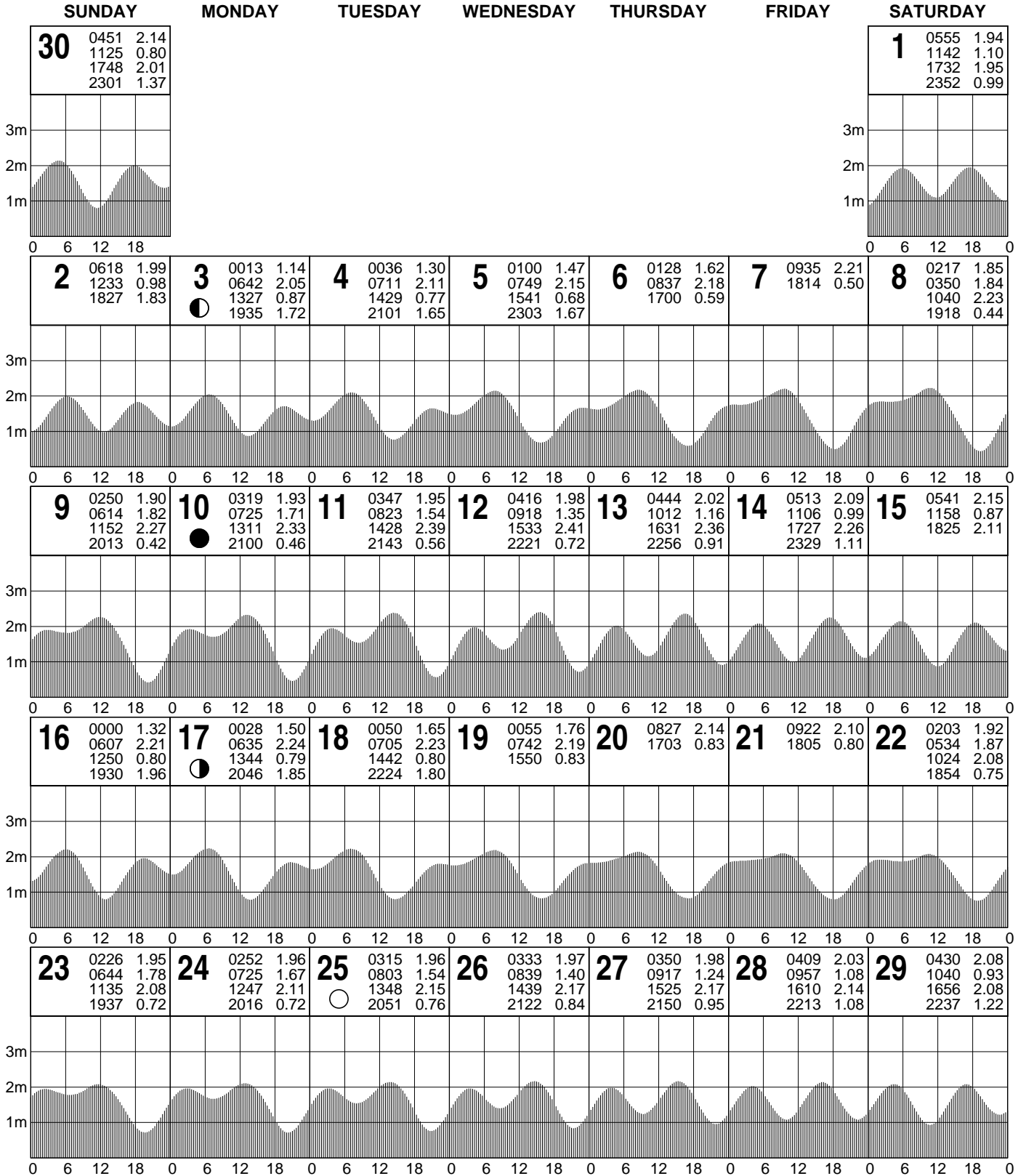
**Disclaimer:** These tide predictions are supplied in good faith and believed to be correct.

No warranty is given in respect to errors, omissions, or suitability for any purpose.



# TIDE PREDICTIONS FOR CENTRE ISLAND

SEPTEMBER - 2018 AUSTRALIAN CENTRAL STANDARD TIME



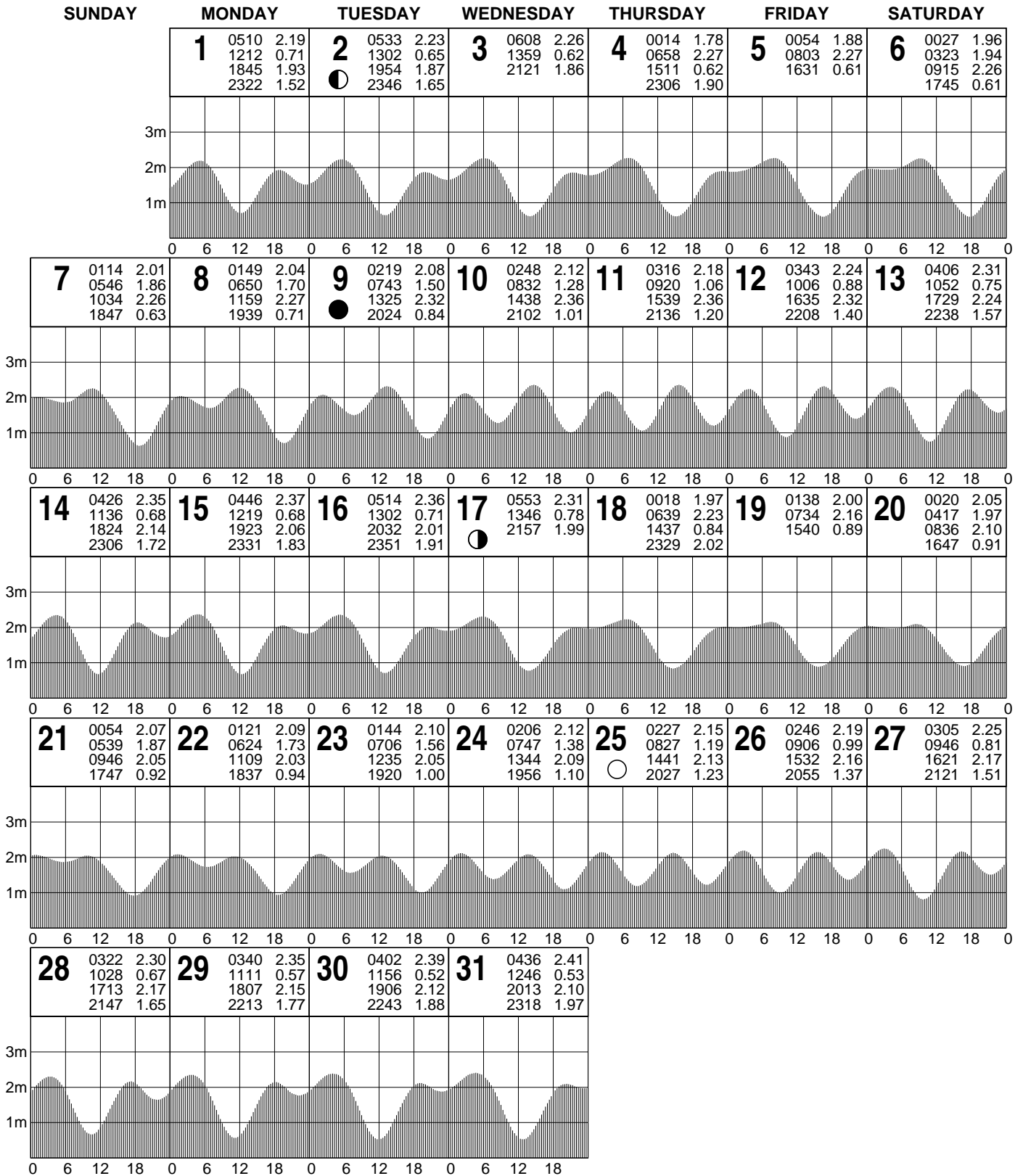
© Copyright: Commonwealth of Australia 2016, Bureau of Meteorology

**Disclaimer:** These tide predictions are supplied in good faith and believed to be correct.

No warranty is given in respect to errors, omissions, or suitability for any purpose.

# TIDE PREDICTIONS FOR CENTRE ISLAND

OCTOBER - 2018 AUSTRALIAN CENTRAL STANDARD TIME



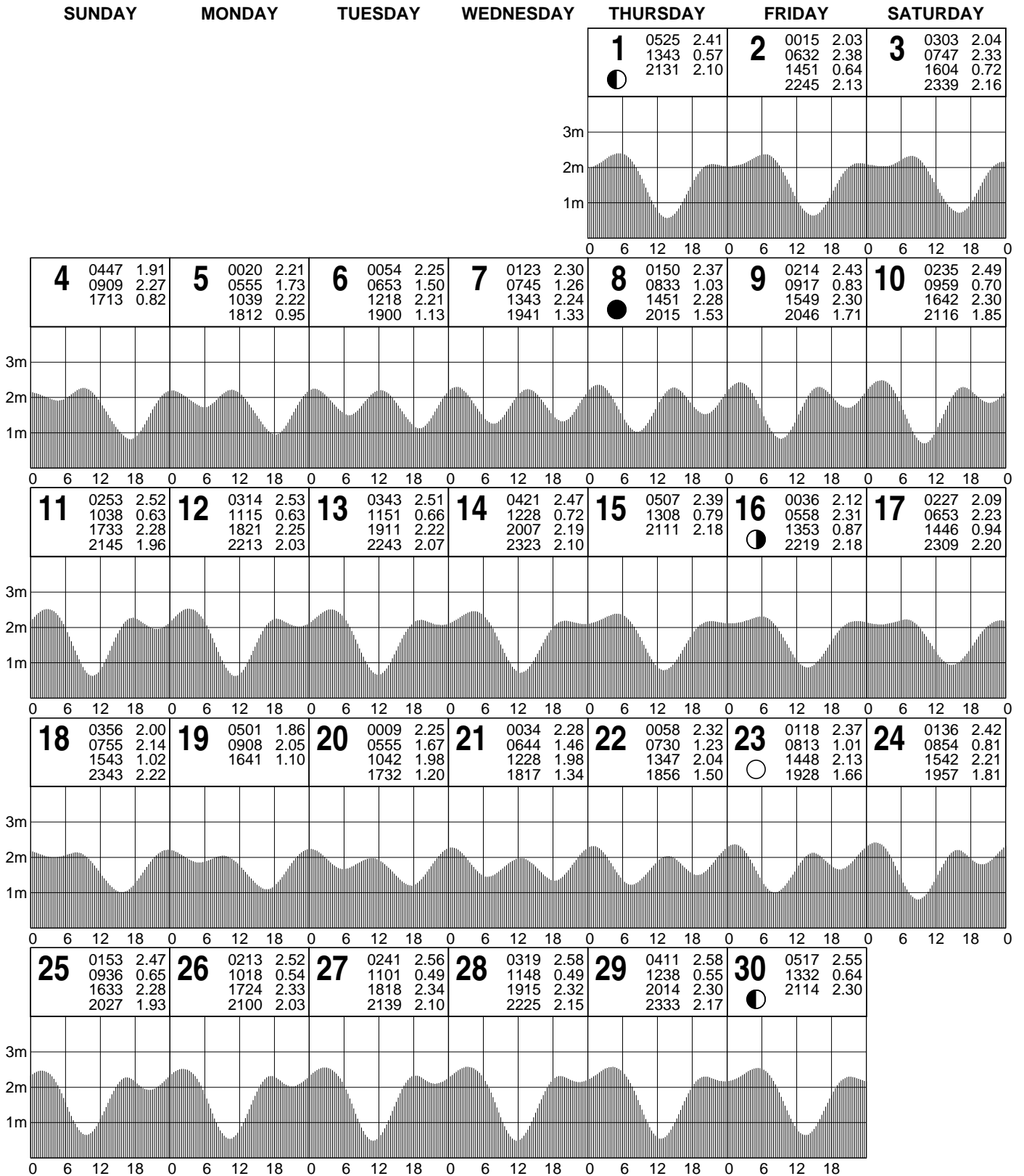
© Copyright: Commonwealth of Australia 2016, Bureau of Meteorology

**Disclaimer:** These tide predictions are supplied in good faith and believed to be correct.

No warranty is given in respect to errors, omissions, or suitability for any purpose.

# TIDE PREDICTIONS FOR CENTRE ISLAND

NOVEMBER - 2018 AUSTRALIAN CENTRAL STANDARD TIME



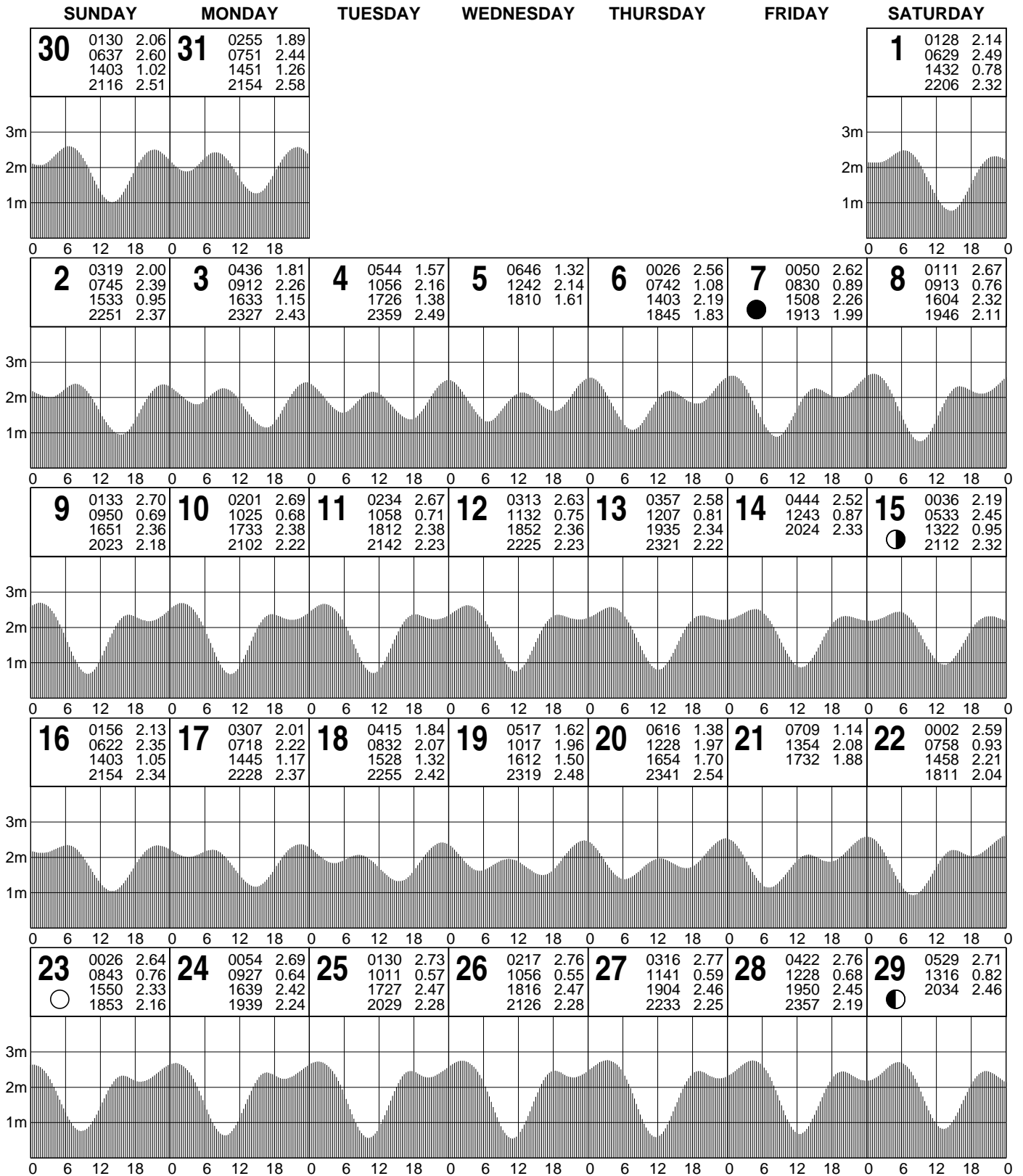
© Copyright: Commonwealth of Australia 2016, Bureau of Meteorology

**Disclaimer:** These tide predictions are supplied in good faith and believed to be correct.

No warranty is given in respect to errors, omissions, or suitability for any purpose.

# TIDE PREDICTIONS FOR CENTRE ISLAND

DECEMBER - 2018 AUSTRALIAN CENTRAL STANDARD TIME



© Copyright: Commonwealth of Australia 2016, Bureau of Meteorology

**Disclaimer:** These tide predictions are supplied in good faith and believed to be correct.

No warranty is given in respect to errors, omissions, or suitability for any purpose.