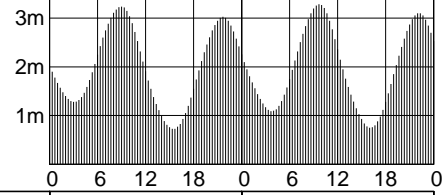


TIDE PREDICTIONS FOR MELVILLE BAY - GOVE HARBOUR

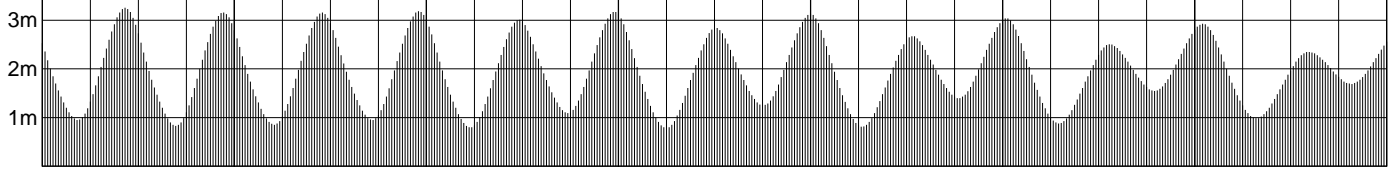
APRIL - 2022 AUSTRALIAN CENTRAL STANDARD TIME

SUNDAY MONDAY TUESDAY WEDNESDAY THURSDAY FRIDAY SATURDAY

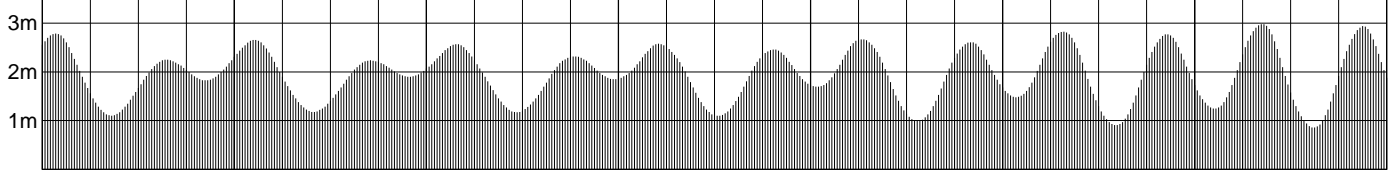
1 ●	0305 1.28 0857 3.24 1528 0.73 2140 3.03	2	0347 1.09 0942 3.29 1606 0.75 2209 3.11
---------------	--	----------	--



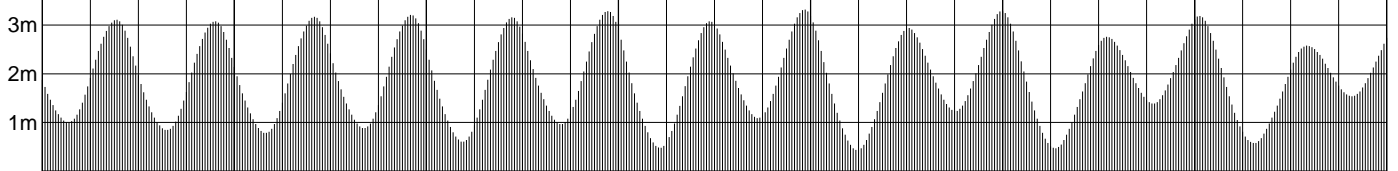
3	0425 0.95 1021 3.26 1641 0.83 2237 3.16	4	0457 0.85 1058 3.16 1712 0.95 2303 3.19	5	0528 0.80 1133 3.01 1739 1.10 2331 3.18	6	0558 0.78 1208 2.85 1805 1.25 2359 3.13	7	0628 0.81 1245 2.68 1831 1.40	8	0028 3.04 0702 0.88 1326 2.51 1858 1.55	9	0102 2.93 0743 0.99 1417 2.35 1932 1.69
----------	--	----------	--	----------	--	----------	--	----------	-------------------------------------	----------	--	----------	--



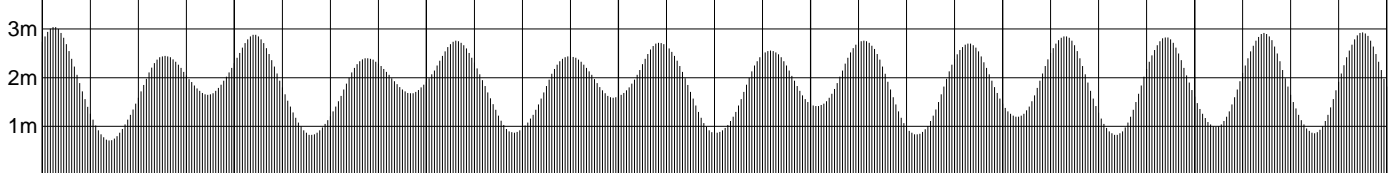
10	0141 2.79 0838 1.10 1531 2.25 2024 1.83	11	0234 2.66 0954 1.18 1702 2.24 2148 1.90	12	0346 2.57 1116 1.17 1831 2.32 2330 1.85	13	0503 2.58 1226 1.10 1926 2.46	14	0049 1.69 0621 2.67 1324 0.99 2003 2.61	15	0146 1.48 0733 2.83 1412 0.91 2034 2.78	16	0232 1.24 0829 2.99 1453 0.85 2105 2.94
-----------	--	-----------	--	-----------	--	-----------	-------------------------------------	-----------	--	-----------	--	-----------	--



17 ○	0314 1.01 0916 3.11 1533 0.84 2135 3.09	18	0354 0.79 1000 3.17 1611 0.88 2206 3.21	19	0432 0.60 1044 3.16 1649 0.97 2239 3.29	20	0511 0.48 1127 3.08 1727 1.09 2315 3.32	21	0551 0.43 1214 2.94 1806 1.23 2353 3.29	22	0634 0.47 1304 2.76 1849 1.39	23 ●	0037 3.19 0724 0.57 1406 2.58 1939 1.54
----------------	--	-----------	--	-----------	--	-----------	--	-----------	--	-----------	-------------------------------------	----------------	--



24	0128 3.05 0826 0.71 1520 2.45 2043 1.65	25	0230 2.88 0938 0.83 1637 2.41 2202 1.68	26	0345 2.76 1054 0.87 1753 2.45 2324 1.59	27	0508 2.72 1207 0.87 1859 2.56	28	0045 1.42 0638 2.76 1314 0.84 1949 2.70	29	0149 1.20 0750 2.85 1410 0.83 2027 2.83	30	0239 0.99 0843 2.92 1457 0.86 2100 2.93
-----------	--	-----------	--	-----------	--	-----------	-------------------------------------	-----------	--	-----------	--	-----------	--



© Copyright: Commonwealth of Australia 2020, Bureau of Meteorology
Disclaimer: These tide predictions are supplied in good faith and believed to be correct.
 No warranty is given in respect to errors, omissions, or suitability for any purpose.