

TIDE PREDICTIONS FOR CENTRE ISLAND

SEPTEMBER - 2017 AUSTRALIAN CENTRAL STANDARD TIME

SUNDAY

MONDAY

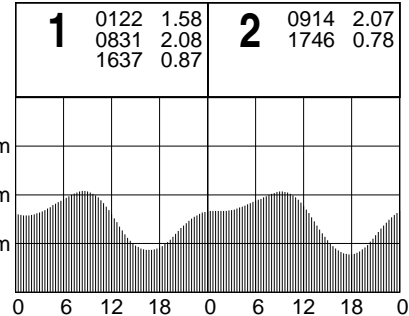
TUESDAY

WEDNESDAY

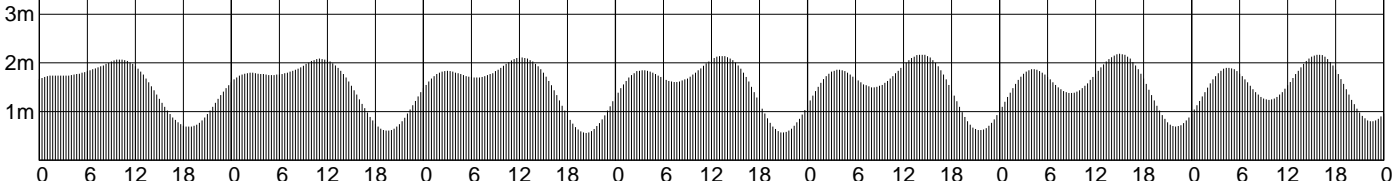
THURSDAY

FRIDAY

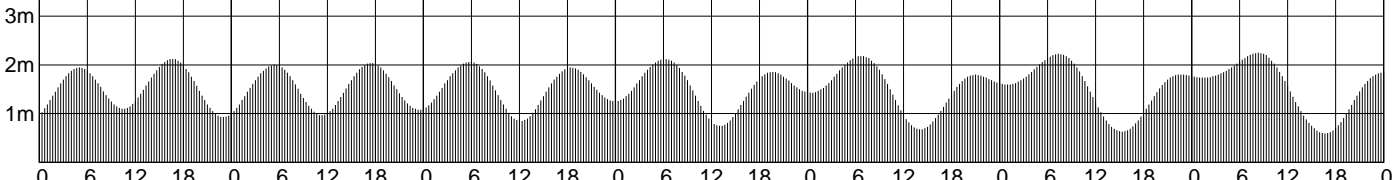
SATURDAY



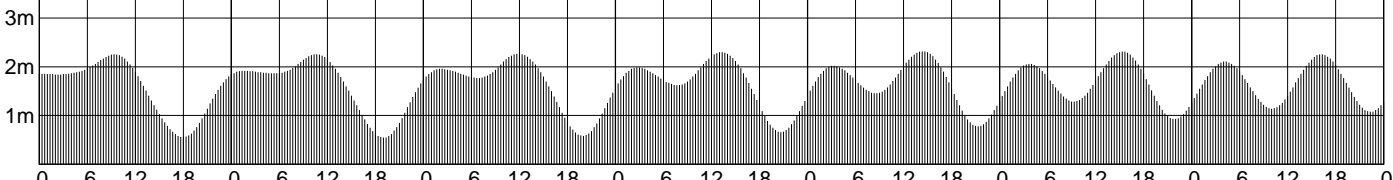
3	1006 2.07	4	0224 1.80	5	0257 1.84	6	0326 1.85	7	0350 1.86	8	0411 1.87	9	0435 1.90
	1843 0.69		0510 1.75		0633 1.70		0728 1.61		0813 1.50		0855 1.38		0940 1.24
			1107 2.09		1213 2.11		1318 2.14		1416 2.17		1506 2.19		1552 2.17
			1932 0.61		2017 0.56		2056 0.57		2131 0.61		2202 0.69		2231 0.80



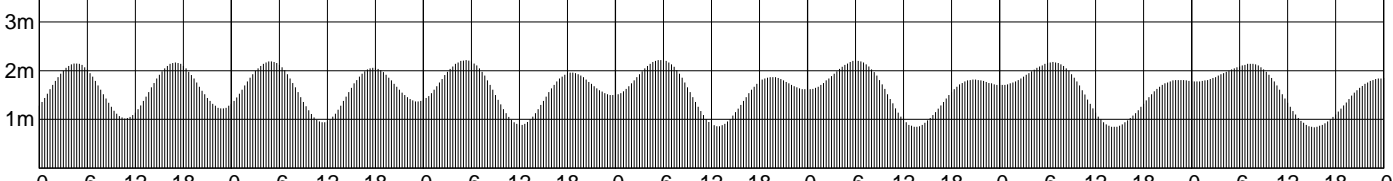
10	0459 1.95	11	0524 2.01	12	0548 2.06	13	0612 2.12	14	0025 1.43	15	0054 1.60	16	0125 1.74
	1028 1.10		1118 0.97		1209 0.85		1304 0.75		0643 2.18		0726 2.23		0820 2.25
	1639 2.12		1729 2.05		1826 1.95		1933 1.86		1406 0.68		1519 0.63		1640 0.59
	2259 0.93		2328 1.08		2357 1.25				2058 1.80		2244 1.80		



17	0924 2.26	18	0137 1.92	19	0216 1.96	20	0246 1.99	21	0315 2.02	22	0343 2.06	23	0410 2.11
	1757 0.56		0529 1.87		0649 1.77		0744 1.62		0832 1.46		0918 1.29		1003 1.14
			1035 2.26		1153 2.27		1314 2.30		1425 2.32		1524 2.31		1613 2.26
			1901 0.55		1954 0.58		2039 0.66		2117 0.78		2150 0.92		2221 1.08



24	0435 2.16	25	0456 2.19	26	0515 2.22	27	0537 2.22	28	0607 2.21	29	0013 1.71	30	0041 1.78
	1046 1.02		1127 0.94		1208 0.89		1248 0.86		1330 0.85		0642 2.18		0725 2.14
	1659 2.17		1745 2.06		1834 1.96		1933 1.88		2051 1.82		1417 0.85		1517 0.84
	2250 1.22		2317 1.37		2341 1.50		2357 1.61				2228 1.81		



© Copyright: Commonwealth of Australia 2015, Bureau of Meteorology
 Disclaimer: These tide predictions are supplied in good faith and believed to be correct.
 No warranty is given in respect to errors, omissions, or suitability for any purpose.