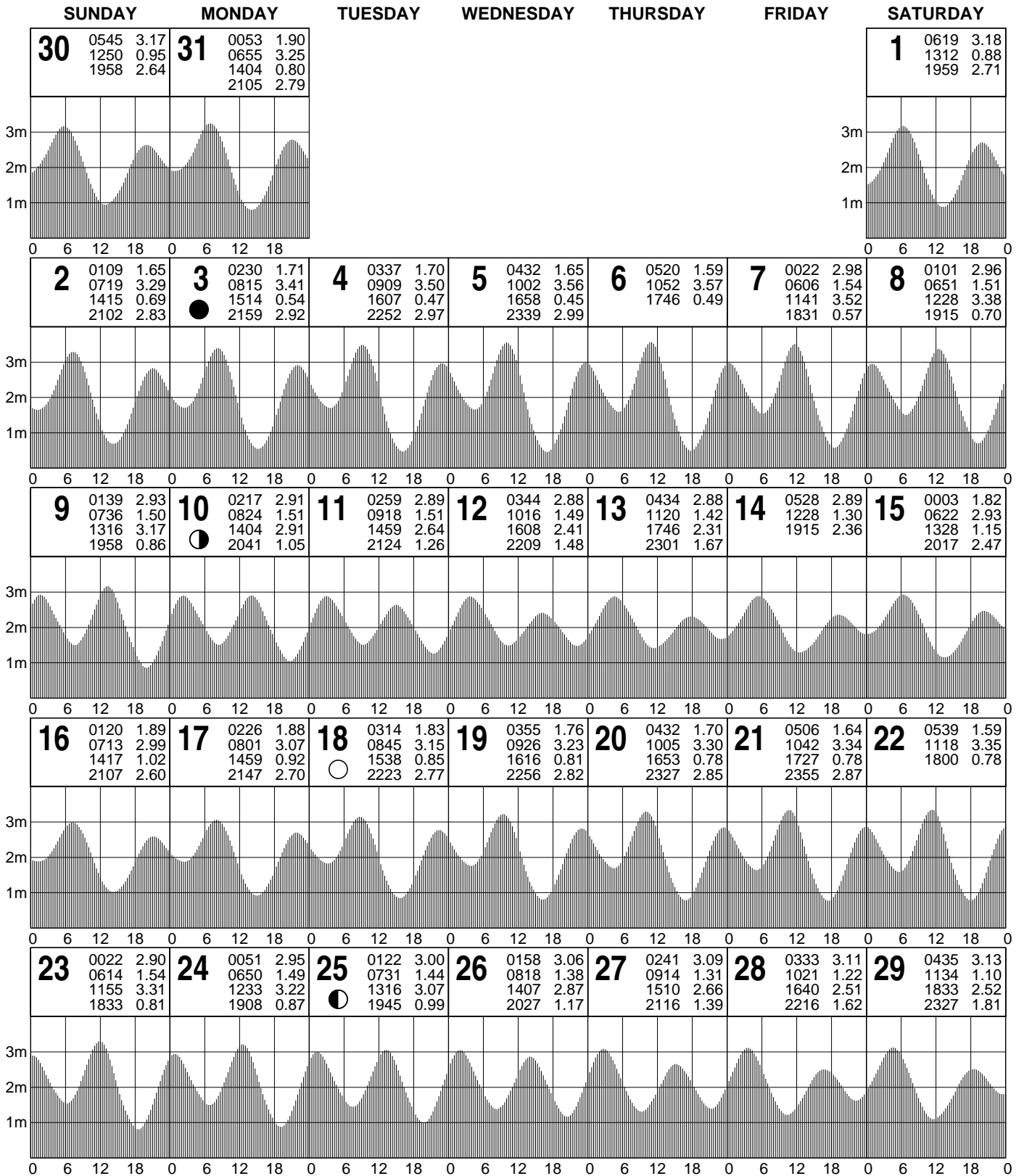


TIDE PREDICTIONS FOR MELVILLE BAY - GOVE HARBOUR

JANUARY - 2022 AUSTRALIAN CENTRAL STANDARD TIME



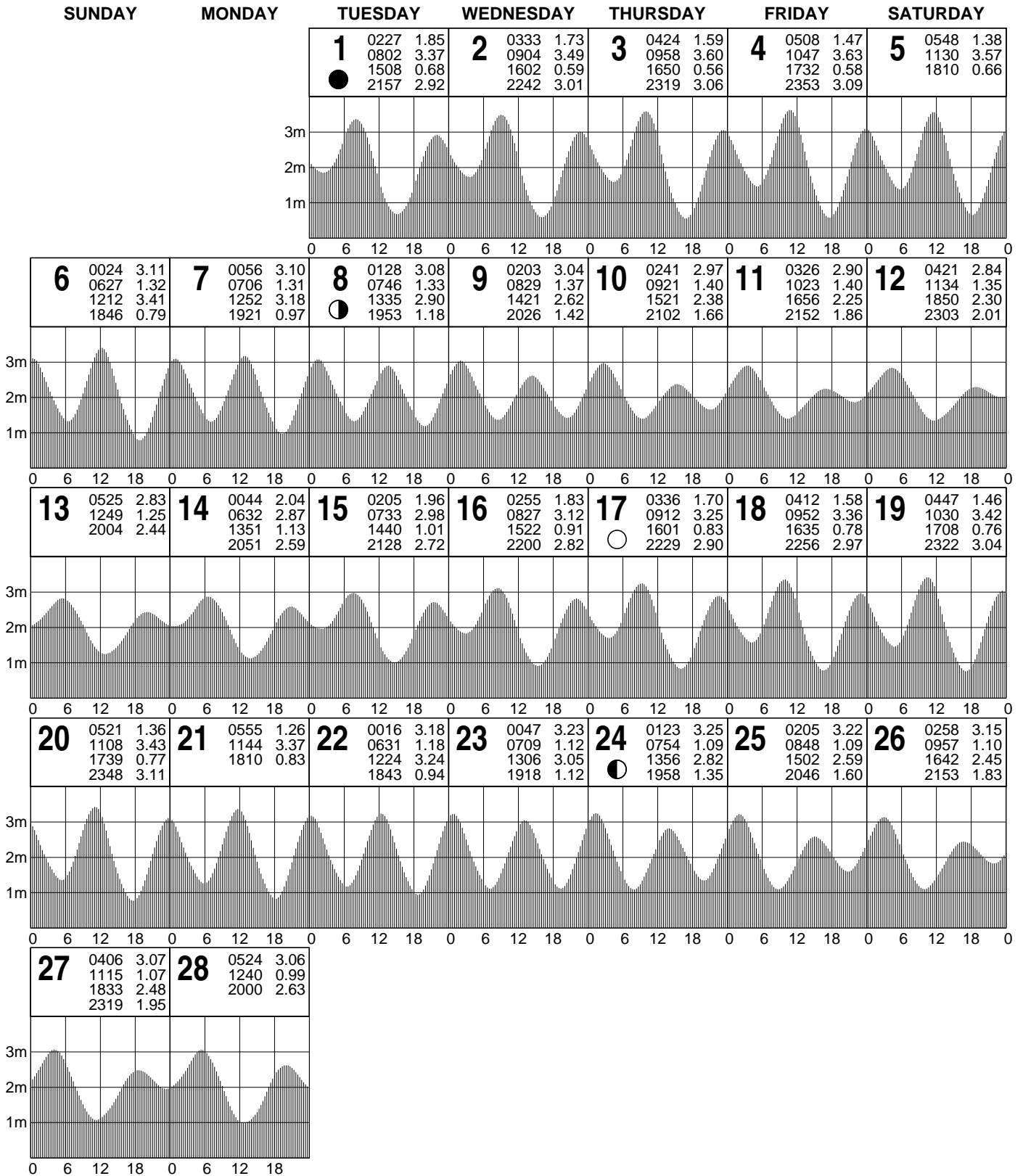
© Copyright: Commonwealth of Australia 2020, Bureau of Meteorology

Disclaimer: These tide predictions are supplied in good faith and believed to be correct.

No warranty is given in respect to errors, omissions, or suitability for any purpose.

TIDE PREDICTIONS FOR MELVILLE BAY - GOVE HARBOUR

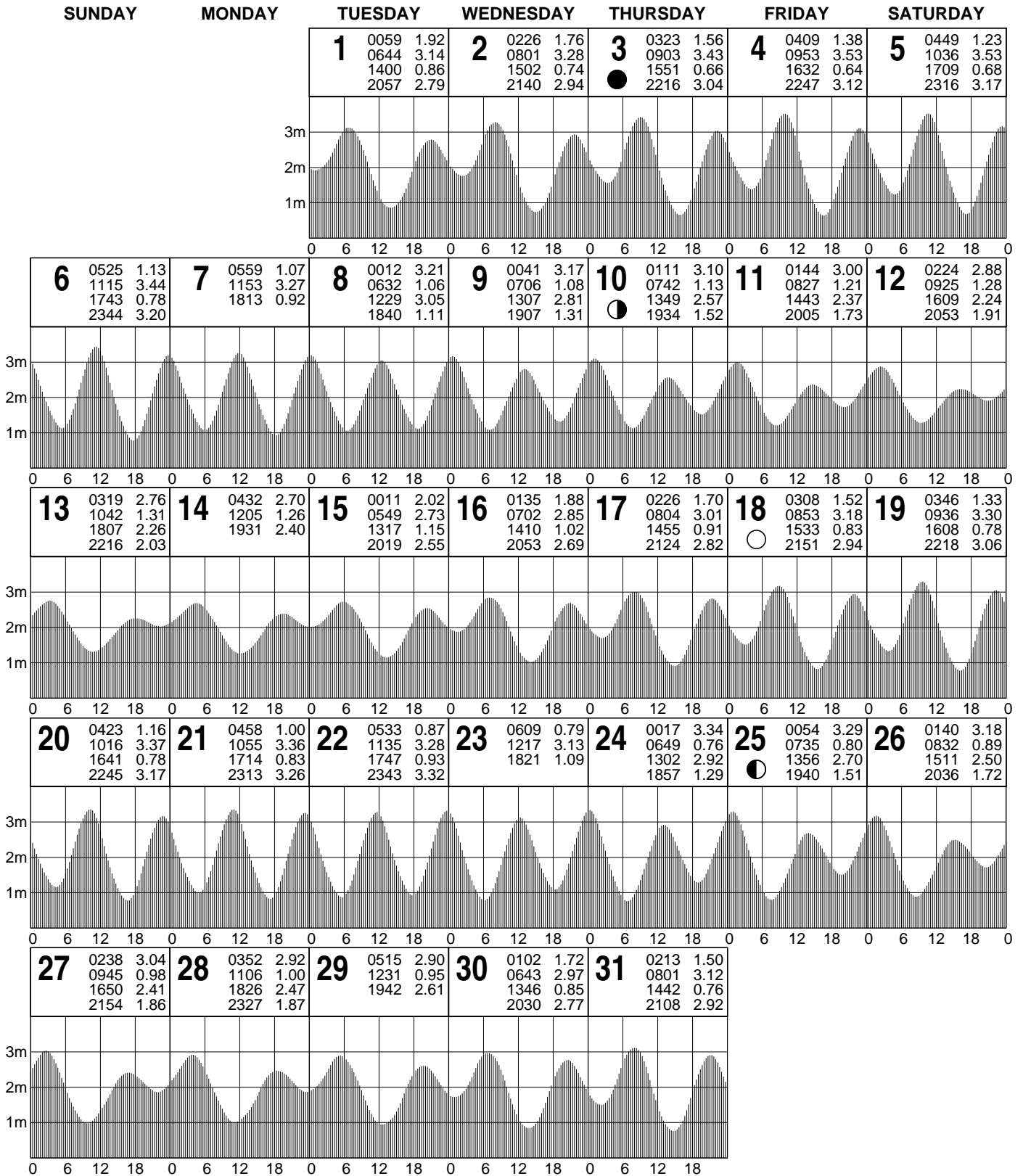
FEBRUARY - 2022 AUSTRALIAN CENTRAL STANDARD TIME



© Copyright: Commonwealth of Australia 2020, Bureau of Meteorology
 Disclaimer: These tide predictions are supplied in good faith and believed to be correct.
 No warranty is given in respect to errors, omissions, or suitability for any purpose.

TIDE PREDICTIONS FOR MELVILLE BAY - GOVE HARBOUR

MARCH - 2022 AUSTRALIAN CENTRAL STANDARD TIME



© Copyright: Commonwealth of Australia 2020, Bureau of Meteorology

Disclaimer: These tide predictions are supplied in good faith and believed to be correct.

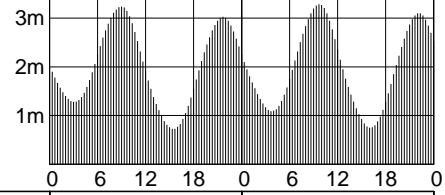
No warranty is given in respect to errors, omissions, or suitability for any purpose.

TIDE PREDICTIONS FOR MELVILLE BAY - GOVE HARBOUR

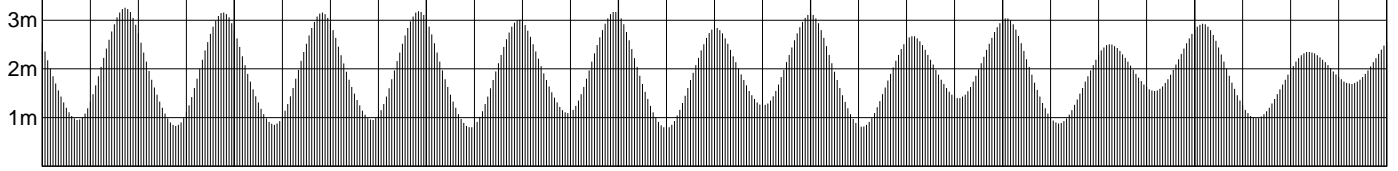
APRIL - 2022 AUSTRALIAN CENTRAL STANDARD TIME

SUNDAY MONDAY TUESDAY WEDNESDAY THURSDAY FRIDAY SATURDAY

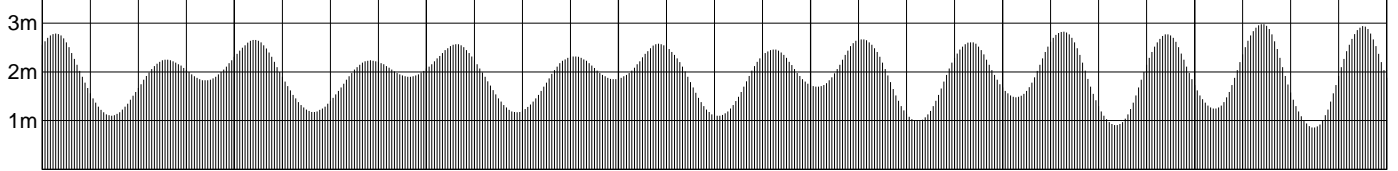
1 ●	0305 1.28 0857 3.24 1528 0.73 2140 3.03	2	0347 1.09 0942 3.29 1606 0.75 2209 3.11
---------------	--	----------	--



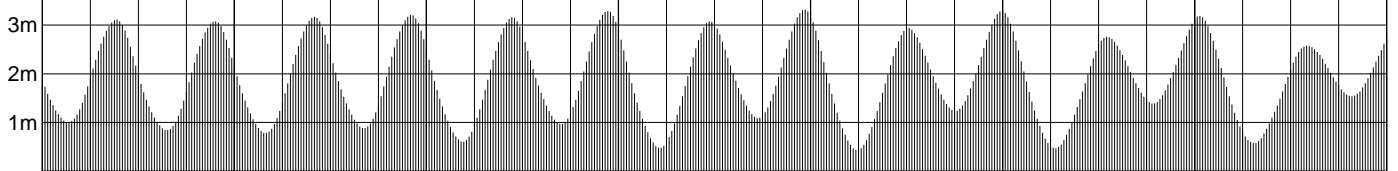
3	0425 0.95 1021 3.26 1641 0.83 2237 3.16	4	0457 0.85 1058 3.16 1712 0.95 2303 3.19	5	0528 0.80 1133 3.01 1739 1.10 2331 3.18	6	0558 0.78 1208 2.85 1805 1.25 2359 3.13	7	0628 0.81 1245 2.68 1831 1.40	8	0028 3.04 0702 0.88 1326 2.51 1858 1.55	9	0102 2.93 0743 0.99 1417 2.35 1932 1.69
----------	--	----------	--	----------	--	----------	--	----------	-------------------------------------	----------	--	----------	--



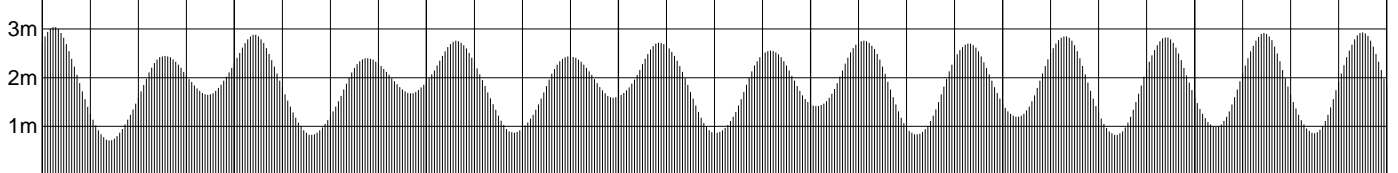
10	0141 2.79 0838 1.10 1531 2.25 2024 1.83	11	0234 2.66 0954 1.18 1702 2.24 2148 1.90	12	0346 2.57 1116 1.17 1831 2.32 2330 1.85	13	0503 2.58 1226 1.10 1926 2.46	14	0049 1.69 0621 2.67 1324 0.99 2003 2.61	15	0146 1.48 0733 2.83 1412 0.91 2034 2.78	16	0232 1.24 0829 2.99 1453 0.85 2105 2.94
-----------	--	-----------	--	-----------	--	-----------	-------------------------------------	-----------	--	-----------	--	-----------	--



17 ○	0314 1.01 0916 3.11 1533 0.84 2135 3.09	18	0354 0.79 1000 3.17 1611 0.88 2206 3.21	19	0432 0.60 1044 3.16 1649 0.97 2239 3.29	20	0511 0.48 1127 3.08 1727 1.09 2315 3.32	21	0551 0.43 1214 2.94 1806 1.23 2353 3.29	22	0634 0.47 1304 2.76 1849 1.39	23 ●	0037 3.19 0724 0.57 1406 2.58 1939 1.54
----------------	--	-----------	--	-----------	--	-----------	--	-----------	--	-----------	-------------------------------------	----------------	--



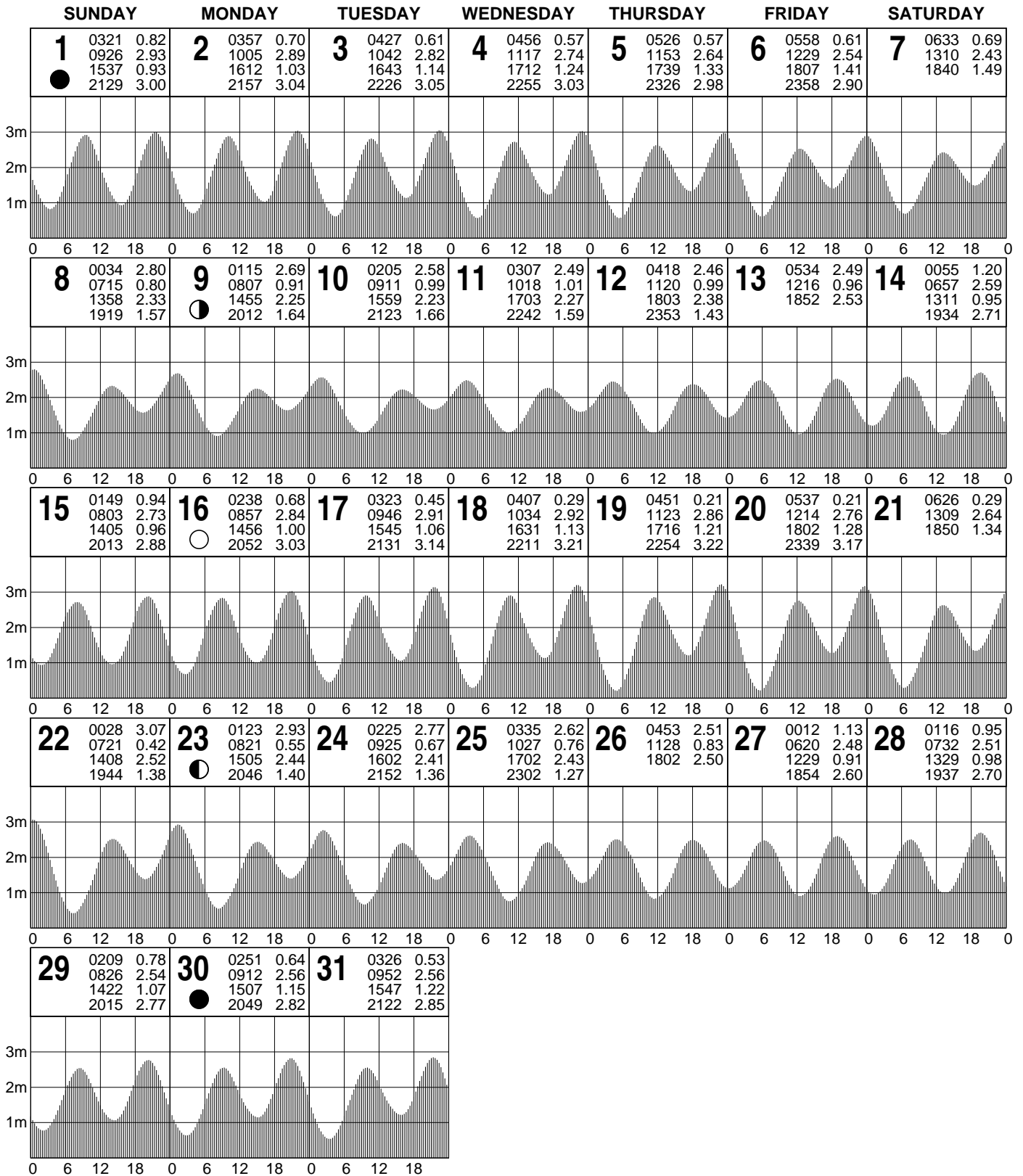
24	0128 3.05 0826 0.71 1520 2.45 2043 1.65	25	0230 2.88 0938 0.83 1637 2.41 2202 1.68	26	0345 2.76 1054 0.87 1753 2.45 2324 1.59	27	0508 2.72 1207 0.87 1859 2.56	28	0045 1.42 0638 2.76 1314 0.84 1949 2.70	29	0149 1.20 0750 2.85 1410 0.83 2027 2.83	30	0239 0.99 0843 2.92 1457 0.86 2100 2.93
-----------	--	-----------	--	-----------	--	-----------	-------------------------------------	-----------	--	-----------	--	-----------	--



© Copyright: Commonwealth of Australia 2020, Bureau of Meteorology
Disclaimer: These tide predictions are supplied in good faith and believed to be correct.
 No warranty is given in respect to errors, omissions, or suitability for any purpose.

TIDE PREDICTIONS FOR MELVILLE BAY - GOVE HARBOUR

MAY - 2022 AUSTRALIAN CENTRAL STANDARD TIME



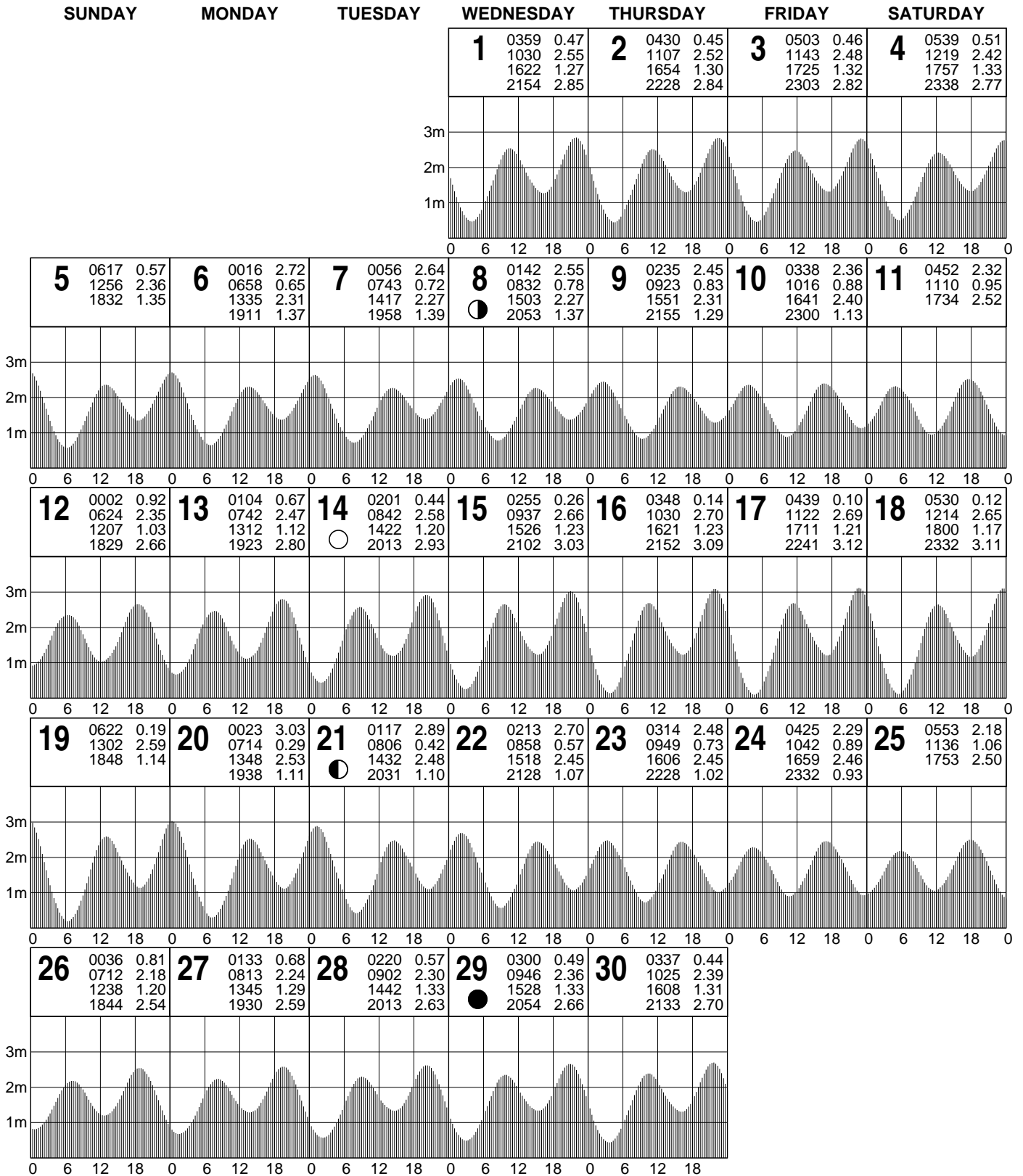
© Copyright: Commonwealth of Australia 2020, Bureau of Meteorology

Disclaimer: These tide predictions are supplied in good faith and believed to be correct.

No warranty is given in respect to errors, omissions, or suitability for any purpose.

TIDE PREDICTIONS FOR MELVILLE BAY - GOVE HARBOUR

JUNE - 2022 AUSTRALIAN CENTRAL STANDARD TIME



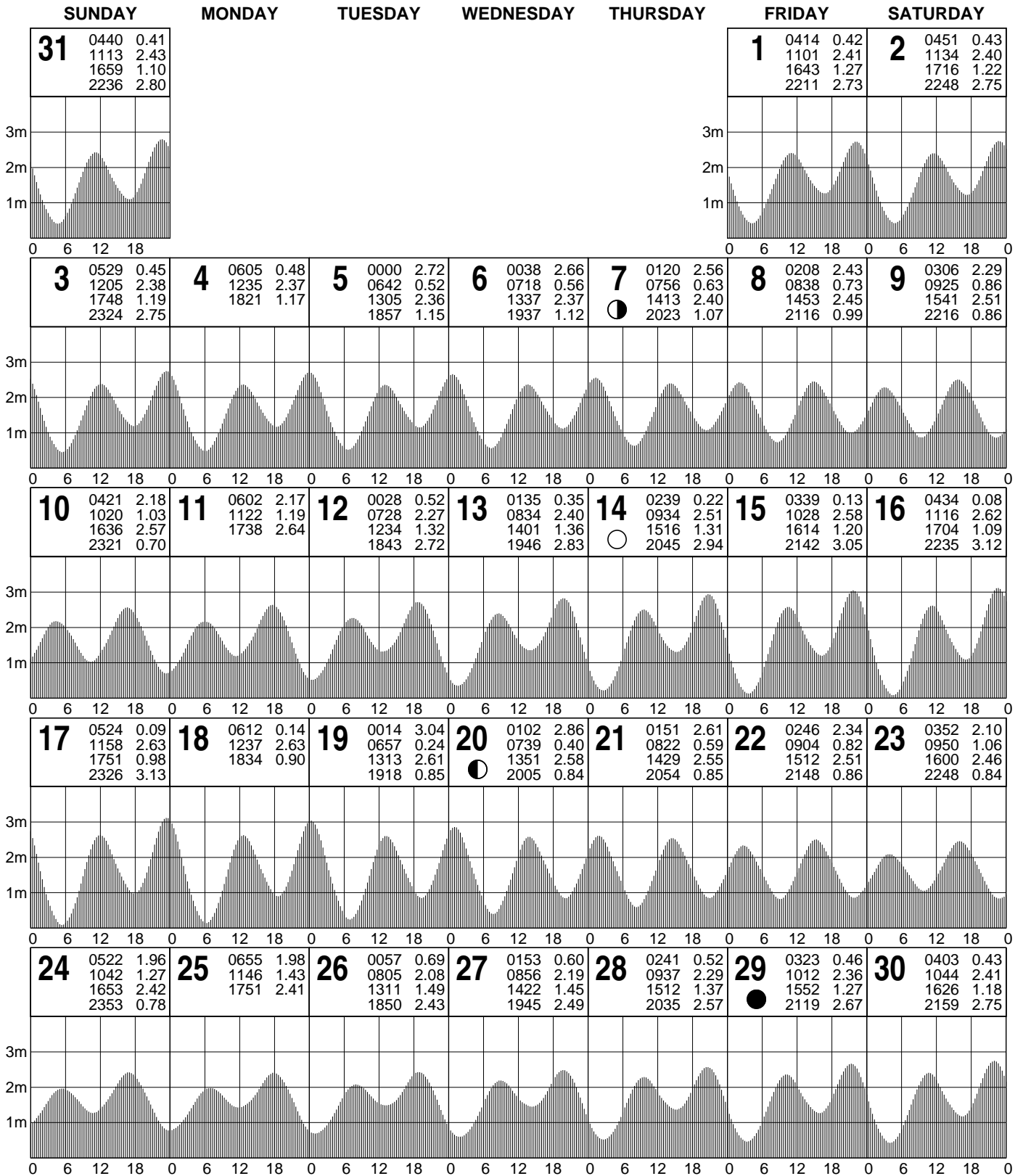
© Copyright: Commonwealth of Australia 2020, Bureau of Meteorology

Disclaimer: These tide predictions are supplied in good faith and believed to be correct.

No warranty is given in respect to errors, omissions, or suitability for any purpose.

TIDE PREDICTIONS FOR MELVILLE BAY - GOVE HARBOUR

JULY - 2022 AUSTRALIAN CENTRAL STANDARD TIME



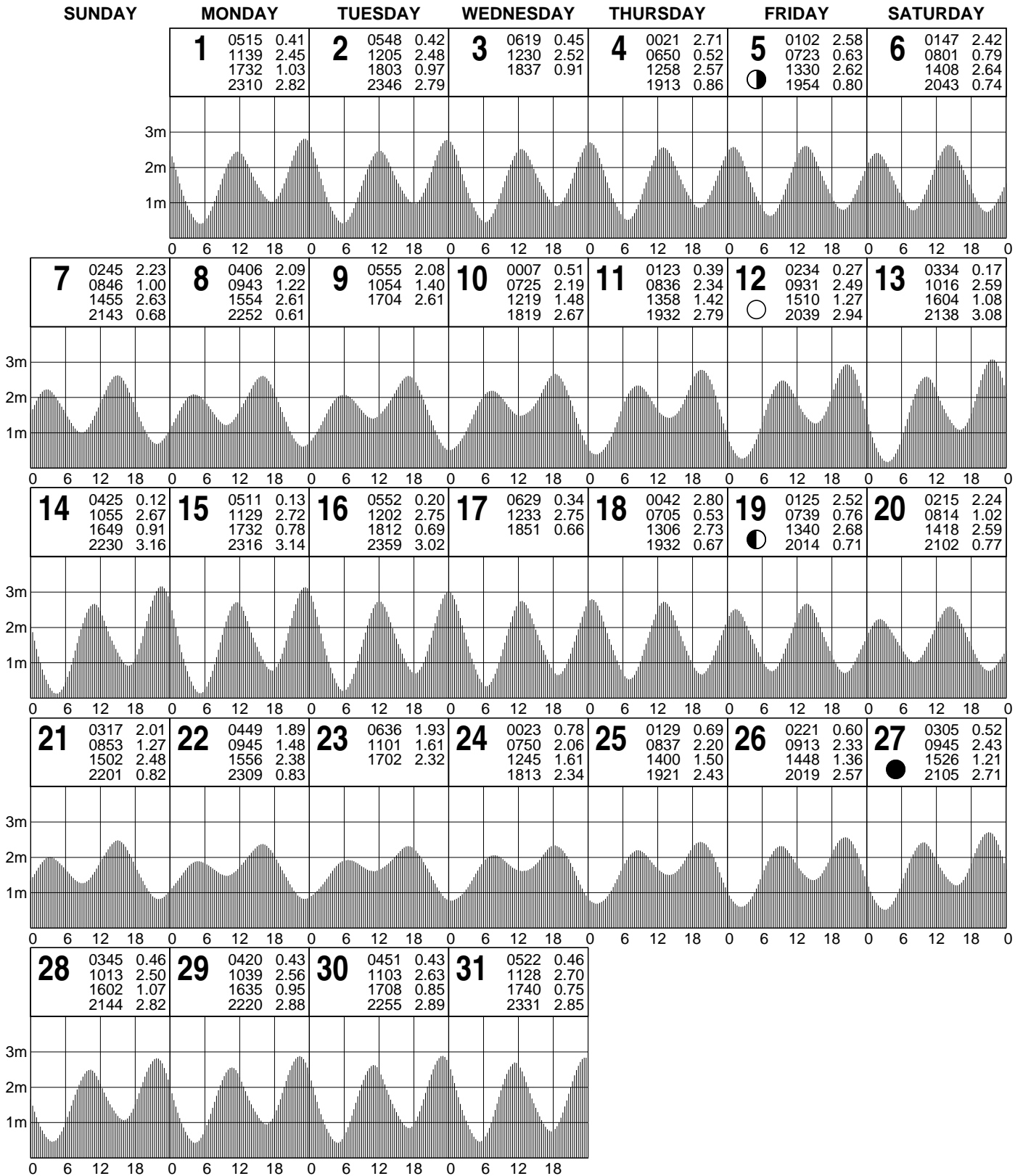
© Copyright: Commonwealth of Australia 2020, Bureau of Meteorology

Disclaimer: These tide predictions are supplied in good faith and believed to be correct.

No warranty is given in respect to errors, omissions, or suitability for any purpose.

TIDE PREDICTIONS FOR MELVILLE BAY - GOVE HARBOUR

AUGUST - 2022 AUSTRALIAN CENTRAL STANDARD TIME



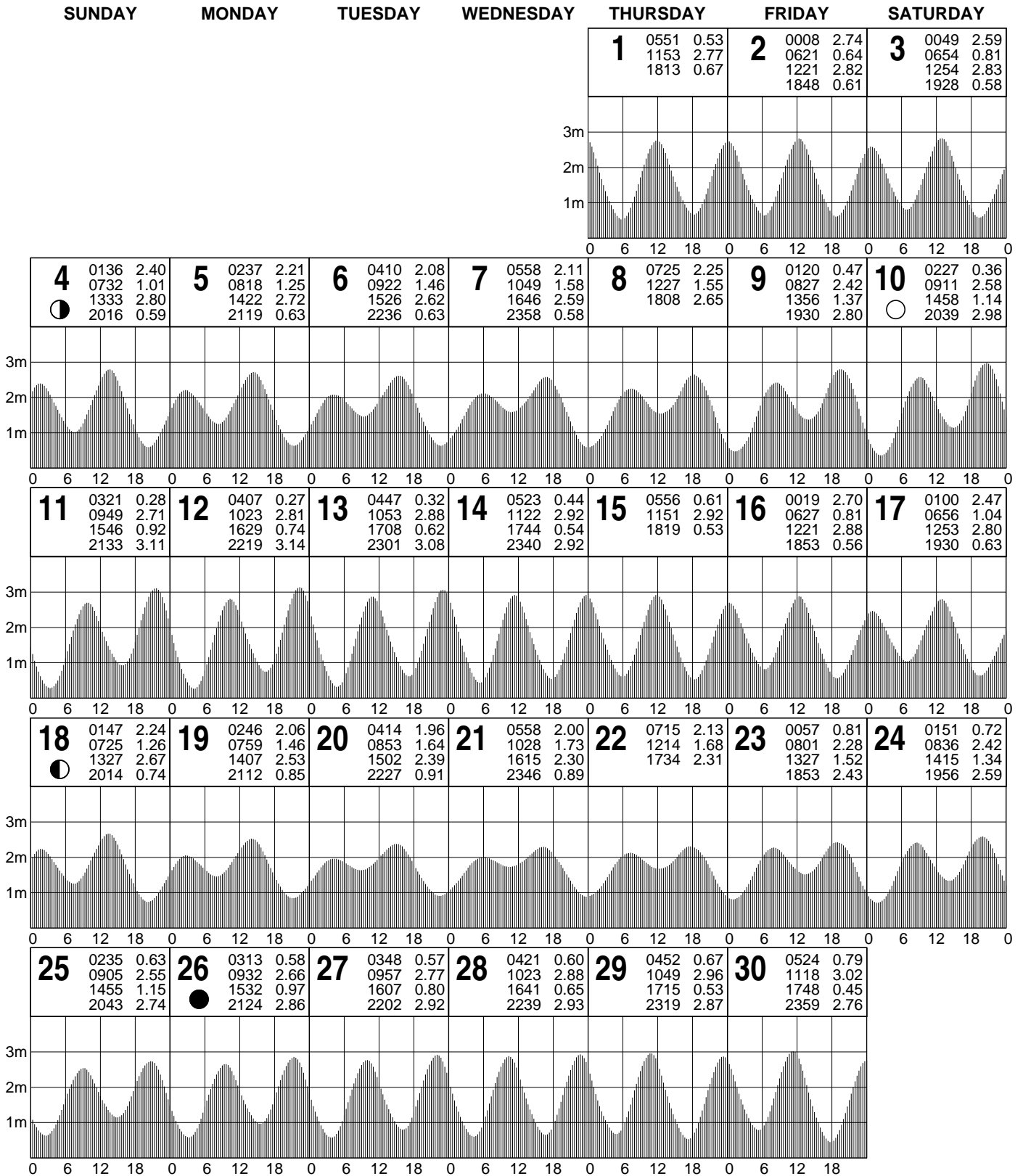
© Copyright: Commonwealth of Australia 2020, Bureau of Meteorology

Disclaimer: These tide predictions are supplied in good faith and believed to be correct.

No warranty is given in respect to errors, omissions, or suitability for any purpose.

TIDE PREDICTIONS FOR MELVILLE BAY - GOVE HARBOUR

SEPTEMBER - 2022 AUSTRALIAN CENTRAL STANDARD TIME



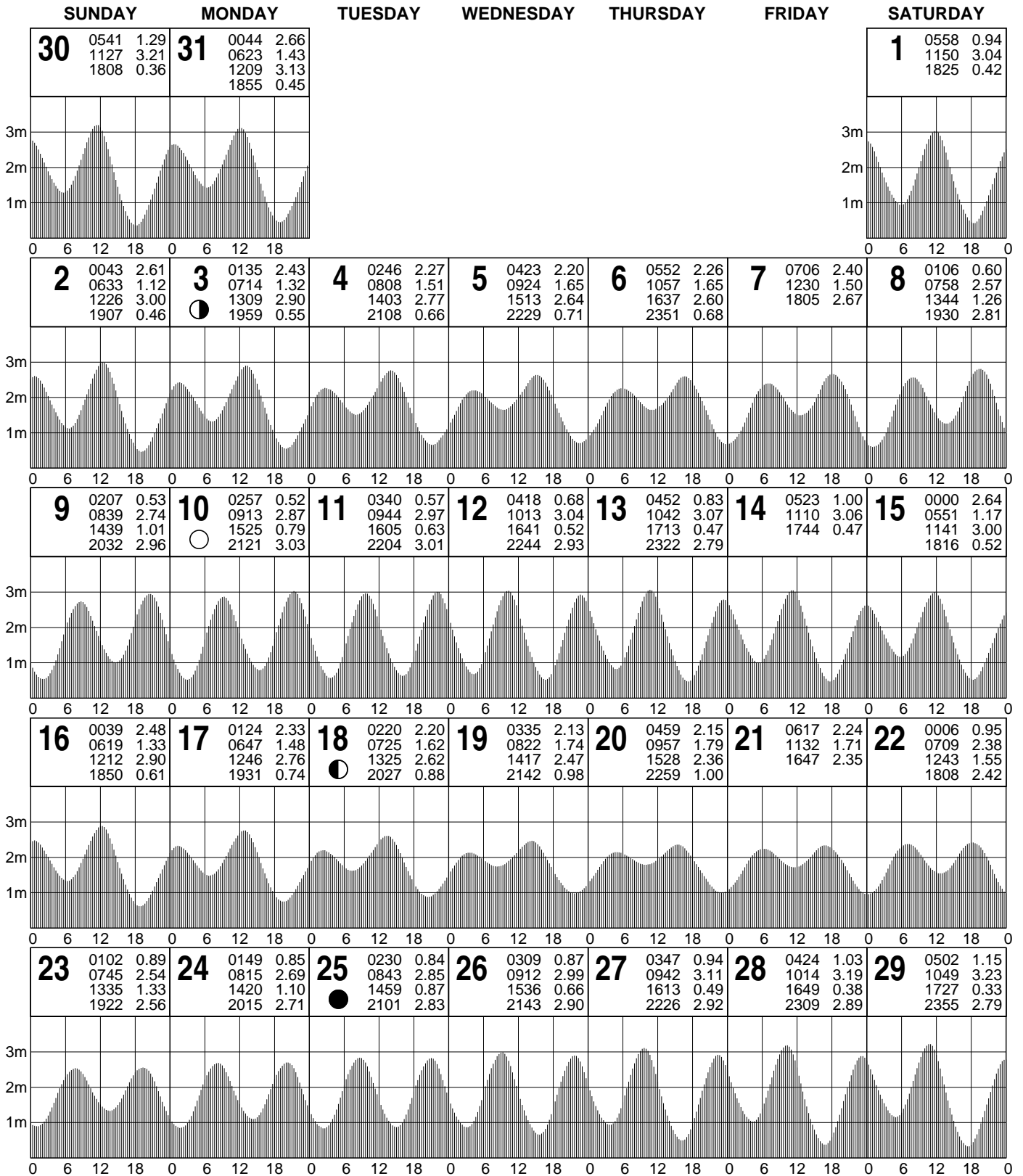
© Copyright: Commonwealth of Australia 2020, Bureau of Meteorology

Disclaimer: These tide predictions are supplied in good faith and believed to be correct.

No warranty is given in respect to errors, omissions, or suitability for any purpose.

TIDE PREDICTIONS FOR MELVILLE BAY - GOVE HARBOUR

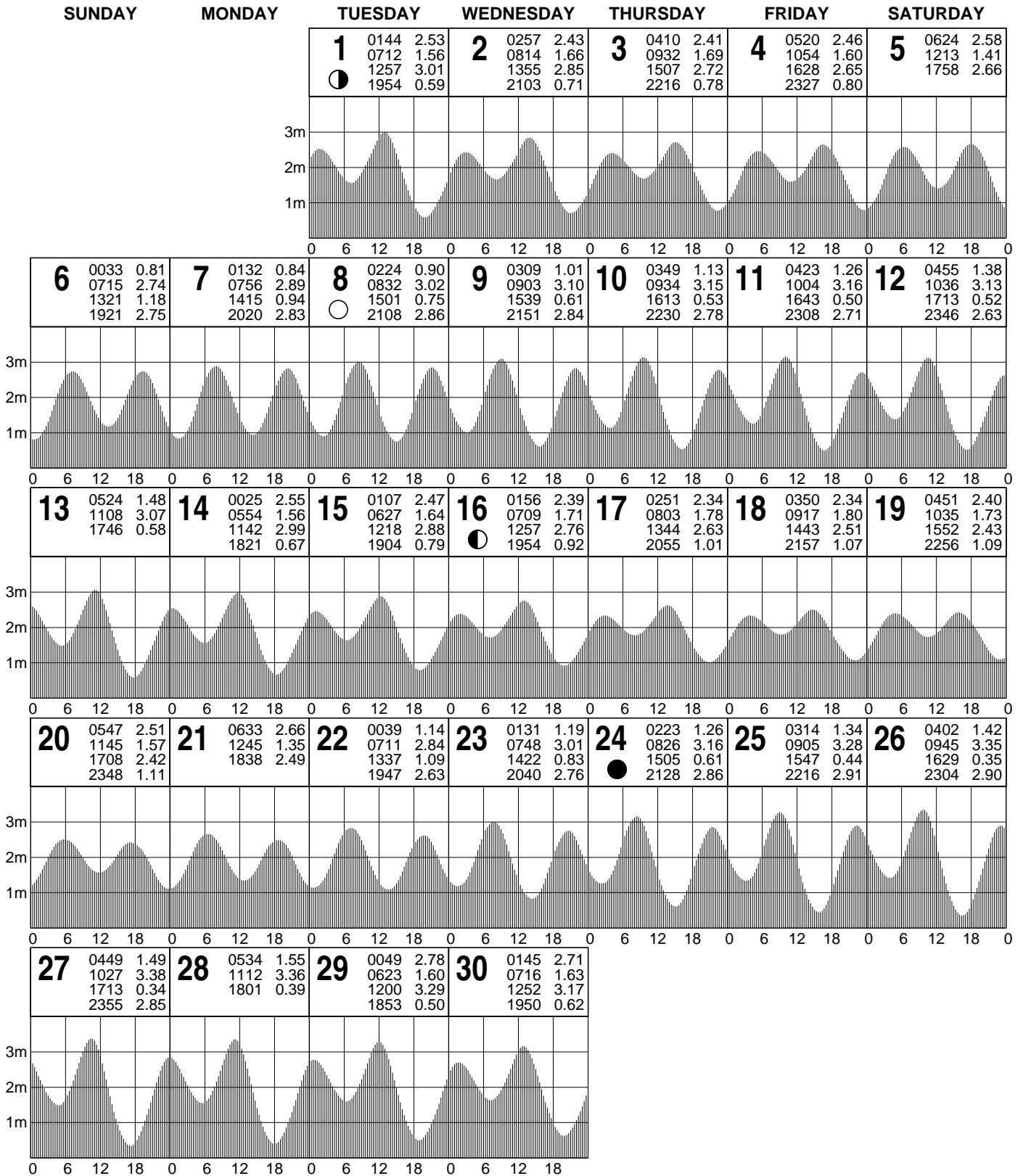
OCTOBER - 2022 AUSTRALIAN CENTRAL STANDARD TIME



© Copyright: Commonwealth of Australia 2020, Bureau of Meteorology
 Disclaimer: These tide predictions are supplied in good faith and believed to be correct.
 No warranty is given in respect to errors, omissions, or suitability for any purpose.

TIDE PREDICTIONS FOR MELVILLE BAY - GOVE HARBOUR

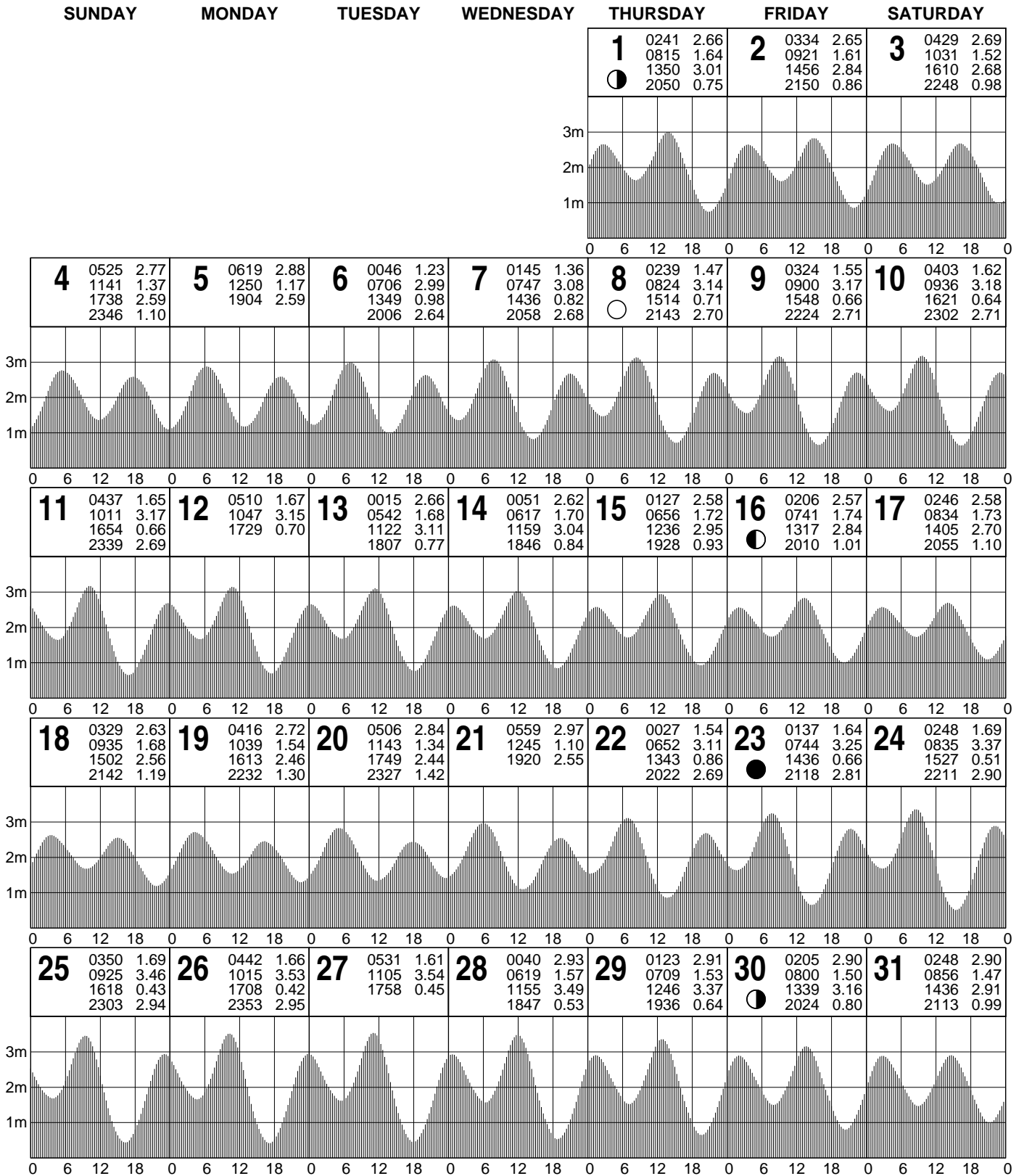
NOVEMBER - 2022 AUSTRALIAN CENTRAL STANDARD TIME



© Copyright: Commonwealth of Australia 2020, Bureau of Meteorology
 Disclaimer: These tide predictions are supplied in good faith and believed to be correct.
 No warranty is given in respect to errors, omissions, or suitability for any purpose.

TIDE PREDICTIONS FOR MELVILLE BAY - GOVE HARBOUR

DECEMBER - 2022 AUSTRALIAN CENTRAL STANDARD TIME



© Copyright: Commonwealth of Australia 2020, Bureau of Meteorology
 Disclaimer: These tide predictions are supplied in good faith and believed to be correct.
 No warranty is given in respect to errors, omissions, or suitability for any purpose.