

TIDE PREDICTIONS FOR CENTRE ISLAND

FEBRUARY - 2018 AUSTRALIAN CENTRAL STANDARD TIME

SUNDAY

MONDAY

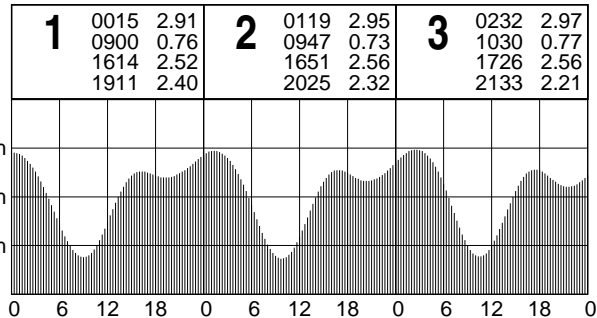
TUESDAY

WEDNESDAY

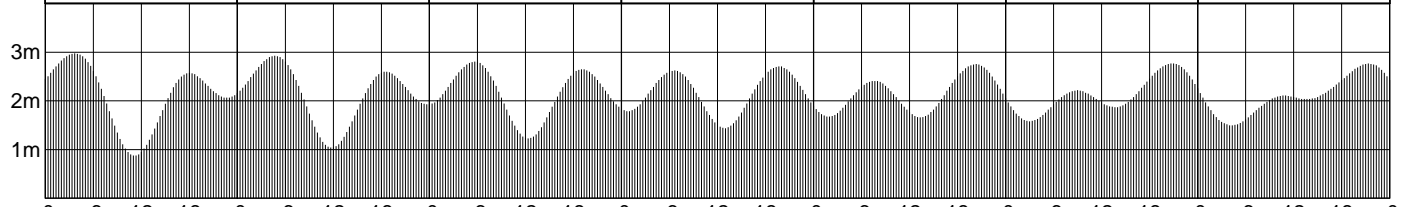
THURSDAY

FRIDAY

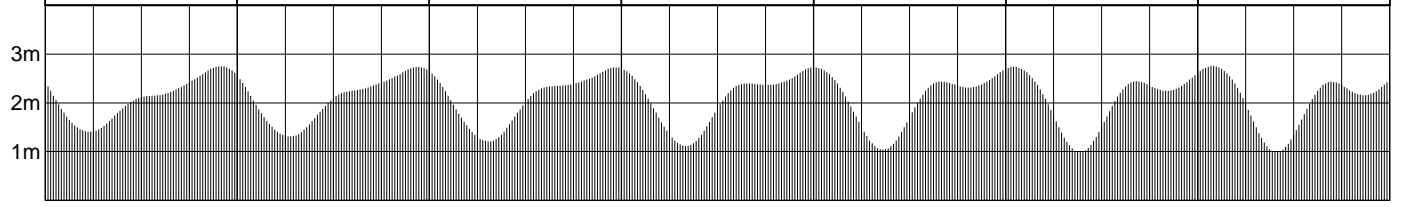
SATURDAY



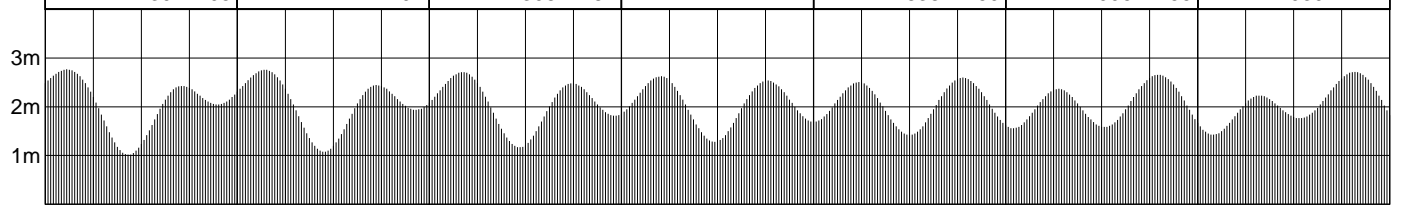
4	0343 2.98 1110 0.88 1759 2.58 2239 2.07	5	0444 2.93 1147 1.03 1831 2.60 2345 1.92	6	0539 2.81 1222 1.23 1905 2.66	7	0050 1.79 0635 2.63 1254 1.44 1941 2.71	8	0154 1.68 0737 2.41 1323 1.66 2017 2.76	9	0302 1.58 0858 2.22 1341 1.87 2053 2.77	10	0415 1.50 1048 2.11 1339 2.04 2124 2.77
----------	--	----------	--	----------	-------------------------------------	----------	--	----------	--	----------	--	-----------	--



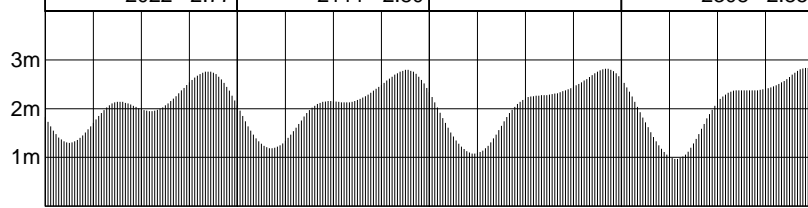
11	0532 1.41 2154 2.75	12	0637 1.31 2230 2.74	13	0724 1.21 2313 2.74	14	0804 1.12 1540 2.41 1812 2.37	15	0004 2.73 0841 1.04 1559 2.44 1921 2.32	16	0059 2.74 0917 0.99 1624 2.45 2008 2.25	17	0153 2.76 0952 0.99 1647 2.44 2048 2.16
-----------	------------------------	-----------	------------------------	-----------	------------------------	-----------	-------------------------------------	-----------	--	-----------	--	-----------	--



18	0243 2.77 1023 1.02 1706 2.43 2130 2.05	19	0328 2.76 1050 1.08 1726 2.45 2217 1.94	20	0411 2.71 1115 1.17 1748 2.49 2308 1.82	21	0454 2.63 1139 1.28 1813 2.54	22	0002 1.69 0541 2.51 1201 1.42 1838 2.60	23	0058 1.56 0636 2.37 1224 1.58 1906 2.66	24	0156 1.43 0745 2.24 1246 1.76 1939 2.72
-----------	--	-----------	--	-----------	--	-----------	-------------------------------------	-----------	--	-----------	--	-----------	--



25	0301 1.30 0915 2.14 1309 1.95 2022 2.77	26	0416 1.19 1137 2.16 1331 2.13 2111 2.80	27	0536 1.08 2206 2.82	28	0650 0.97 1500 2.38 1616 2.38 2308 2.85
-----------	--	-----------	--	-----------	------------------------	-----------	--



© Copyright: Commonwealth of Australia 2016, Bureau of Meteorology

Disclaimer: These tide predictions are supplied in good faith and believed to be correct.

No warranty is given in respect to errors, omissions, or suitability for any purpose.