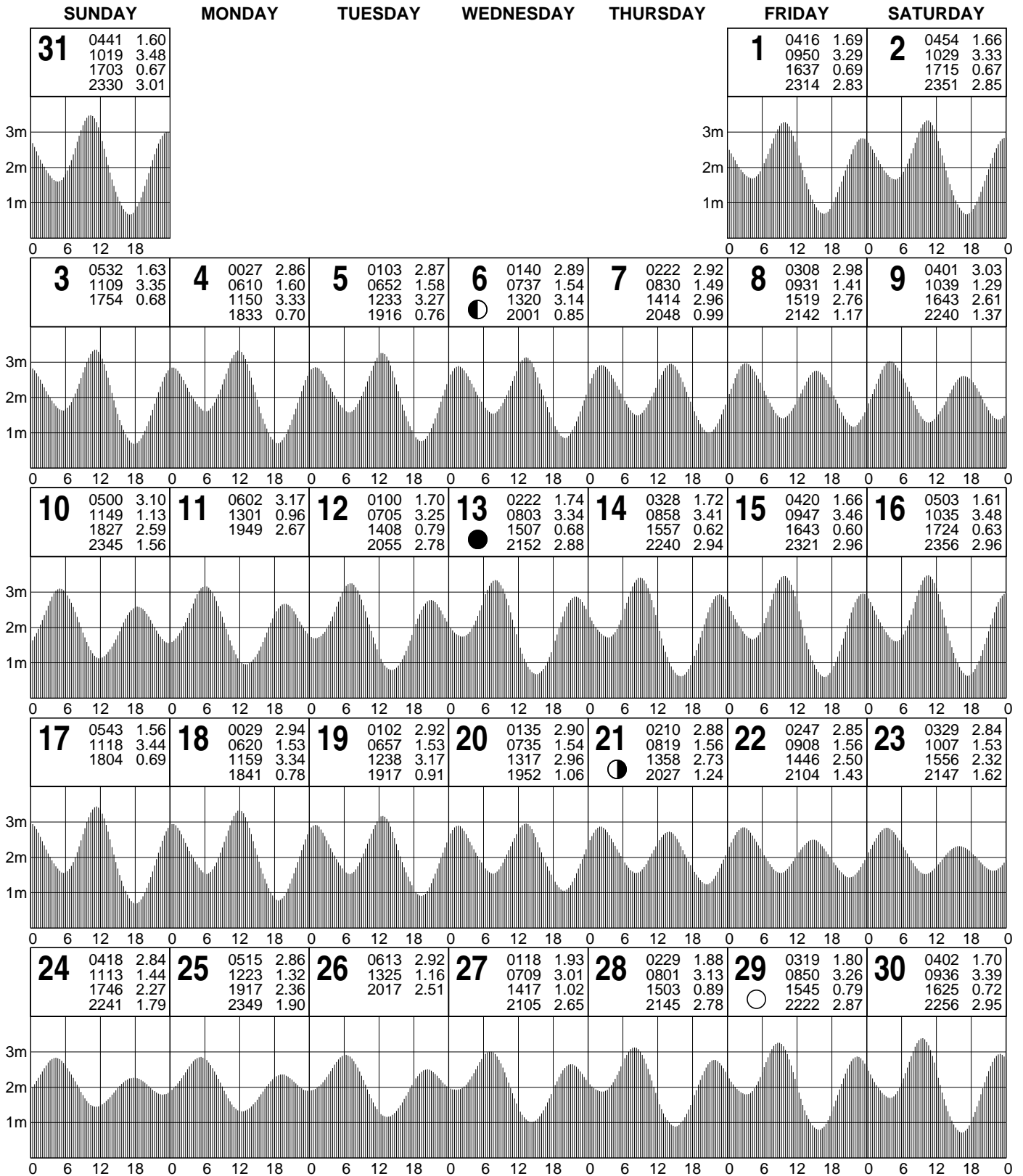


TIDE PREDICTIONS FOR MELVILLE BAY - GOVE HARBOUR

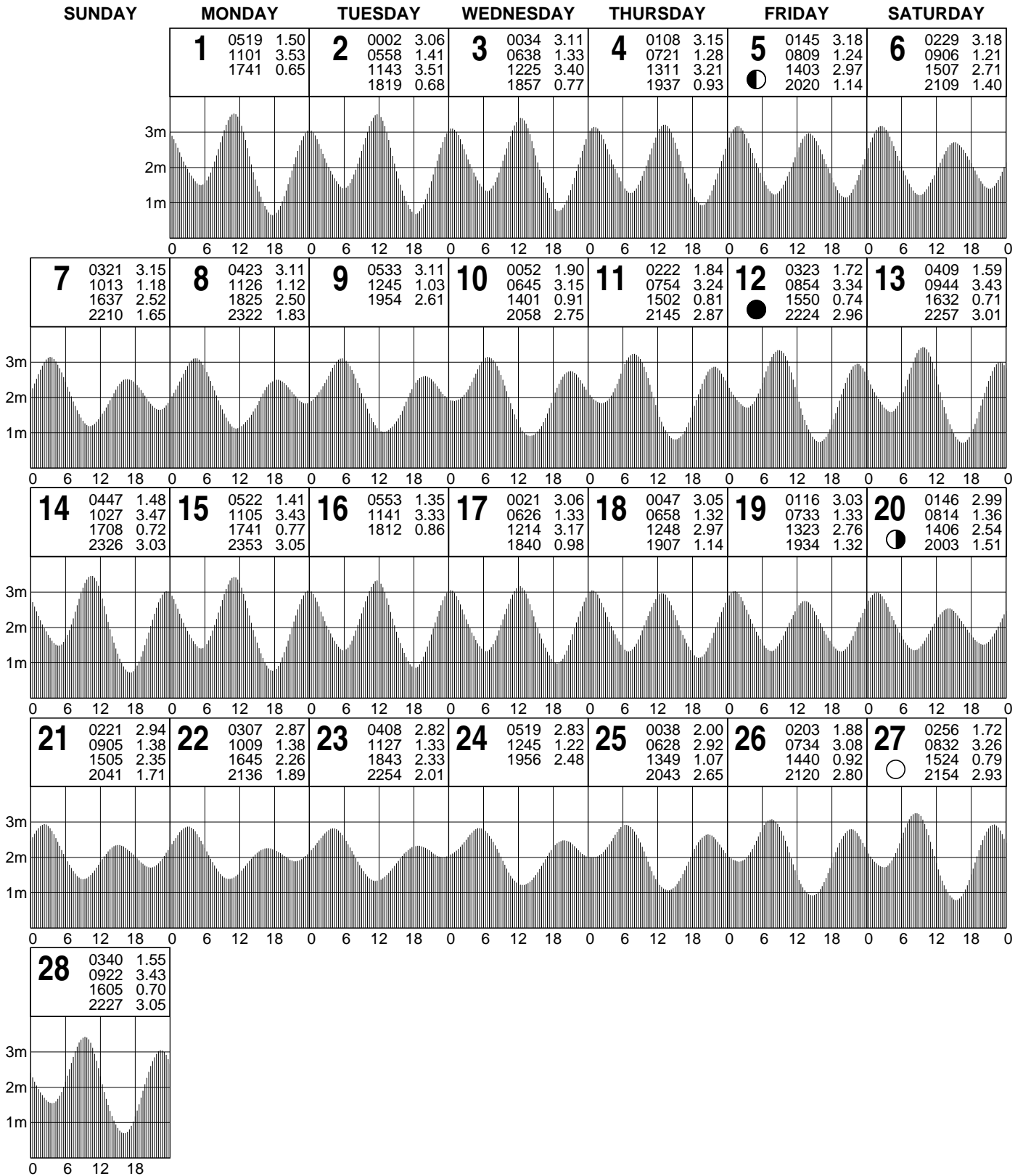
JANUARY - 2021 AUSTRALIAN CENTRAL STANDARD TIME



© Copyright: Commonwealth of Australia 2020, Bureau of Meteorology
 Disclaimer: These tide predictions are supplied in good faith and believed to be correct.
 No warranty is given in respect to errors, omissions, or suitability for any purpose.

TIDE PREDICTIONS FOR MELVILLE BAY - GOVE HARBOUR

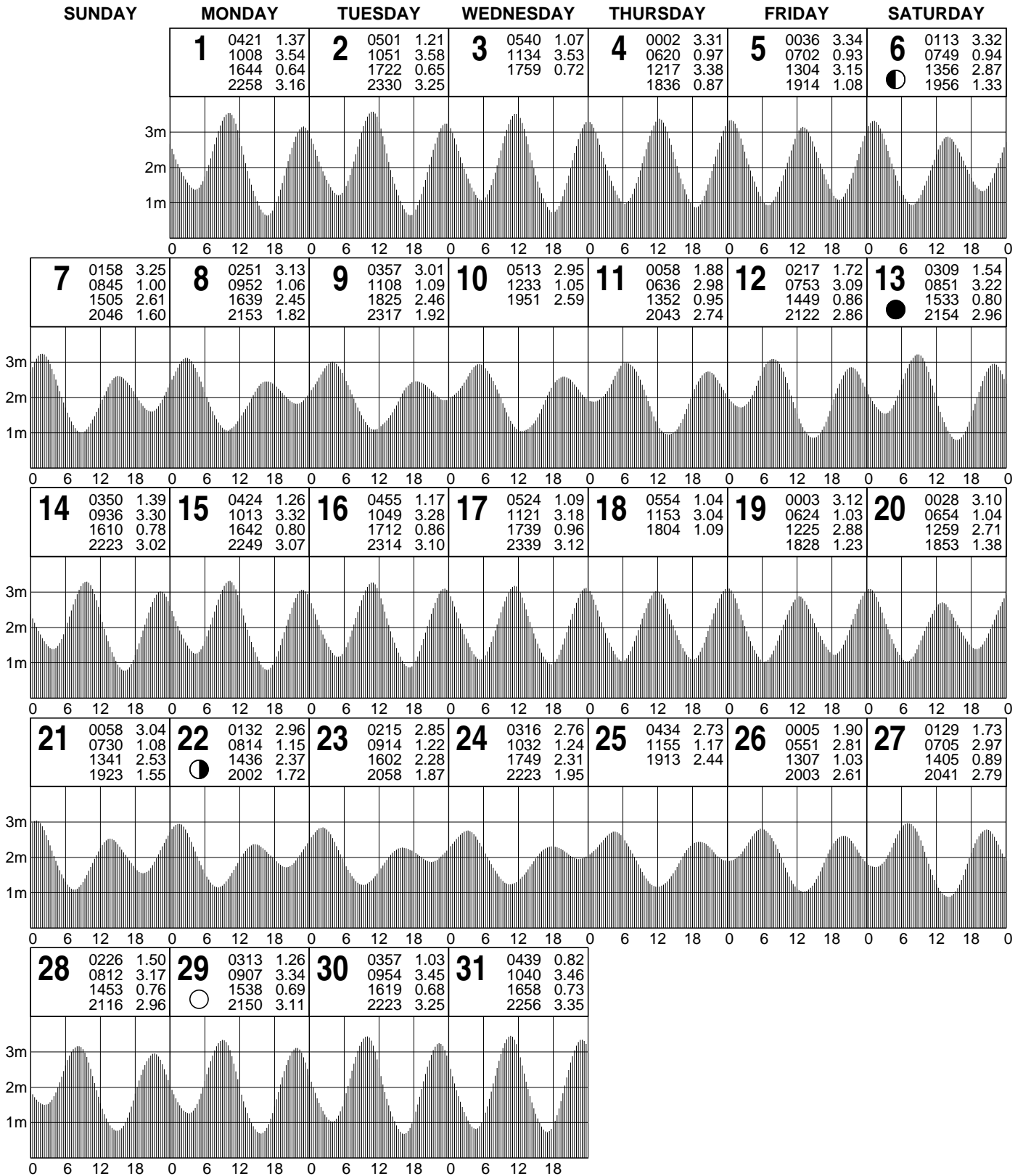
FEBRUARY - 2021 AUSTRALIAN CENTRAL STANDARD TIME



© Copyright: Commonwealth of Australia 2020, Bureau of Meteorology
Disclaimer: These tide predictions are supplied in good faith and believed to be correct.
 No warranty is given in respect to errors, omissions, or suitability for any purpose.

TIDE PREDICTIONS FOR MELVILLE BAY - GOVE HARBOUR

MARCH - 2021 AUSTRALIAN CENTRAL STANDARD TIME



© Copyright: Commonwealth of Australia 2020, Bureau of Meteorology

Disclaimer: These tide predictions are supplied in good faith and believed to be correct.

No warranty is given in respect to errors, omissions, or suitability for any purpose.

TIDE PREDICTIONS FOR MELVILLE BAY - GOVE HARBOUR

APRIL - 2021 AUSTRALIAN CENTRAL STANDARD TIME

SUNDAY

MONDAY

TUESDAY

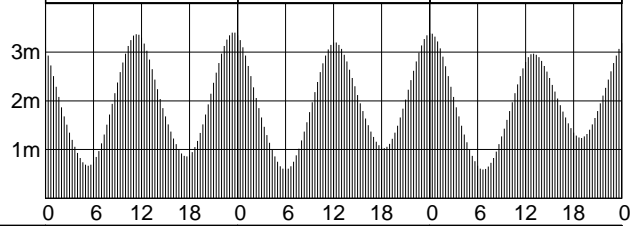
WEDNESDAY

THURSDAY

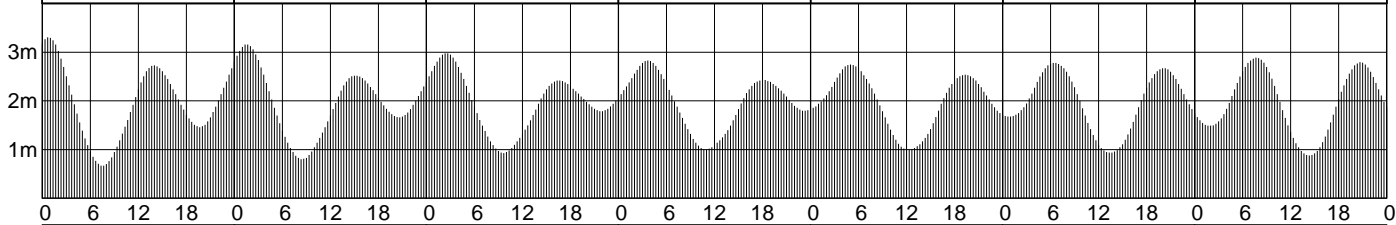
FRIDAY

SATURDAY

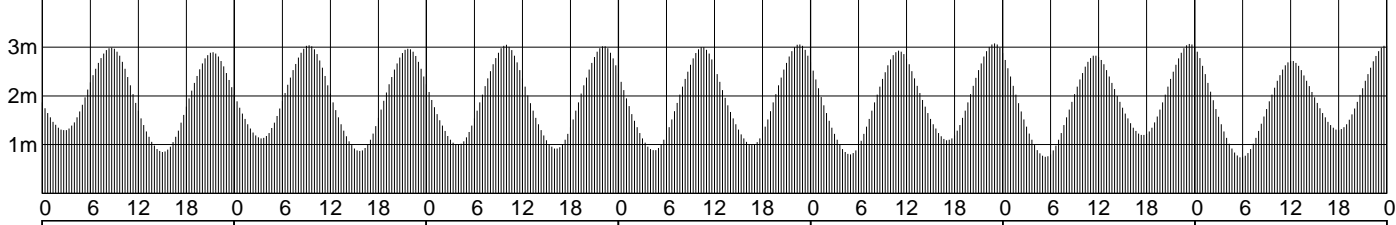
1	0520	0.67
	1124	3.38
	1737	0.86
	2330	3.41
2	0600	0.59
	1210	3.20
	1816	1.03
3	0007	3.39
	0643	0.59
	1259	2.98
	1856	1.24



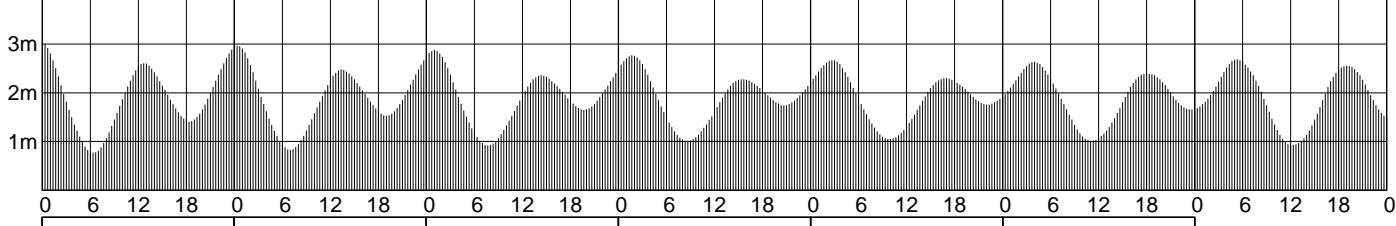
4 ☾	0047	3.31	5	0134	3.17	6	0230	2.99	7	0340	2.83	8	0500	2.75	9	0048	1.67	10	0157	1.49
	0731	0.67		0828	0.80		0937	0.93		1052	1.00		1213	1.00		0628	2.78		0745	2.89
	1356	2.73		1507	2.52		1633	2.42		1802	2.43		1920	2.54		1327	0.94		1421	0.88
	1940	1.46		2037	1.66		2151	1.79		2317	1.80					2009	2.68		2046	2.80



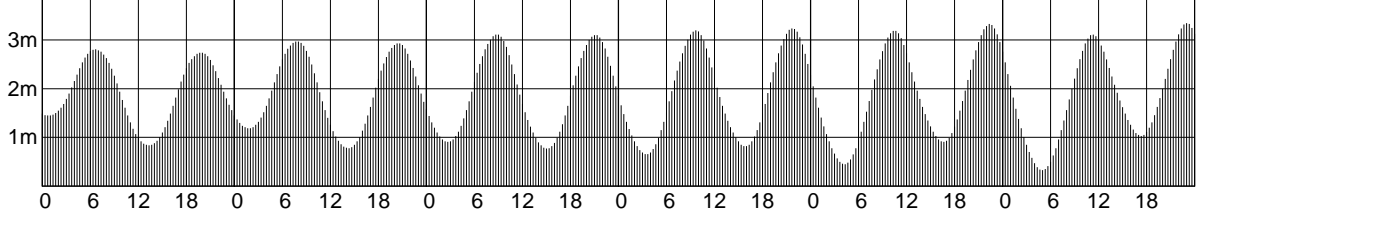
11	0245	1.30	12 ●	0323	1.13	13	0356	1.00	14	0426	0.89	15	0455	0.80	16	0523	0.75	17	0552	0.74
	0838	2.99		0919	3.04		0956	3.05		1030	3.00		1102	2.93		1134	2.84		1207	2.73
	1504	0.85		1540	0.86		1612	0.92		1642	0.99		1708	1.09		1733	1.20		1759	1.30
	2117	2.90		2144	2.97		2209	3.03		2234	3.06		2258	3.08		2324	3.07		2353	3.04



18	0623	0.77	19	0024	2.97	20 ☾	0101	2.88	21	0145	2.77	22	0244	2.67	23	0359	2.64	24	0516	2.69
	1243	2.61		0658	0.83		0741	0.92		0838	1.01		0950	1.05		1106	1.01		1214	0.93
	1827	1.41		1325	2.48		1419	2.36		1531	2.29		1650	2.30		1806	2.40		1906	2.56
				1901	1.53		1943	1.65		2043	1.74		2204	1.76		2330	1.66			



25	0046	1.45	26	0149	1.19	27 ☽	0242	0.91	28	0330	0.65	29	0415	0.45	30	0458	0.33
	0636	2.81		0751	2.97		0850	3.12		0941	3.20		1029	3.20		1116	3.11
	1317	0.84		1413	0.78		1505	0.77		1552	0.82		1636	0.91		1719	1.03
	1951	2.74		2031	2.94		2109	3.11		2146	3.24		2223	3.33		2302	3.35



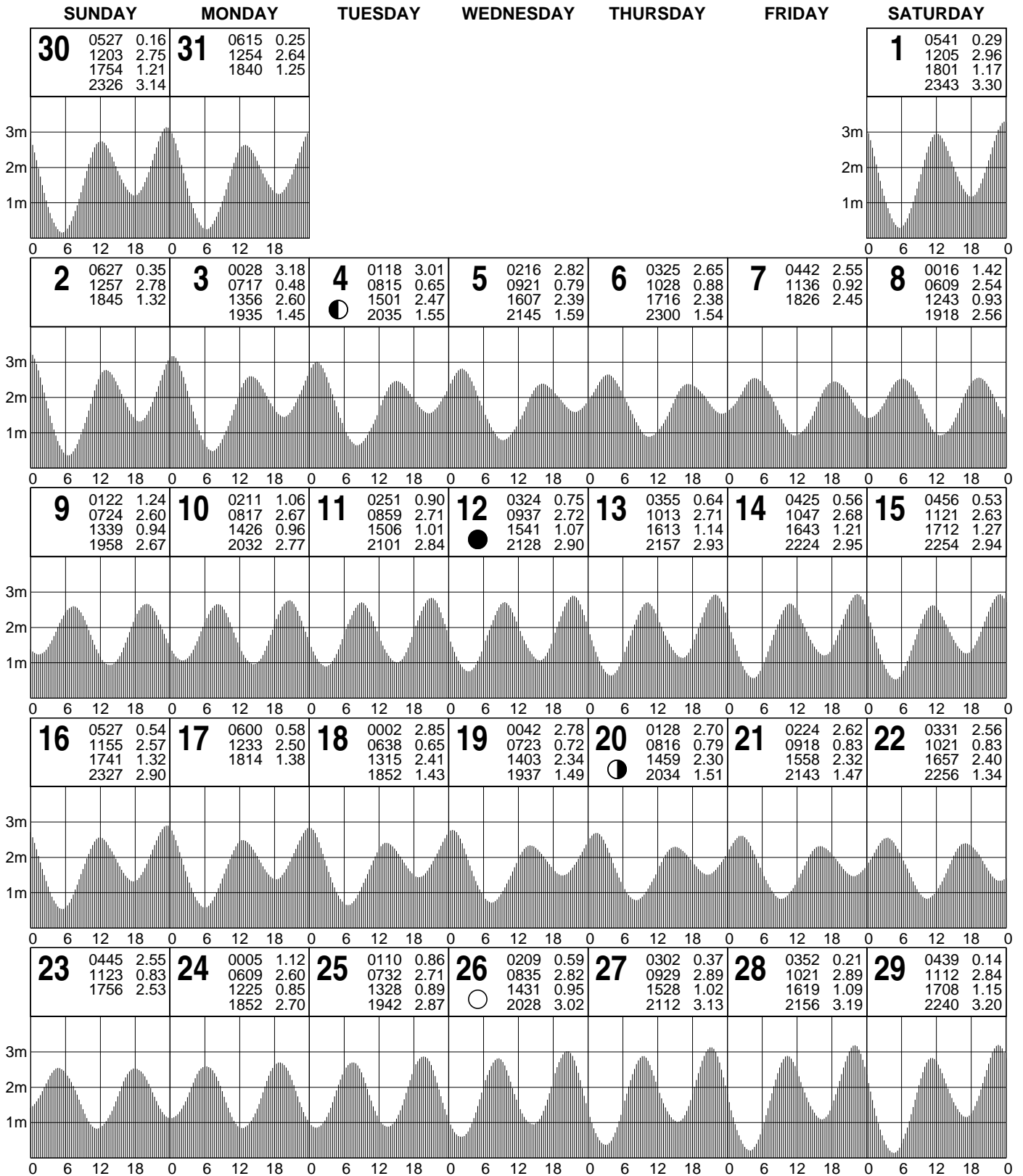
© Copyright: Commonwealth of Australia 2020, Bureau of Meteorology

Disclaimer: These tide predictions are supplied in good faith and believed to be correct.

No warranty is given in respect to errors, omissions, or suitability for any purpose.

TIDE PREDICTIONS FOR MELVILLE BAY - GOVE HARBOUR

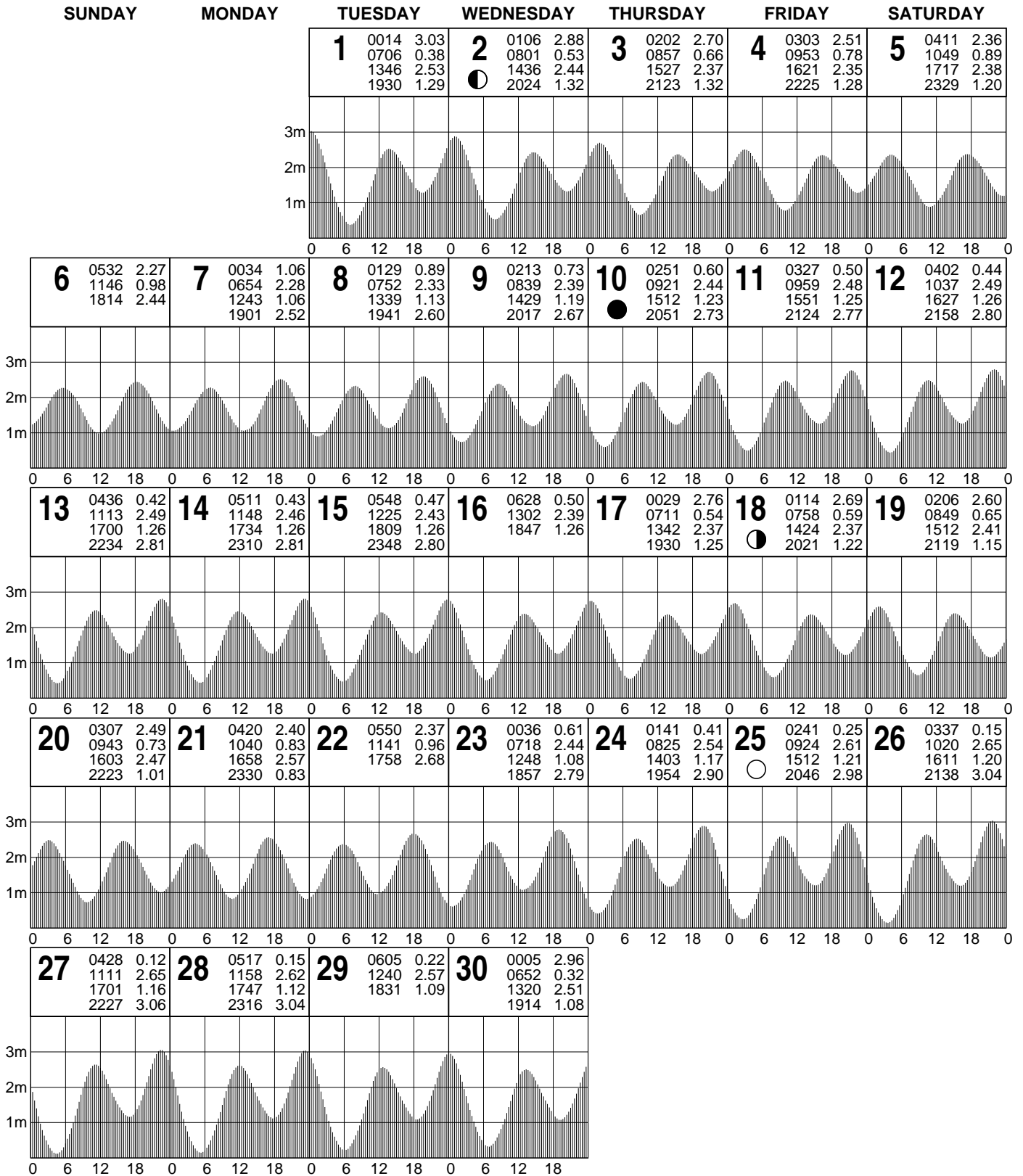
MAY - 2021 AUSTRALIAN CENTRAL STANDARD TIME



© Copyright: Commonwealth of Australia 2020, Bureau of Meteorology
 Disclaimer: These tide predictions are supplied in good faith and believed to be correct.
 No warranty is given in respect to errors, omissions, or suitability for any purpose.

TIDE PREDICTIONS FOR MELVILLE BAY - GOVE HARBOUR

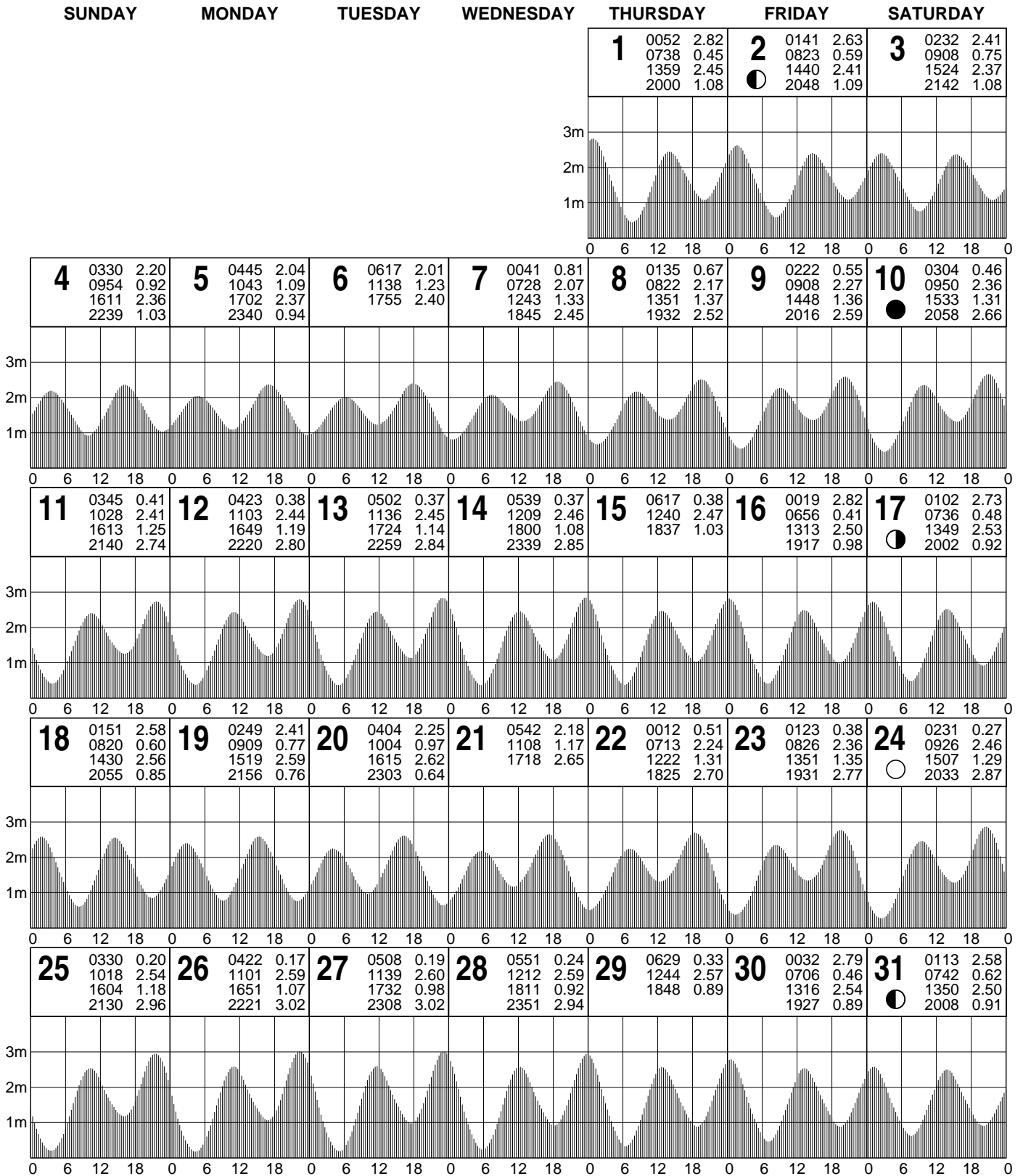
JUNE - 2021 AUSTRALIAN CENTRAL STANDARD TIME



© Copyright: Commonwealth of Australia 2020, Bureau of Meteorology
Disclaimer: These tide predictions are supplied in good faith and believed to be correct.
 No warranty is given in respect to errors, omissions, or suitability for any purpose.

TIDE PREDICTIONS FOR MELVILLE BAY - GOVE HARBOUR

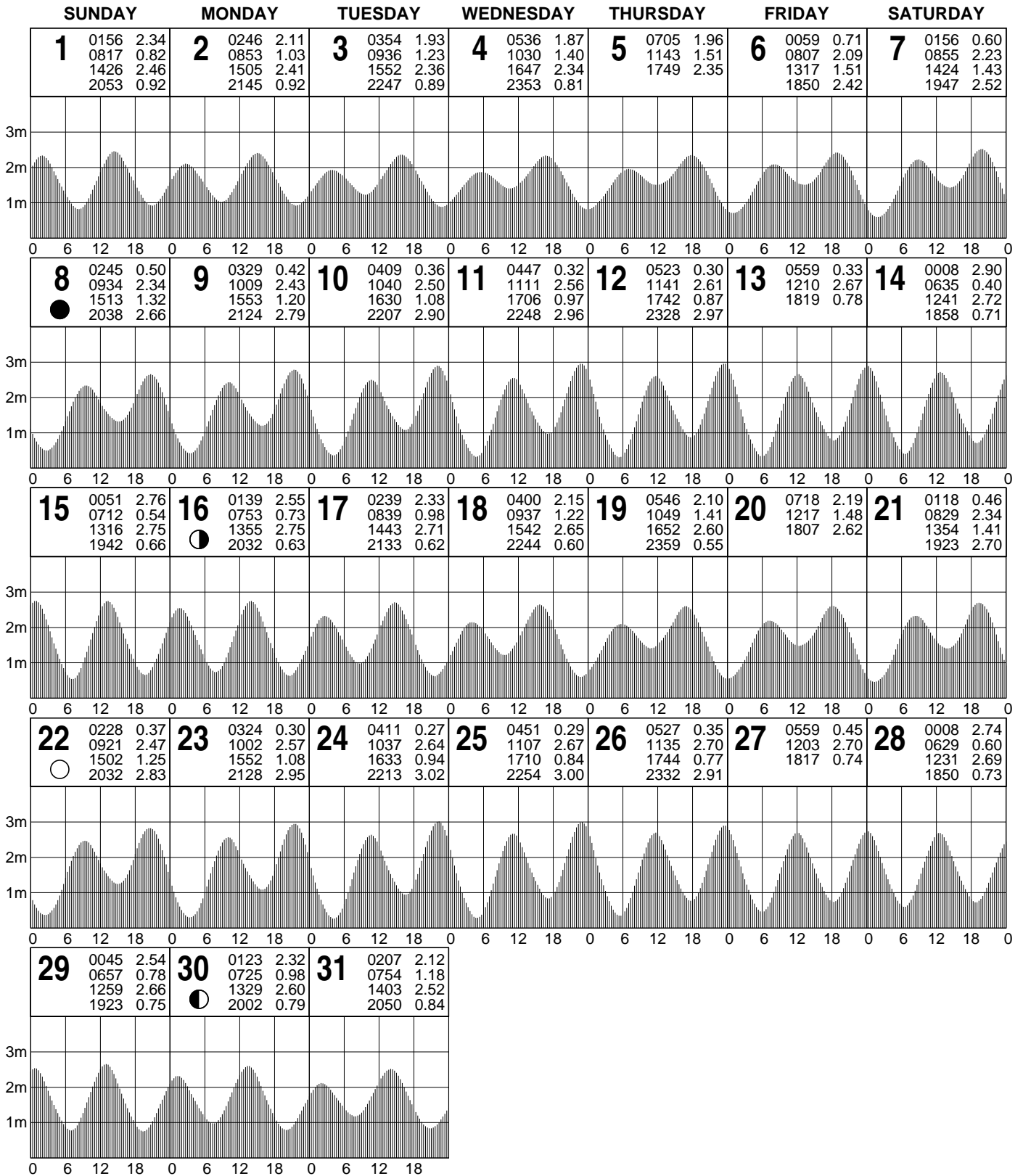
JULY - 2021 AUSTRALIAN CENTRAL STANDARD TIME



© Copyright: Commonwealth of Australia 2020, Bureau of Meteorology
 Disclaimer: These tide predictions are supplied in good faith and believed to be correct.
 No warranty is given in respect to errors, omissions, or suitability for any purpose.

TIDE PREDICTIONS FOR MELVILLE BAY - GOVE HARBOUR

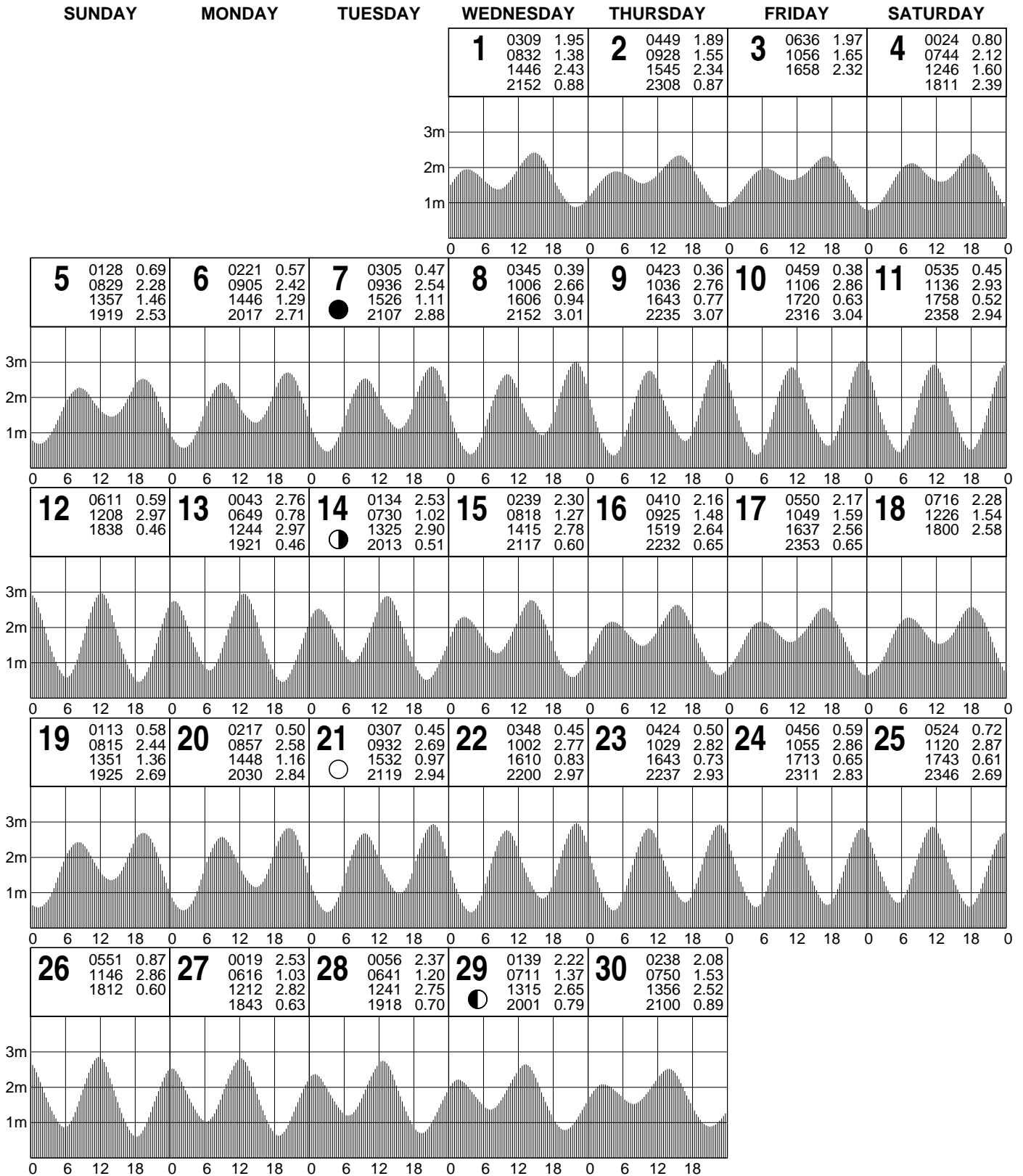
AUGUST - 2021 AUSTRALIAN CENTRAL STANDARD TIME



© Copyright: Commonwealth of Australia 2020, Bureau of Meteorology
 Disclaimer: These tide predictions are supplied in good faith and believed to be correct.
 No warranty is given in respect to errors, omissions, or suitability for any purpose.

TIDE PREDICTIONS FOR MELVILLE BAY - GOVE HARBOUR

SEPTEMBER - 2021 AUSTRALIAN CENTRAL STANDARD TIME



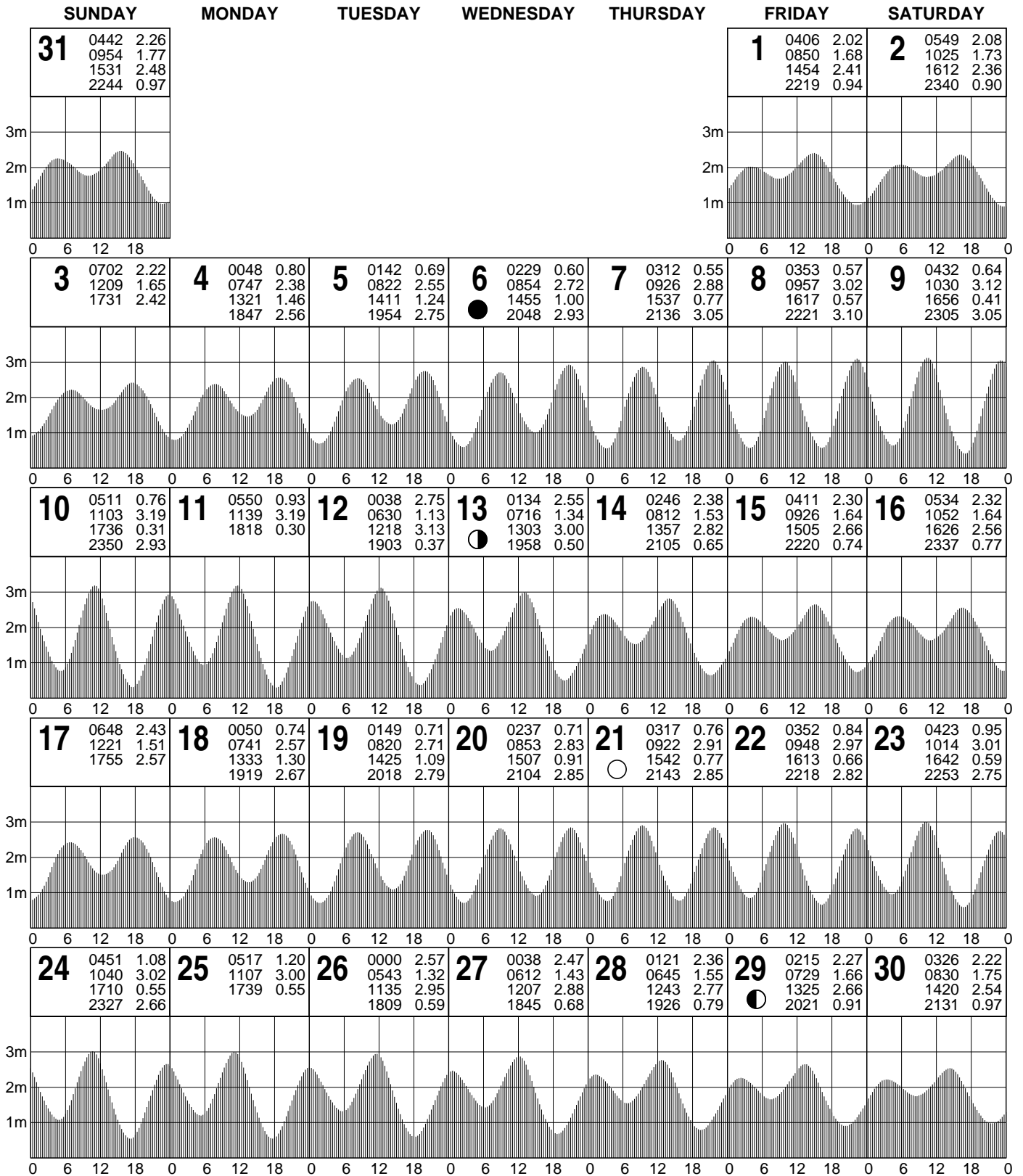
© Copyright: Commonwealth of Australia 2020, Bureau of Meteorology

Disclaimer: These tide predictions are supplied in good faith and believed to be correct.

No warranty is given in respect to errors, omissions, or suitability for any purpose.

TIDE PREDICTIONS FOR MELVILLE BAY - GOVE HARBOUR

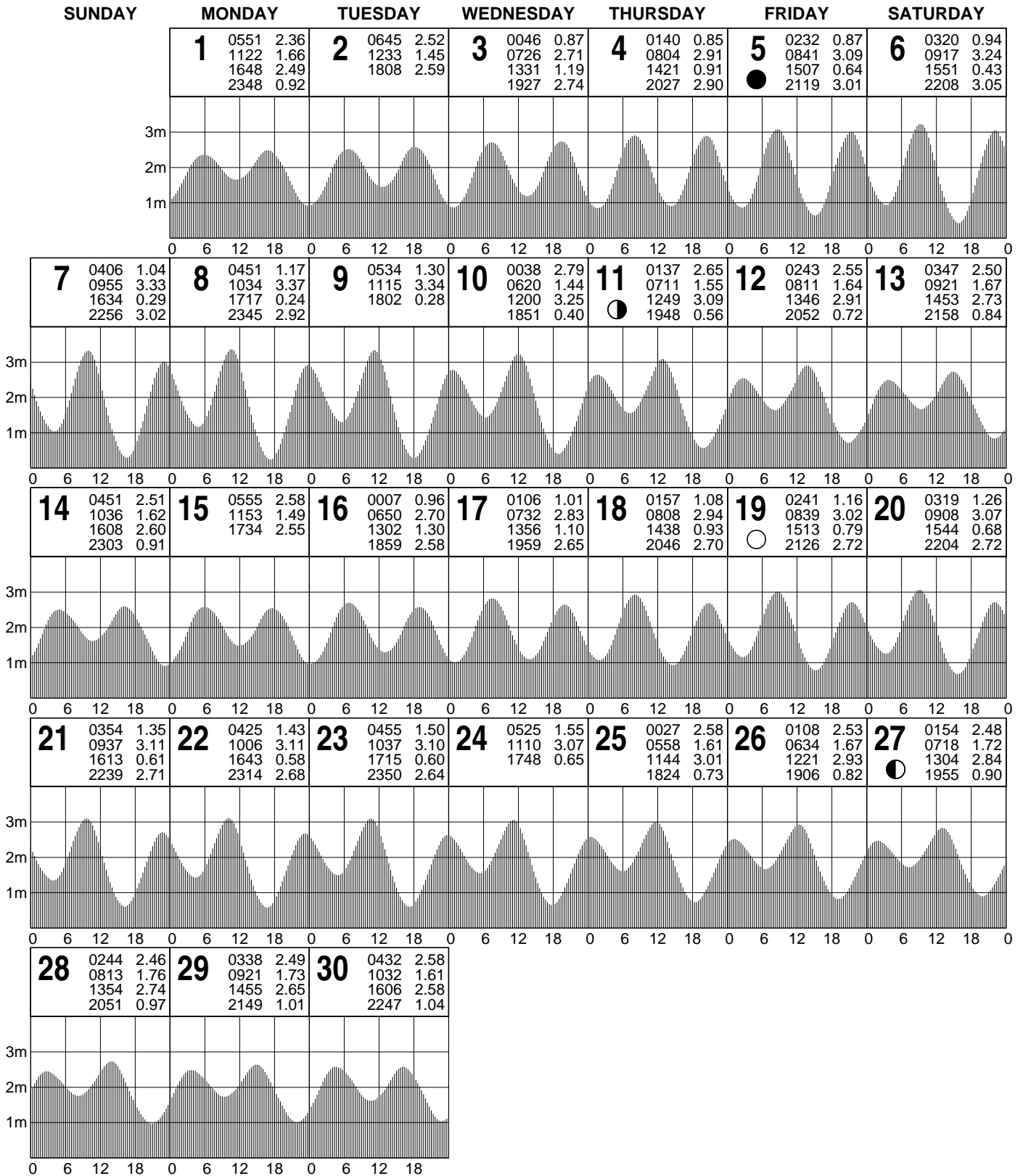
OCTOBER - 2021 AUSTRALIAN CENTRAL STANDARD TIME



© Copyright: Commonwealth of Australia 2020, Bureau of Meteorology
 Disclaimer: These tide predictions are supplied in good faith and believed to be correct.
 No warranty is given in respect to errors, omissions, or suitability for any purpose.

TIDE PREDICTIONS FOR MELVILLE BAY - GOVE HARBOUR

NOVEMBER - 2021 AUSTRALIAN CENTRAL STANDARD TIME



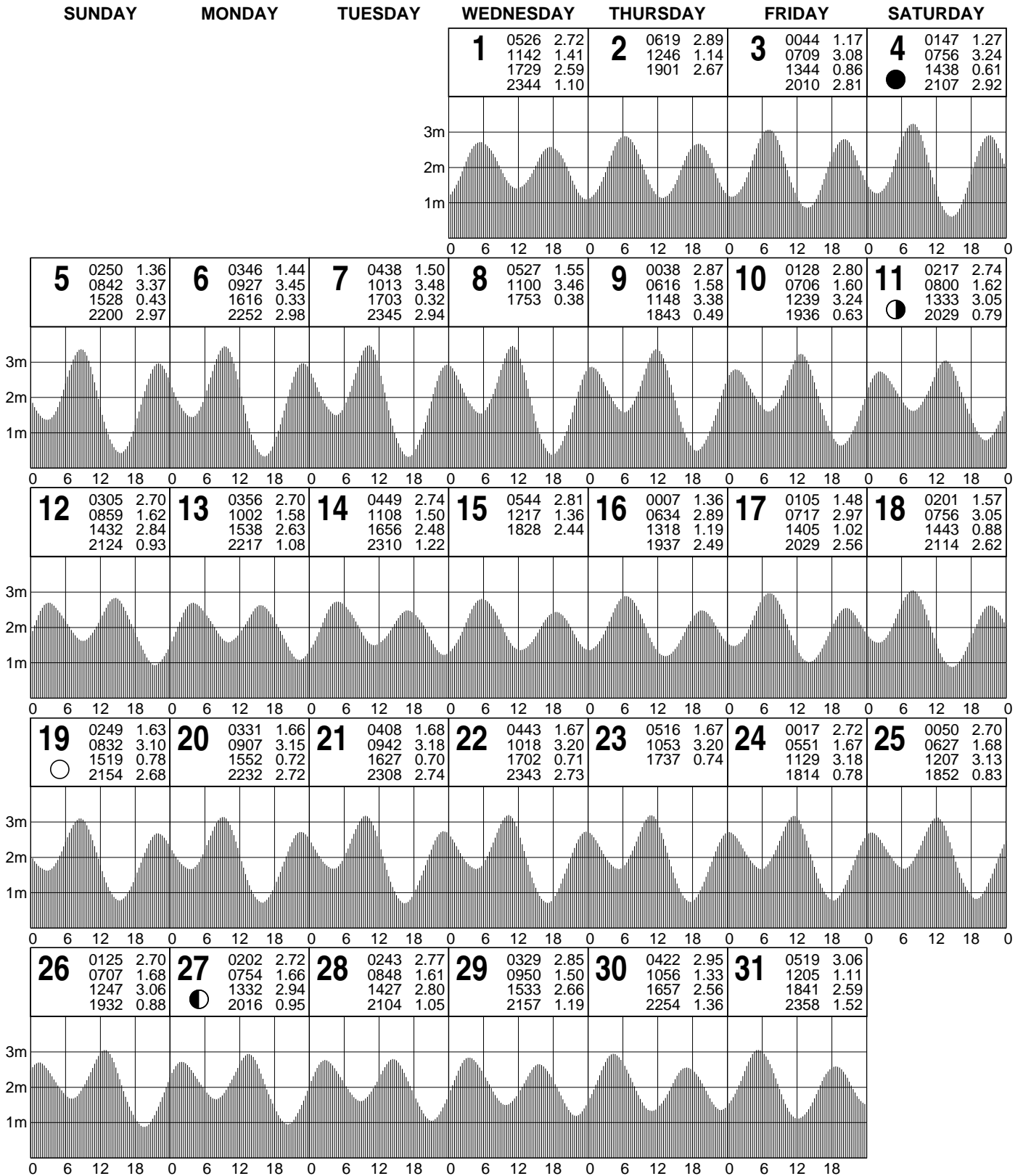
© Copyright: Commonwealth of Australia 2020, Bureau of Meteorology

Disclaimer: These tide predictions are supplied in good faith and believed to be correct.

No warranty is given in respect to errors, omissions, or suitability for any purpose.

TIDE PREDICTIONS FOR MELVILLE BAY - GOVE HARBOUR

DECEMBER - 2021 AUSTRALIAN CENTRAL STANDARD TIME



© Copyright: Commonwealth of Australia 2020, Bureau of Meteorology
 Disclaimer: These tide predictions are supplied in good faith and believed to be correct.
 No warranty is given in respect to errors, omissions, or suitability for any purpose.