

Taxi In-service maintenance standards

June 2025



Document title	Taxi In-service maintenance standards
Contact details	Department of Logistics and Infrastructure Passenger Transport Division Commercial Passenger Vehicles
Approved by	Registrar of Motor Vehicles Director of Commercial Passenger (Road) Transport
Date approved	June 2025
Document review	Annually
TRM number	2023/3074-0010~0001

Version	Date	Author	Changes made
1.0	June 2019	Passenger Transport	Remove – A current CVL label is to be affixed on the front windscreen, passenger side, bottom corner and must be fitted outside of any glazing tint band. The fitted label is to be located so that any information on the label can be easily viewed by a person standing outside of the vehicle.
1.1	July 2019	Passenger Transport	Minor wording corrections.
1.2	November 2022	Passenger Transport	Add information regarding vehicle age limit extensions and information in relation to internal cosmetic standards as recommended in the 2021 CPV Review. Amend roadworthy definition and updated licence to carry diagram.
1.3	May 2023	Passenger Transport	Update vehicle age limit to 13 years and remove vehicle age limit extension guidelines.
1.4	December 2024	Sarah Reese	MOG changes.
1.5	June 2025	Sarah Reese	Amend a discrepancy in Braille sizes on page 11.

Acronyms	Full form

Contents

1. Introduction.....	4
2. Definitions.....	5
3. Vehicle type.....	6
4. Vehicle age requirements.....	7
5. Inspection requirements.....	7
6. Equipment.....	7
7. Exterior	11
8. Interior	13
9. Luggage compartment	14
10. Accessories and modifications.....	14
11. Advertising	15
12. Trailers.....	15
13. Multiple purpose taxis	16
14. Taxi roof light to be covered when not operating.....	18
15. Substitute taxis.....	18

1. Introduction

The principal purpose of this document is to advise the Commercial Passenger Vehicle (CPV) industry the minimum standards for taxis that form part of the conditions of licence. These conditions are applicable to taxis when being assessed for first registration as a taxi and to taxis that are already in-service.

This document has been approved for the purposes of Section 20 (6) of the *Commercial Passenger (Road) Transport Act 1991* and section 9 (2) of the Commercial Passenger (Miscellaneous) Regulations 1992 and may be cited as the approved standard and the specified minimum maintenance requirements for taxis. Relevant sections of the Northern Territory legislation include:

- *Commercial Passenger (Road) Transport Act 1991*
Section 20 (6) It is a condition of a taxi licence that the taxi endorsed on the licence is used as a taxi and is maintained to the approved standard.
- Commercial Passenger (Miscellaneous) Regulations 1992
Regulation 9 (2) If the Registrar of Motor Vehicles specifies minimum maintenance that is to be carried out on a commercial passenger vehicle, the operator of the vehicle must ensure that maintenance is carried out on the vehicle in accordance with that specified.

This document is intended for use by the Director, the Registrar, taxi operators, taxi drivers, taxi networks, Inspectors and Authorised Inspectors.

Please note all CPV industry participants being either a driver, operator, or network, must be aware of the regulator's expectations and what it considers to be fit and proper. For further information refer to *Information Bulletin CPV03 - Fit and Proper Assessments and Disqualifying Offences for the CPV Industry* which can be found on the Department of Logistics and Infrastructures' webpage, www.nt.gov.au/driving/industry.

Taxis operating in the NT must ensure they continue to comply with these standards at all times. Taxis must also be serviced and maintained in line with the vehicle manufacturer's recommended periodic maintenance schedule and comply with all applicable Australian Design Rules (ADRs) and roadworthy standards.

Any item that is fitted in compliance with these standards shall be deemed to have written approval unless otherwise written or instructed by the Director.

These standards are intended to ensure taxis provide a safe transport option to the public. However, where necessary, and in consideration to public and industry expectations, the Director may exempt in writing, a vehicle or class of vehicles from the requirement to meet part or parts of these standards, and an Inspector may exempt in writing, a particular vehicle from the requirement to meet part or parts of these standards. Where an exemption is granted by an Inspector, it should not exceed a continuous period of three months.

Cindy-Lee McDonald
Registrar of Motor Vehicles
Director of Commercial Passenger (Road) Transport

2. Definitions

Act (the) means the [Commercial Passenger \(Road\) Transport Act 1991](#).

ADR means the [Australian Design Rules](#) for road vehicles.

Advertising / Advertisement means any advertisement, statement or representation of any kind displayed on or in a taxi, such as lettering, maps, plans, drawings, or pictorial images and includes bumper stickers.

ARR means the Australian Road Rules as contained under the [Traffic Regulations 1992](#).

Approved means approved in writing by the Director.

Australian Standards means documents that are published by the Standards Australia organisation which set out specifications and procedures.

Authorised Inspector means a person appointed under the *Motor Vehicles Act 1949* and approved by the Director to carry out inspections on a class or classes of commercial passenger vehicles.

CP(R)T Act means the *Commercial Passenger (Road) Transport Act 1991*.

Child Restraint Anchorage (CRA) means a Child Restraint Anchorage that meets the applicable requirements of the latest version of the Australian Design Rules (ADR 34).

Commercial Vehicle Licence (CVL) means a licence to operate a commercial passenger vehicle which has been issued by the Director under the relevant section of the *Commercial Passenger (Road) Transport Act 1991*.

Decal means a sticker or design transfer (whether decorative or otherwise), which can be attached to the vehicle either directly or via magnetic backing.

Director means the Director of Commercial Passenger (Road) Transport appointed under Section 5(1) of the *Commercial Passenger (Road) Transport Act 1991*.

Dispatcher System means any electronic system used by an approved communications and dispatch network for voice or data communications with a vehicle but does not include a mobile phone.

Emergency Spare Wheel / Tyre Assembly means a wheel and tyre assembly principally used for emergency situations (e.g. after puncture) and which has a reduced speed and load rating. They are generally designed and constructed to reduce the vehicle's allocated storage area needed for the spare wheel and may also be referred to as a "space saver" wheel.

GVM means the manufacturer's Gross Vehicle Mass (maximum combined weight of a vehicle and its load). The value is usually located on the vehicle's compliance plate and / or in the operator's manual.

In-service means a motor vehicle that is registered under the [Motor Vehicles Act 1949](#) and is endorsed against a licence that is granted or renewed under the *Commercial Passenger (Road) Transport Act 1991*.

Inspector means a person appointed or declared as such under section 64 of the *Commercial Passenger (Road) Transport Act 1991* and includes the Director.

Licensed Carrying Capacity means the number of passengers an individual taxi is approved to carry and does not include the driver.

Luggage means any container for a person's belongings or any individual item.

Multiple Purpose Taxi (MPT) means a taxi which has been modified or constructed for the carriage of persons travelling in a wheelchair, and which has been approved for use as an MPT. An MPT must have a minimum licenced carrying capacity of four passengers in addition to a passenger seated in a wheelchair.

Modified means any modification, change or alteration to a vehicle from the original manufactured condition.

MVR means the Northern Territory Motor Vehicle Registry.

NT means the Northern Territory of Australia.

Onboard System has the same meaning as defined in Part 4A of the Taxis Regulations 1992.

Operate in relation to a commercial passenger vehicle means to drive or use, or to cause or employ another person to drive or use, a vehicle to carry passengers for hire or reward, other than only in the capacity of an employee or volunteer.

Operator means the holder of a CVL under which a vehicle is being operated.

Registrar means the Registrar of Motor Vehicles and has the same meaning as that defined in the *Motor Vehicles Act 1949*.

Regulations means any regulations made under the *Commercial Passenger (Road) Transport Act 1991* that are applicable to operating taxis for hire or reward in the Northern Territory of Australia.

Roadworthy means a standard determined by the Registrar of Motor Vehicles for a vehicle to be registered as outlined in the "*Northern Territory Inspection Manual for Light Vehicles*" and the "*National Heavy Vehicle Inspection Manual*" as applicable.

Sedan for the purpose of these standards means a closed automobile having four doors and two rows of seating.

Substitute Taxi has the same meaning as defined under the *Commercial Passenger (Road) Transport Act 1991*.

Taxi has the same meaning as defined in the *Commercial Passenger (Road) Transport Act 1991*.

Taxi Area means a taxi area as gazetted under Part 4 of the *Commercial Passenger (Road) Transport Act 1991*.

Taximeter means a mechanical, electrical, or electronic instrument approved by the Registrar of Motor Vehicles which records and displays information about taxi fares and hiring charges.

Tyre Placard means a plate (or decal) affixed to the vehicle by the manufacturer and which provides specifications / dimensions of the wheels and tyres which may be fitted to the vehicle.

3. Vehicle type

The vehicle must meet the intent of all relevant ADRs and the below standards.

Description	Requirement for taxi
All Taxis (including MPTs)	
1. Passenger seating capacity (does not include Driver)	4 to 15 passengers
2. Entry door step height from ground (may include access steps)	Maximum 410 mm

3. ELR lap-sash belt on outboard seat. (ELR = Emergency Locking Retractor)	All
4. Aisle width (for van type vehicles)	Min 300 mm

For safety reasons, including not limiting access to vehicles who are less mobile, passengers must:

- be able to use a fitted child restraint anchorage point; and
- be able to enter a vehicle easily. This means the entry height of the vehicle measured from the ground is to not exceed 410 mm. Where it does, an access step will be required to meet this requirement ensuring it does not create a protrusion hazard; and
- be able to access the vehicle's seating positions through the side doors (i.e. not through rear opening doors unless modified for wheelchair use); and
- have seating positions either forward facing or rear facing, i.e. no side facing seats allowed.

4. Vehicle age requirements

The default maximum age limit for all in-service standard taxis, MPTs and substitute taxis is 13 years.

Vehicle age is determined as being from the date of vehicle manufacture as indicated on the vehicle's original Compliance Plate, or as registered with the [Register of Approved Vehicles](#) (RAV).

5. Inspection requirements

All in-service taxis must be inspected at intervals as determined by the Director which is currently once per year. Current inspection requirements are contained within *Vehicle Inspectors Bulletin No 19*, unless otherwise specified in a vehicle's CVL.

The *Vehicle Inspectors Bulletin No 19* can be accessed through the Department of Logistics and Infrastructures' webpage via the following link: nt.gov.au/driving/industry/vehicle-inspector-bulletins

6. Equipment

All equipment that is required to be fitted to a taxi must be fitted in accordance with these standards, the manufacturer's recommended installation requirements and any applicable road law.

Equipment must not be located in a position that is likely to cause an injury as a result of an accident and must be maintained in a serviceable condition at all times. Equipment must also be secured to withstand a force equivalent to 20 times its mass.

The display of information and the correct functioning of equipment assists with protecting the drivers and public and provides important information to all persons including persons living with disabilities.

A person must not fit any device or make any modification to the vehicle, or a component used in or fitted to a vehicle which alters the correct functioning of the vehicle or any vehicle component.

Installations must not degrade the energy absorption requirements of instrument panels designed to comply with ADR requirements. This includes:

- Controls must be accessible to the driver when seated in the normal driving position and must not be located within the passengers' seating area where they, or their operation, may cause annoyance to passengers. Particular consideration is needed in vehicles with provision for centre front seat passengers.
- Installations must not protrude past the rearmost edge of the dashboard and must not be located in a position that is likely to cause injury as a result of an accident.
- Installations must not involve removal of impact protection materials or the cutting of instrument panel structural members and must not interfere with or replace interior ventilation (heating or cooling) ducting or vents.
- Dispatchers must be mounted as high as is reasonably possible to minimise eye diversion when driving and should be mounted ahead of and to the right side of the steering column, provided the unit does not protrude into the driver's field of view or extend past the edge of the dashboard.

Where a mandated item is of an electrical or electronic nature, it must be wired directly into the vehicle's electrical system (hard-wired) so that a person cannot easily prevent the item from functioning as originally intended, e.g. the installation of an on / off switch or an easily accessible wiring connector or fuse is not permitted.

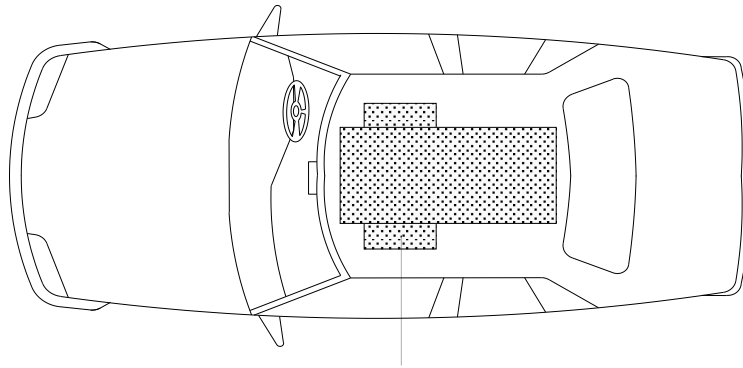
All electrical wiring and repairs should be conducted by a suitably qualified person. Persons carrying out the fitment, modification and repair of onboard systems or taximeters must first be approved by the Director.

All taxis must be fitted with the following equipment:

- 6.1. An approved taximeter that complies with the Taxis Regulations 1992 and has been certified within the previous 12 months. The taximeter must be securely mounted in a position to allow a clear view for any passenger seat in the vehicle.
- 6.2. A taxi roof sign that complies the below standards.
 - 6.2.1. The taxi roof sign must be centrally mounted on the forward part of the roof, refer **Diagram 1**. An advertisement type taxi sign may centrally span the length of the roof so long as it is mounted as far forward as practicable.
 - 6.2.2. The word "TAXI" must be clearly displayed to the front of the taxi roof sign so that it can be readily viewed from the front of the vehicle.
 - 6.2.3. The taxi roof sign must be capable of being illuminated by at least one lamp enclosed within the sign which when illuminated shows white light only to the front of the vehicle and is clearly visible at a distance of 20 meters in clear daylight conditions.
 - 6.2.4. The taxi roof sign shall only be capable of being illuminated when the vehicle is not engaged on a hiring (i.e. when the taximeter is in the disengaged position and the taxi is carrying no passengers).
 - 6.2.5. The taxi roof sign must have a pair of amber tariff lights mounted symmetrically on either side of the dome. When illuminated the lights must be clearly visible at a distance of 20 meters in clear daylight conditions from the front and rear of the vehicle. The tariff lights must only be illuminated as follows:
 - 6.2.5.1. Both lights must be illuminated when the taximeter is operating on tariff one (1); and

- 6.2.5.2. Driver side light only must be illuminated when the taximeter is operating on tariff two (2); and
- 6.2.5.3. Passenger side light only must be illuminated when the taximeter is operating on tariffs 3 or 4 (3 or 4).

Diagram 1 – Taxi Roof Sign



Area where taxi roof sign (taxi dome) is to be fitted



- 6.3. An approved onboard system (security camera system) that complies with the Taxis Regulations 1992, the requirements of the *Northern Territory Taxi and Minibus Security Camera Operational Requirements in Relation to Onboard Systems*, and which has been certified within the previous 12 months.
- 6.4. An approved onboard system sign containing privacy information (refer **Diagram 2** for an example) which is fitted to the outside of each passenger entry door of the taxi in a conspicuous place so that any potential passenger can readily see the sign and be aware that they may be under surveillance when in or near the taxi.

Diagram 2 – Onboard Camera System Sign



- 6.5. An approved onboard system sign containing privacy information (refer **Diagram 3**) which is fitted to the inside of the taxi in a conspicuous place so that any passenger in the vehicle can readily see the sign and be aware that they may be under surveillance when in the Taxi.

Diagram 3 – Privacy and freedom of information sign

- 6.6. A decal clearly identifying the taxi registration number which is affixed in a conspicuous position inside the vehicle. This decal must be clearly visible from all passenger seating positions – to fulfil this requirement a second plate may be fitted. The decal (or decals) is to have white lettering on a black background with lettering at least 15 mm high.
- 6.7. A device to hold and display a driver's identification card (CPV ID Card) which is located in a conspicuous position and securely fitted. The device must be constructed and positioned so that a person sitting in any vehicle seating position is afforded a clear and unobstructed view of an ID Card when correctly held in the device.
- 6.8. A decal indicating the vehicle's licensed passenger carrying capacity which is affixed in a conspicuous position inside the vehicle, and which is clearly visible from all passenger seating positions. The sign is to have white lettering on a black background with characters at least 15 mm high and is to display the following information:

Licensed to carry ____ passengers

- 6.9. A current tariff label which is affixed to the inside of the vehicle in a conspicuous position to afford a clear view of the label by a person seated in any vehicle seating position. Where a single label cannot be seen by everyone, an operator must affix additional tariff labels to the vehicle until the requirement is met. The tariff label (or labels) must be applicable to the taxi type and the taxi area that the vehicle is licensed to operate in.
- 6.10. A taxi must have a fire extinguisher fitted which has been certified within the past 12 months, is fully charged, and meets the requirements of Australian Standard AS 2444. It shall be securely mounted and not be a hazard or cause annoyance to vehicle occupants. It must be easily accessible and must not be obscured. A fire extinguisher located in the boot area in accordance with this standard is acceptable.
- 6.11. All fitted tyres must conform to the tyre placard affixed to the vehicle and must be maintained in a roadworthy condition. Retread tyres are acceptable for use, however if fitted, must comply with the speed and load rating of the vehicle's tyre placard.

Vehicles must be fitted with a suitably inflated spare wheel/tyre assembly and wheel changing equipment as originally supplied with the vehicle from new by the vehicle manufacturer (or to equivalent specifications). Spare wheel/tyre assemblies and wheel changing equipment must be in a serviceable condition as originally designed by the manufacturer and be easily accessible in the event

of a vehicle tyre becoming deflated or unserviceable. The spare wheel/tyre assembly including any tools and equipment must be correctly located, secured, and covered in line with the vehicle manufacturer's original design or component requirements.

If a spare wheel/tyre assembly is relocated as a result of an approved vehicle modification (such as the fitting of an LPG system), the wheel must be adequately secured.

Where a new vehicle was sold onto the Australian market without a spare wheel/tyre assembly, the alternate device or system fitted to the vehicle by the manufacturer for managing tyre deflations must be maintained and serviceable; e.g. tyre inflation kit or "run flat" tyres. Any spare wheel/tyre assembly and wheel changing or inflating equipment must be secured in the vehicle as originally intended by the manufacturer.

NOTE: Emergency spare wheel/tyre assemblies (space savers) and deflated "run flat" tyres cannot generally be used when operating the vehicle for hire or reward. An exception to this is where the vehicle's primary wheel/tyre assembly has deflated (e.g. punctured) during a journey involving passengers and the emergency spare wheel/tyre assembly (space saver) is needed to complete that journey; or the operator of the vehicle relies on the "run flat" tyre feature to complete the journey. In any event the driver must comply with applicable speed and distance ratings for that tyre and must not accept any new hiring until the vehicle's primary wheel/tyre assembly has been repaired and refitted to the vehicle. An emergency spare wheel/tyre assembly (space saver) is defined as being different in size and construction than the vehicle's primary wheel assembly and which is restricted in maximum speed and/or travel distance. Run flat tyres are tyres designed to allow continued vehicle operation upon becoming deflated (e.g. puncture), however have maximum speed and travel distance restrictions.

6.12. A taxi must be fitted with a minimum of one child restraint anchorage point.

6.13. If there is a national safety recall on any equipment, accessory, vehicle etc, it must be fixed as soon as possible.

7. Exterior

Operators and drivers of taxis should ensure that each vehicle is maintained to a high standard in keeping with public and industry expectations of a reliable, free of body damage and clean transport service. Well maintained and presented vehicles promote community confidence in the industry.

The display of information assists in protecting potential passengers from unlawful operations and also provides important information to individuals, including persons living with disabilities.

7.1. Braille decals of an approved type which displays the registration number of the taxi (refer Diagram 4), must be displayed on each passenger vehicle entry point, and fitted in accordance with the requirements specified in these standards:

Size:	Width – 100 millimetres Height – 40 millimetres
Colour:	White background with black letters and numbers with Braille
Text:	Height – 1500 millimetres
Locations:	Placement of the Braille decals should be as close as possible to 2.5 centimetres in front of each pivoted door handle (refer the yellow circles in Diagram 5), and

underneath and forward of centre for sliding doors (refer orange circle in Diagram 5).

Diagram 4 – Braille Label

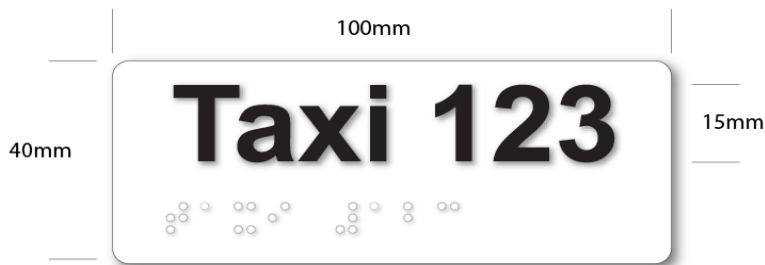
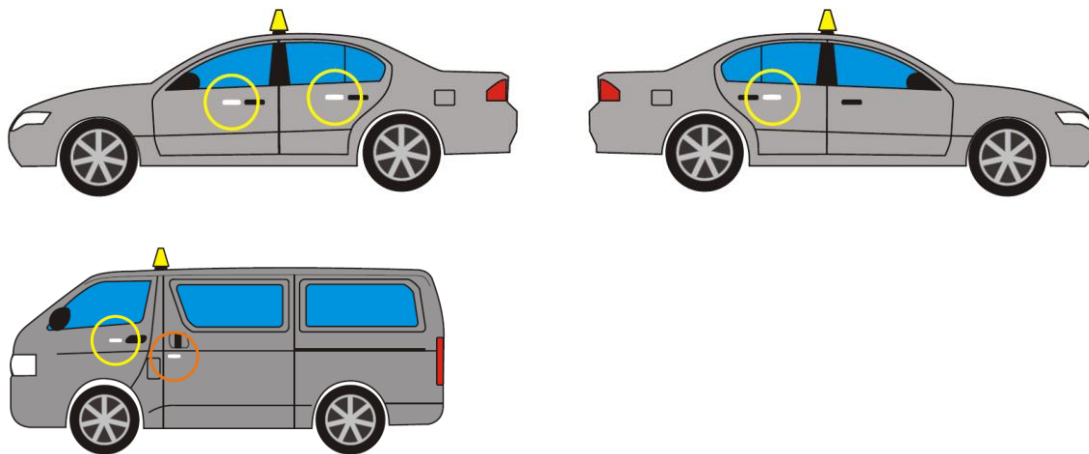


Diagram 5 – Braille Label Locations



- 7.2. A taxi may be fitted with a prepaid taxi fare decal of an approved type (refer Diagram 6). If fitted, the decal must only be affixed to the vehicle's bonnet (or to the front of the vehicle where there is no bonnet). The decal is to display the below wording and meet the following specifications (and example template below).

Wording: First Line: Prepaid Fares
 Second Line: Fridays & Saturdays 10pm - 5am

Size: Width – 52 centimetres
 Height – 17 centimetres

Colour: Blue text on white background

Diagram 6 – Prepaid Taxi Fares Sign

- 7.3. Any applied window tint film must have a minimum visible light transmittance (VLT) of 35% measured in combination with the glazing and must not be scratched, bubbled, peeling, or deteriorated in any way.
- 7.4. All fitted tyres must conform to the tyre placard affixed to the vehicle and must be maintained in a roadworthy condition. Retread tyres are acceptable for use, however if fitted, must comply with the speed and load rating of the tyre placard.

Emergency spare wheel / tyre assemblies cannot generally be used when operating. An exception to this is where the vehicle's primary wheel / tyre assembly has deflated (e.g. punctured) during a journey involving passengers and the emergency spare wheel assembly is needed to complete that journey. In any event the driver must not accept any new hiring until the vehicle's primary wheel / tyre assembly has been repaired and refitted to the vehicle. An emergency spare wheel / tyre assembly is defined as being different in size and construction than the vehicle's primary wheel assembly.

8. Interior

Taxis are to be maintained in a safe and reliable condition that does not present a risk of injury to a driver, passenger, or other road user. Operators and drivers of taxis should ensure that each vehicle is maintained to a high standard and in keeping with public and industry expectations of a reliable, clean, and hygienic transport service.

- 8.1. All seating positions shall be adjacent to a door or accessible via an aisle.
- 8.2. All seating including head rests must provide adequate support as originally intended.
- 8.3. All interior lighting (dome and courtesy lights) must be operational as originally designed. The fitment of interior novelty lighting or the carriage of ornaments in the vehicle is prohibited (e.g. on the dash, interior mirror, rear parcel shelf etc).
- 8.4. All taxis must have a factory fitted air conditioning system installed in the vehicle. The air conditioning, heating and ventilation system must operate as originally designed and deliver sufficient quantities of cool or warm air to maintain acceptable cabin temperatures for passenger comfort.
- 8.5. Any vehicle equipped with factory fitted airbag safety devices is to be free of stickers or any decal plates which may affect operation of the airbags. The vehicle must not be modified in a way, including the fitment of an accessory, which affects any vehicle safety feature or the correct functioning of a vehicle component.

- 8.6. All interior painted surfaces must be consistent in colour and lustre, with no significant scratching or wear.
- 8.7. Interior cabin space of the vehicle must be maintained in a clean and tidy condition, free of rubbish, loose objects, and odours.
- 8.8. Any standard factory fitted items, such as arm rests and air conditioning vents, should be fitted and in sound condition.
- 8.9. All seats (including the drivers seat), with particular reference to seat cushions (the part a person sits on), must provide adequate support as originally designed.
- 8.10. Seat cushions and seat covers (if fitted) must be free of rips and tears.

9. Luggage compartment

- 9.1. The luggage compartment such as the boot lid or door seal must be correctly secured, aligned and not be damaged so that it prevents the ingress of exhaust fumes and dust.
- 9.2. The spare wheel assembly, tools and equipment must be correctly located, secured, and covered in line with the vehicle manufacturer's requirements. If a spare wheel is relocated as a result of an approved vehicle modification such as the fitting of an LPG system or a lift / hoist mechanism for wheelchair access, the wheel must be adequately secured.
- 9.3. All station wagon vehicles must be fitted with a cargo barrier that meets the requirements of Australian Standard AS/NZS 4034 or a later standard. The barrier installation must at all times comply with the manufacturer's requirements.

10. Accessories and modifications

- 10.1. Tow bars, bull bars, driving lights, non-safety related, or any other vehicle accessory / option must not be fitted unless approved in writing by the Director.
- 10.2. Any accessory fitted must be maintained in a sound condition and must meet the manufacturer's installation requirements and be secured to withstand a force equivalent to 20 times its mass.
- 10.3. Aftermarket audio visual displays may be fitted to the interior of the vehicle provided:
 - 10.3.1. the player or screen does not interfere directly or indirectly with any other vehicle system, the driver's view of the road, or the passengers' view of required information;
 - 10.3.2. no video display screen is in the view of the driver when the vehicle is in motion (this does not apply if screens display only geographic or vehicle data);
 - 10.3.3. no video is displayed unless at the request of a passenger or hirer;
 - 10.3.4. the player has an on / off switch and a volume control which are clearly identified and accessible to the passenger for controlling these functions;
 - 10.3.5. the video only displays material which is suitable for passengers of all ages;

10.3.6. any video or audio content complies with all relevant legislative requirements that apply to the content of material being viewed; and

10.3.7. the installation complies with the requirements of the ADRs and ARRs.

10.4. Where fitted, an electronic payment processing device (e.g. EFTPOS terminal) must be located in a position that is not likely to cause an injury as a result of an accident.

11. Advertising

Advertising on taxis is permitted.

11.1. Any mounted display units, if fitted, must be mounted centrally on the boot or roof, have no sharp edges or protrusions, be of sound construction, be secured to withstand a horizontal force equivalent to 20 times its mass and must not obscure the centre high mount brake light.

11.2. Advertisements displayed must be static and must not be reflective (e.g. must not be mirror like in appearance).

11.3. The Director may direct an operator to remove any advertising that is in compliance with these standards, if in the opinion of the Director, the advertising is not in keeping with public or industry expectations or the intent of these standards. It is a condition of the Commercial Vehicle Licence (CVL) that operators obey any direction to remove advertising if the Director Commercial Passenger (Road) Transport forms the opinion that the advertising is not consistent with public or industry expectations.

11.4. Restrictions on Alcohol Advertising

11.4.1. Advertising of take away outlets is not permitted.

11.4.2. Advertising specific alcohol products, or alcohol related promotions such as “drink specials” is not permitted.

11.4.3. Advertising of licenced venues such as restaurants, pubs and clubs is permitted, however the advertising should not draw attention to or glamorise alcohol or excessive drinking.

Operators will be directed to remove any advertising which contravenes the above rules. Operators who fail to obey such a direction risk prosecution for breach of operator licence condition, and suspension/cancellation of licence.

For further information on alcohol advertisement on commercial passenger vehicles, refer to Information Bulletin [CPV27 – Restrictions on Alcohol Advertising on Commercial Passenger Vehicles](#).

12. Trailers

12.1. A taxi is not permitted to tow a trailer without the written approval from the Director. Any application from an operator to tow a trailer must be made in writing to the Director.

12.2. When considering an application to tow a trailer, the Director may consider the intended operation of a vehicle, the intent of the vehicle category and public and industry expectations.

13. Multiple purpose taxis

All Multiple Purpose Taxis (MPTs) must be fitted with the following equipment in addition to all other relevant requirements for a standard taxi. This additional equipment must be maintained in a serviceable condition and at all times comply with the manufacturers or approved installation requirements. All registered MPTs must comply with the specifications set out below.

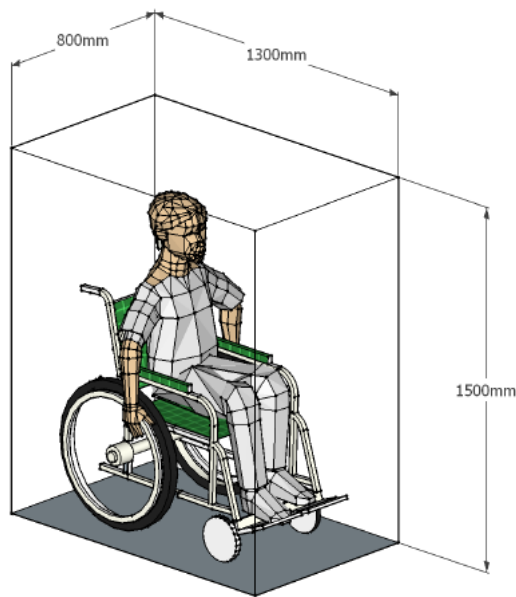
Description	Requirement for taxi
All Taxis (including MPTs)	
1. Passenger seating capacity (does not include Driver)	4 to 15 passengers
2. Entry door step height from ground (may include access steps)	Maximum 410 mm
3. ELR lap-sash belt on outboard seat. (ELR = Emergency Locking Retractor)	All
Multiple Purpose Taxis – wheelchair space	
4. Minimum allocated wheelchair space of (to be measured as a prism, refer Diagram 7):	Length - 1300 mm Width - 800 mm Height - 1500 mm
5. Minimum door access for wheelchair entry points	Height - 1500 mm Width - 800 mm
6. Wheelchair access ramp gradient at least	1 in 6
7. Non-removable wheelchair access ramp or hoist mechanism (no removable/portable ramps to be used)	Yes

A vehicle will only be approved as an MPT on acceptance of the modifications by the Director.

13.1. A second plate or decal indicating the taxi registration number must be affixed in a conspicuous position inside the vehicle, which is clearly visible to passengers seated in any wheelchair position. The plate or decal dimensions must comply with the requirements as set out in section 7 of these standards.

13.2. The wheelchair occupant allocated clear space (refer Diagram 7) must comply with the requirements outlined in the Commonwealth Disability Standards for Accessible Public Transport 2002 (as amended).

Diagram 7 – Wheelchair space allocation



- 13.3. The MPT must have a wheelchair hoist or lift mechanism that has been manufactured and installed to comply with the requirements of the Australian / New Zealand Standard (Hoist and ramps for people with disabilities – vehicle mounted) which is current at the time of first registration as an MPT, or a later standard.
- 13.4. The international symbol for accessibility (refer Diagram 8) must be clearly visible at each vehicle access point and on the front of the vehicle. The symbols must comply with AS1428.1 clause 14.2 and 14.3.

Diagram 8 – International Symbol for Accessibility



- 13.5. An MPT must continue to comply with the Australian Standards and all other conditions under which the Director originally approved the vehicle. As a minimum, all vehicles registered in the NT after 1 November 2009 must be fitted with a wheelchair and occupant restraint system which complies with AS/NZS 10542.1:2009 (Technical systems and aids for disabled or handicapped persons – Wheelchair tiedown and occupant-restraint systems – Requirements and test methods for all systems). Systems must be installed in accordance with the manufacturer's specifications and guidelines.

13.6. Signage indicating the correct method of use for the vehicle's wheelchair restraint system must be displayed in a conspicuous position inside the vehicle. This signage must be clearly visible to persons involved with securing passengers in wheelchairs and must comply with the relevant Australian Standard in force at the time of first registration as an MPT, or a later Standard.

13.7. Any modifications that effect the vehicle's compliance to ADRs will require:

13.7.1. For Factory new vehicles: A second stage manufacturer's approval and the fitting of a second stage compliance plate to the vehicle.

13.7.2. For In-service vehicles: Engineering certification describing all the vehicle modifications and affected ADRs, and contain detail of how continued compliance with all applicable ADRs is maintained.

13.8. Any modifications to vehicles must not restrict or obstruct any person from using entry and exit doors and emergency exits must be capable of being opened or operated from both the inside and outside of the vehicle.

13.9. Any additional or modified seats and / or seat belts must be fitted and certified as complying with applicable ADRs and National Codes of Practice. Any folding seats must continue to operate as originally designed.

Any vehicle components modified as a result of the vehicle's conversion to an MPT must still comply with the intent of all relevant ADRs. This includes an ADR-compliant Child Restraint Anchorage point.

14. Taxi roof light to be covered when not operating

14.1. When a standard taxi, MPT or substitute taxi is not operating for hire or reward (i.e. when it is not under hire or available for hire), the taxi roof sign must be covered from view.

For the purposes of this requirement, where a taxi is on a public road or place and does not have the roof light covered, it is considered operating for hire or reward and must comply with these standards, the Act and relevant regulations.

15. Substitute taxis

15.1. A substitute taxi must meet all requirements of the taxi being substituted.

15.2. A substitute taxi must display the registration number of the taxi being substituted. The taxi number is to be displayed so that it covers the word "SUB" on the registration plate fitted to the rear of the substitute taxi. Refer to the examples below in Diagram 9.

Diagram 9 – Substitute Taxi Registration Plates

Substitute Taxi number plate



Taxi Identifier Plate (half plate)



All taxis are issued with one taxi identifier plate that will be displayed on the substitute taxi when substituting for that taxi.

The taxi identifier plate will be securely attached to the rear number plate and located over the word 'SUB' on the substitute number plate (refer Diagram 10).

Diagram 10 - Example on the use of a Substitute Taxi Registration Plate

