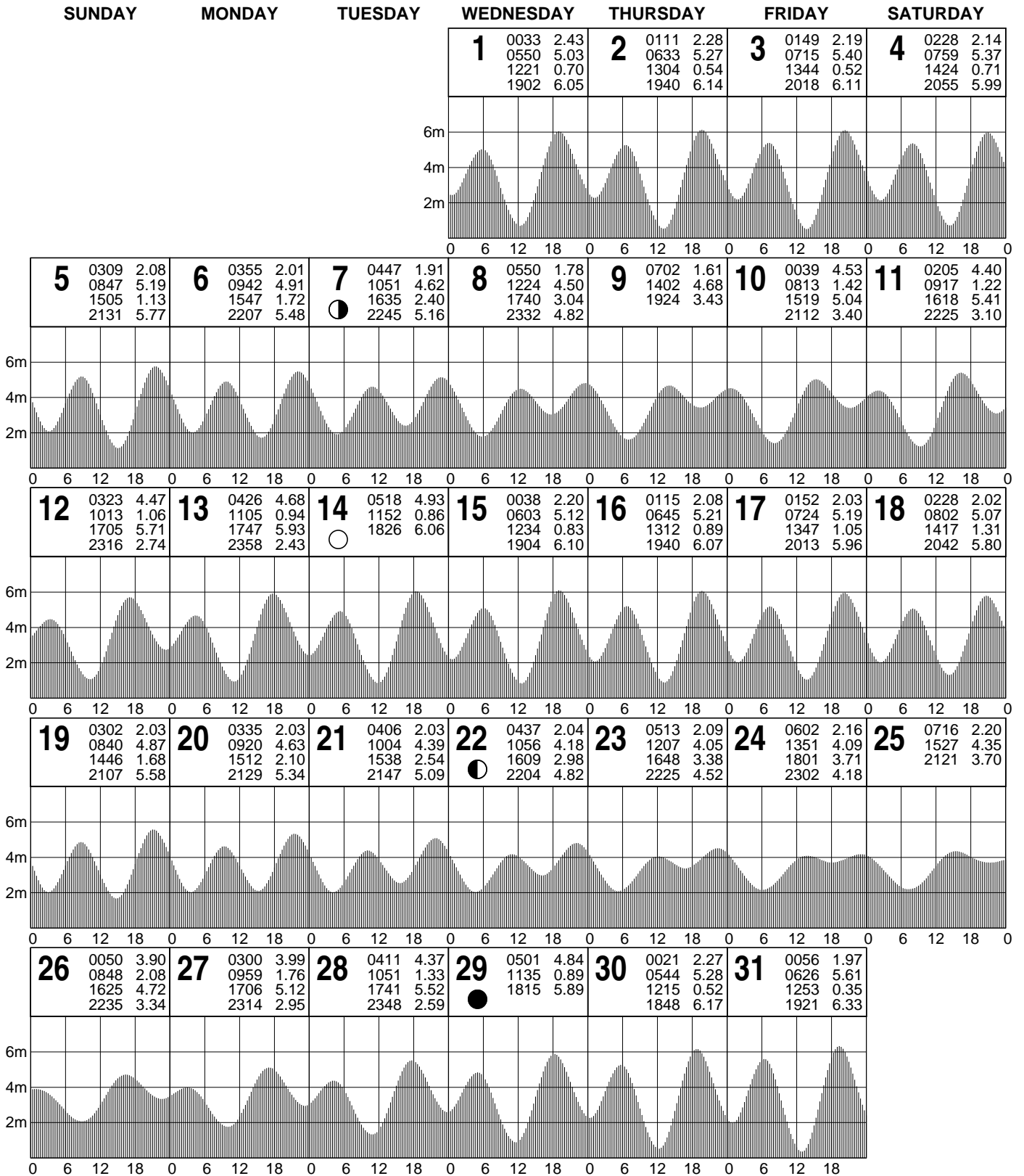


# TIDE PREDICTIONS FOR NATIVE POINT

## JANUARY - 2025 AUSTRALIAN CENTRAL STANDARD TIME



© Copyright: Commonwealth of Australia 2023, Bureau of Meteorology  
 Disclaimer: These tide predictions are supplied in good faith and believed to be correct.  
 No warranty is given in respect to errors, omissions, or suitability for any purpose.

# TIDE PREDICTIONS FOR NATIVE POINT

FEBRUARY - 2025 AUSTRALIAN CENTRAL STANDARD TIME

SUNDAY

MONDAY

TUESDAY

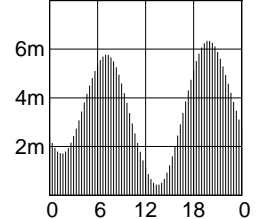
WEDNESDAY

THURSDAY

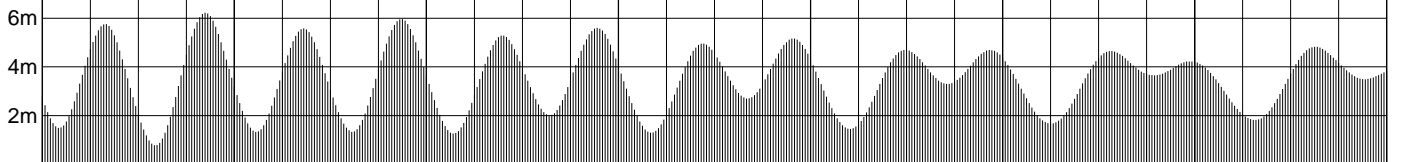
FRIDAY

SATURDAY

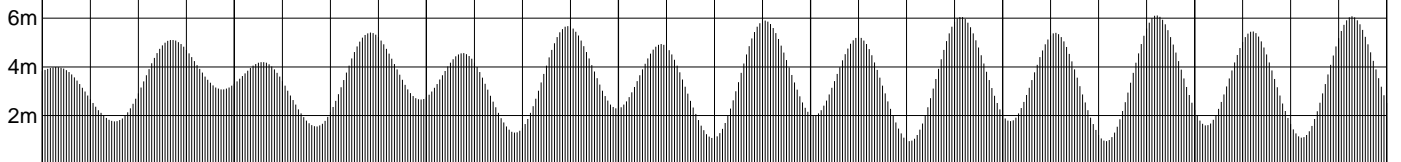
<b>1</b>	0131	1.72
	0708	5.78
	1330	0.43
	1952	6.36



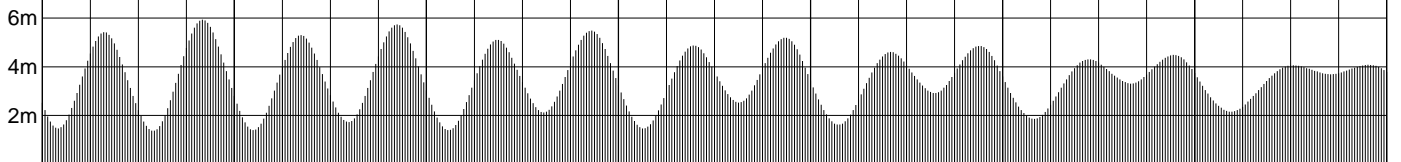
<b>2</b>	0207 1.49 0752 5.76 1407 0.78 2022 6.23	<b>3</b>	0244 1.33 0839 5.59 1445 1.33 2052 5.98	<b>4</b>	0324 1.26 0931 5.30 1524 2.01 2122 5.61	<b>5</b>	0406 1.30 1031 4.96 1608 2.70 2152 5.18	<b>6</b>	0454 1.45 1150 4.70 1706 3.30 2228 4.70	<b>7</b>	0600 1.67 1332 4.65 1857 3.65 2329 4.23	<b>8</b>	0733 1.82 1505 4.83 2115 3.49
----------	--	----------	--	----------	--	----------	--	----------	--	----------	--	----------	-------------------------------------



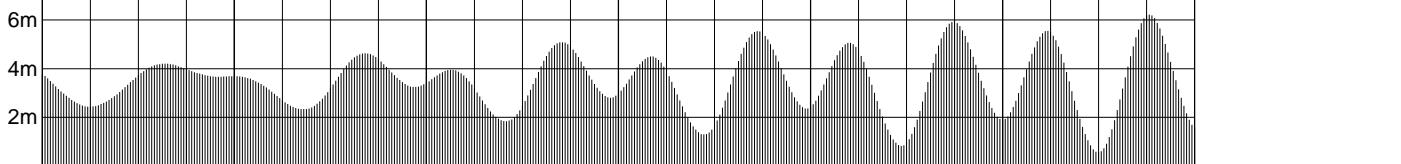
<b>9</b>	0144 4.00 0904 1.76 1612 5.12 2228 3.08	<b>10</b>	0329 4.20 1013 1.56 1701 5.41 2313 2.66	<b>11</b>	0432 4.57 1106 1.30 1741 5.68 2351 2.29	<b>12</b>	0520 4.94 1148 1.08 1816 5.91	<b>13</b>	0025 2.00 0600 5.22 1225 0.95 1847 6.06	<b>14</b>	0058 1.77 0636 5.40 1257 0.95 1916 6.12	<b>15</b>	0128 1.59 0711 5.46 1325 1.10 1940 6.08
----------	--	-----------	--	-----------	--	-----------	-------------------------------------	-----------	--	-----------	--	-----------	--



<b>16</b>	0157 1.47 0745 5.43 1351 1.37 2001 5.94	<b>17</b>	0222 1.40 0819 5.31 1415 1.73 2020 5.74	<b>18</b>	0246 1.40 0852 5.12 1439 2.13 2036 5.49	<b>19</b>	0308 1.47 0926 4.88 1504 2.53 2051 5.20	<b>20</b>	0331 1.62 1002 4.61 1531 2.93 2107 4.86	<b>21</b>	0357 1.86 1048 4.32 1604 3.31 2125 4.49	<b>22</b>	0435 2.16 1217 4.07 1701 3.69 2147 4.09
-----------	--	-----------	--	-----------	--	-----------	--	-----------	--	-----------	--	-----------	--



<b>23</b>	0555 2.44 1520 4.21	<b>24</b>	0837 2.34 1621 4.64 2230 3.24	<b>25</b>	0305 3.96 0955 1.84 1655 5.10 2258 2.81	<b>26</b>	0406 4.51 1042 1.29 1724 5.54 2328 2.37	<b>27</b>	0451 5.07 1121 0.84 1752 5.94	<b>28</b>	0000 1.91 0534 5.56 1158 0.56 1821 6.23
-----------	------------------------	-----------	-------------------------------------	-----------	--	-----------	--	-----------	-------------------------------------	-----------	--



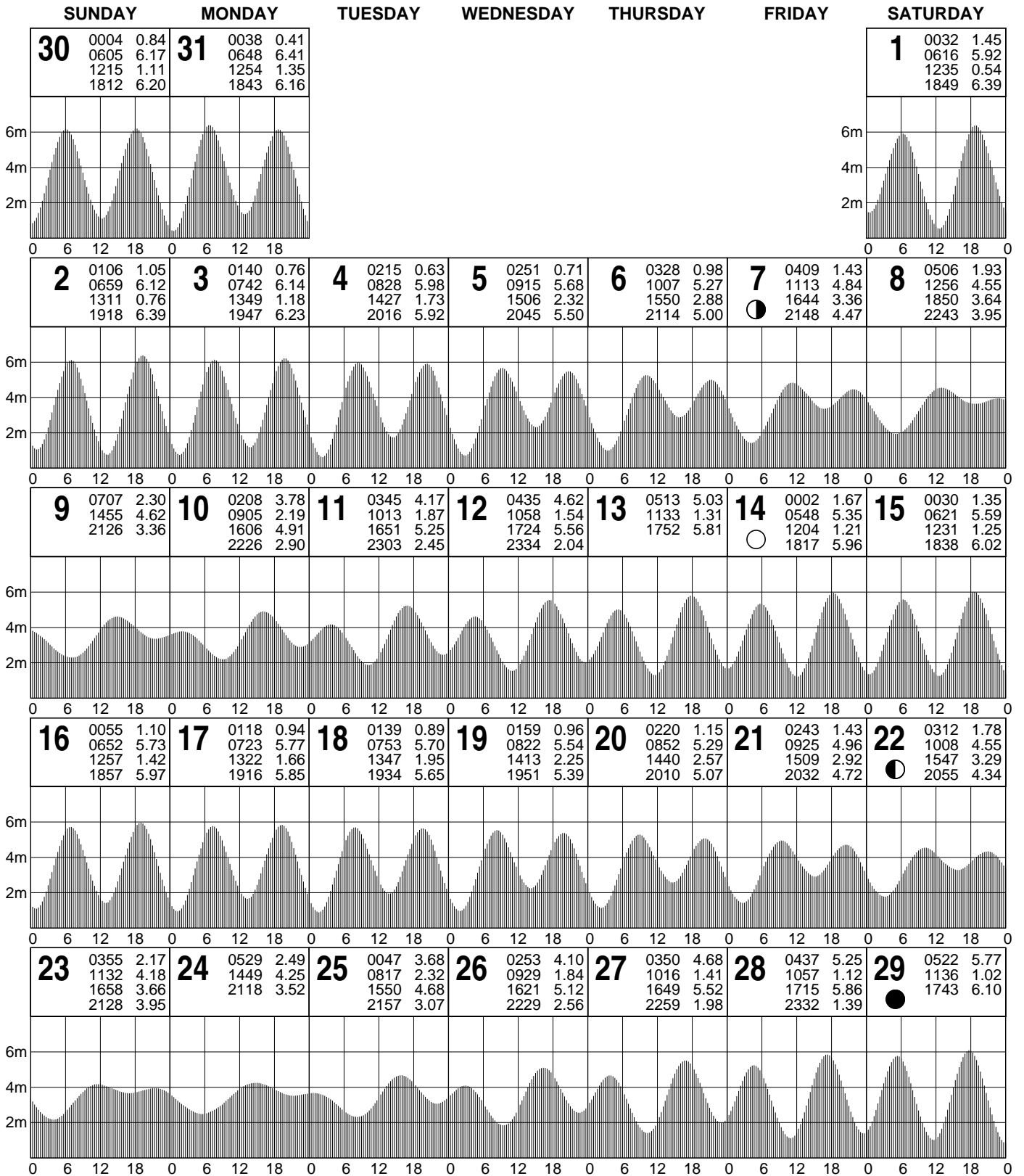
© Copyright: Commonwealth of Australia 2023, Bureau of Meteorology

**Disclaimer:** These tide predictions are supplied in good faith and believed to be correct.

No warranty is given in respect to errors, omissions, or suitability for any purpose.

# TIDE PREDICTIONS FOR NATIVE POINT

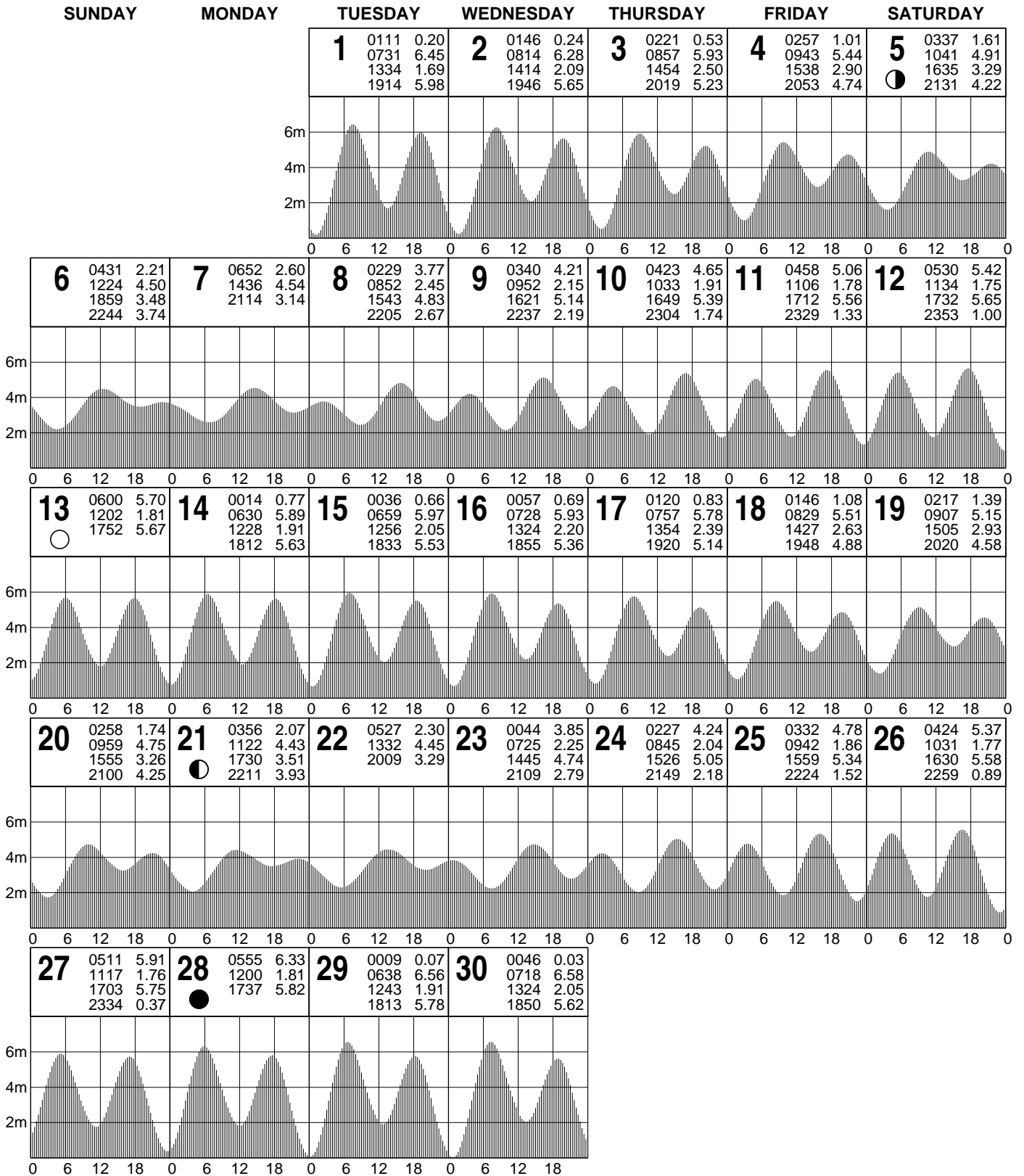
## MARCH - 2025 AUSTRALIAN CENTRAL STANDARD TIME



© Copyright: Commonwealth of Australia 2023, Bureau of Meteorology  
 Disclaimer: These tide predictions are supplied in good faith and believed to be correct.  
 No warranty is given in respect to errors, omissions, or suitability for any purpose.

# TIDE PREDICTIONS FOR NATIVE POINT

APRIL - 2025 AUSTRALIAN CENTRAL STANDARD TIME



© Copyright: Commonwealth of Australia 2023, Bureau of Meteorology

**Disclaimer:** These tide predictions are supplied in good faith and believed to be correct.

No warranty is given in respect to errors, omissions, or suitability for any purpose.

# TIDE PREDICTIONS FOR NATIVE POINT

MAY - 2025 AUSTRALIAN CENTRAL STANDARD TIME

SUNDAY

MONDAY

TUESDAY

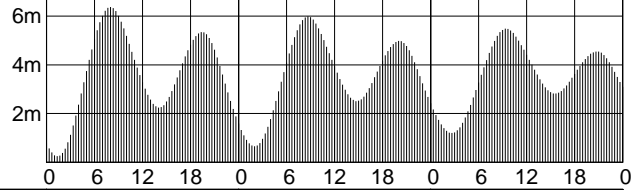
WEDNESDAY

THURSDAY

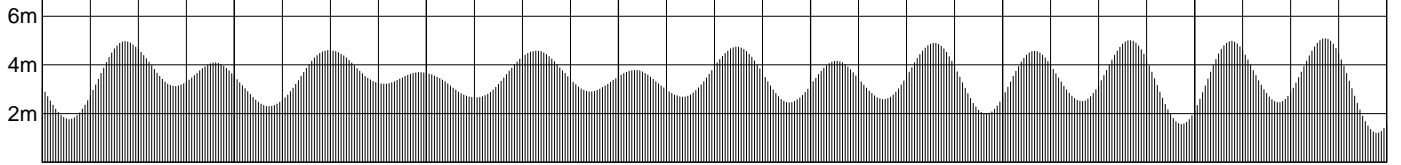
FRIDAY

SATURDAY

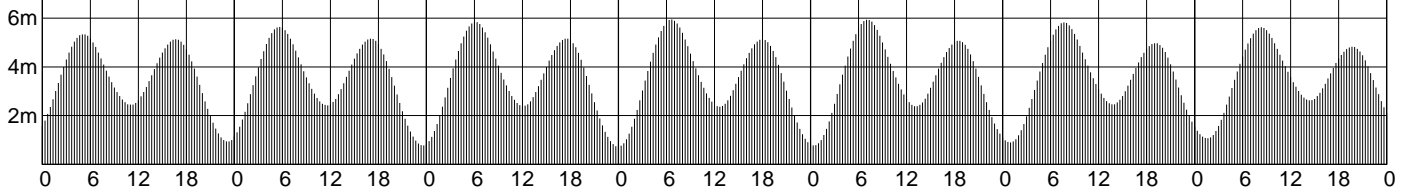
<b>1</b>	0123	0.24
	0759	6.38
	1405	2.25
	1928	5.35
<b>2</b>	0200	0.66
	0841	5.99
	1446	2.51
	2006	4.99
<b>3</b>	0239	1.20
	0926	5.49
	1532	2.83
	2046	4.56



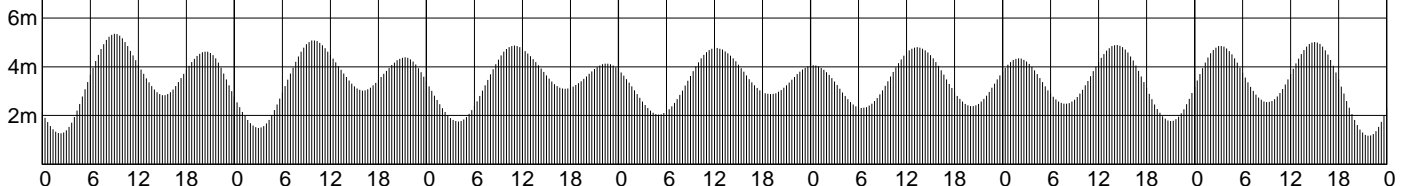
<b>4</b> ☾	0322	1.77	<b>5</b>	0418	2.30	<b>6</b>	0608	2.67	<b>7</b>	0205	3.80	<b>8</b>	0314	4.17	<b>9</b>	0359	4.59	<b>10</b>	0435	4.99
	1021	4.98		1150	4.61		1346	4.59		0803	2.69		0907	2.59		0953	2.51		1030	2.47
	1635	3.13		1843	3.23		2029	2.91		1449	4.75		1528	4.91		1555	5.02		1618	5.10
	2135	4.10		2310	3.70		2121	2.46		2155	2.00		2223	1.57		2247	1.20			



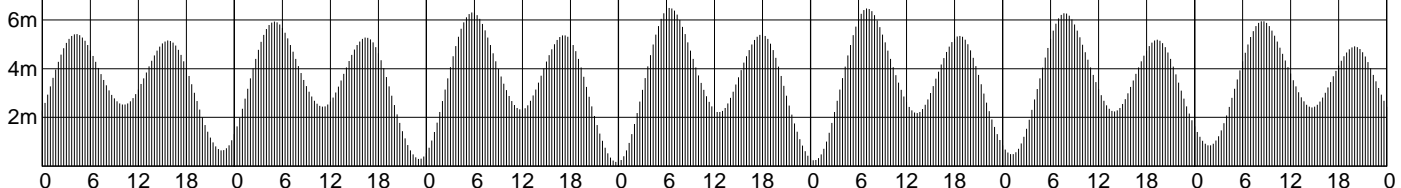
<b>11</b>	0508	5.35	<b>12</b>	0537	5.65	<b>13</b>	0607	5.85	<b>14</b>	0636	5.95	<b>15</b>	0025	0.78	<b>16</b>	0057	0.90	<b>17</b>	0134	1.07
	1103	2.45		1134	2.42		1206	2.39		1238	2.37		0707	5.95		0742	5.84		0820	5.63
	1640	5.14		1703	5.16		1729	5.17		1759	5.14		1311	2.38		1347	2.46		1426	2.62
	2310	0.93		2333	0.78		2358	0.73		1831	5.08		1906	4.98		1944	4.83			



<b>18</b>	0215	1.27	<b>19</b>	0303	1.49	<b>20</b>	0357	1.75	<b>21</b>	0503	2.04	<b>22</b>	0020	4.07	<b>23</b>	0201	4.35	<b>24</b>	0315	4.86
	0904	5.36		0955	5.09		1058	4.88		1212	4.78		0625	2.31		0753	2.49		0908	2.55
	1510	2.83		1604	3.03		1720	3.10		1859	2.88		1320	4.81		1414	4.90		1500	5.02
	2027	4.63		2118	4.39		2231	4.14		2011	2.39		2102	1.78		2146	1.16			



<b>25</b>	0413	5.43	<b>26</b>	0501	5.94	<b>27</b>	0546	6.32	<b>28</b>	0626	6.50	<b>29</b>	0028	0.24	<b>30</b>	0110	0.49	<b>31</b>	0151	0.85
	1011	2.53		1104	2.44		1151	2.32		1234	2.22		0706	6.48		0747	6.29		0829	5.96
	1544	5.16		1628	5.28		1711	5.38		1755	5.41		1316	2.18		1357	2.25		1440	2.41
	2228	0.64		2308	0.29		2348	0.16		1838	5.35		1838	5.35		1920	5.19		2002	4.92



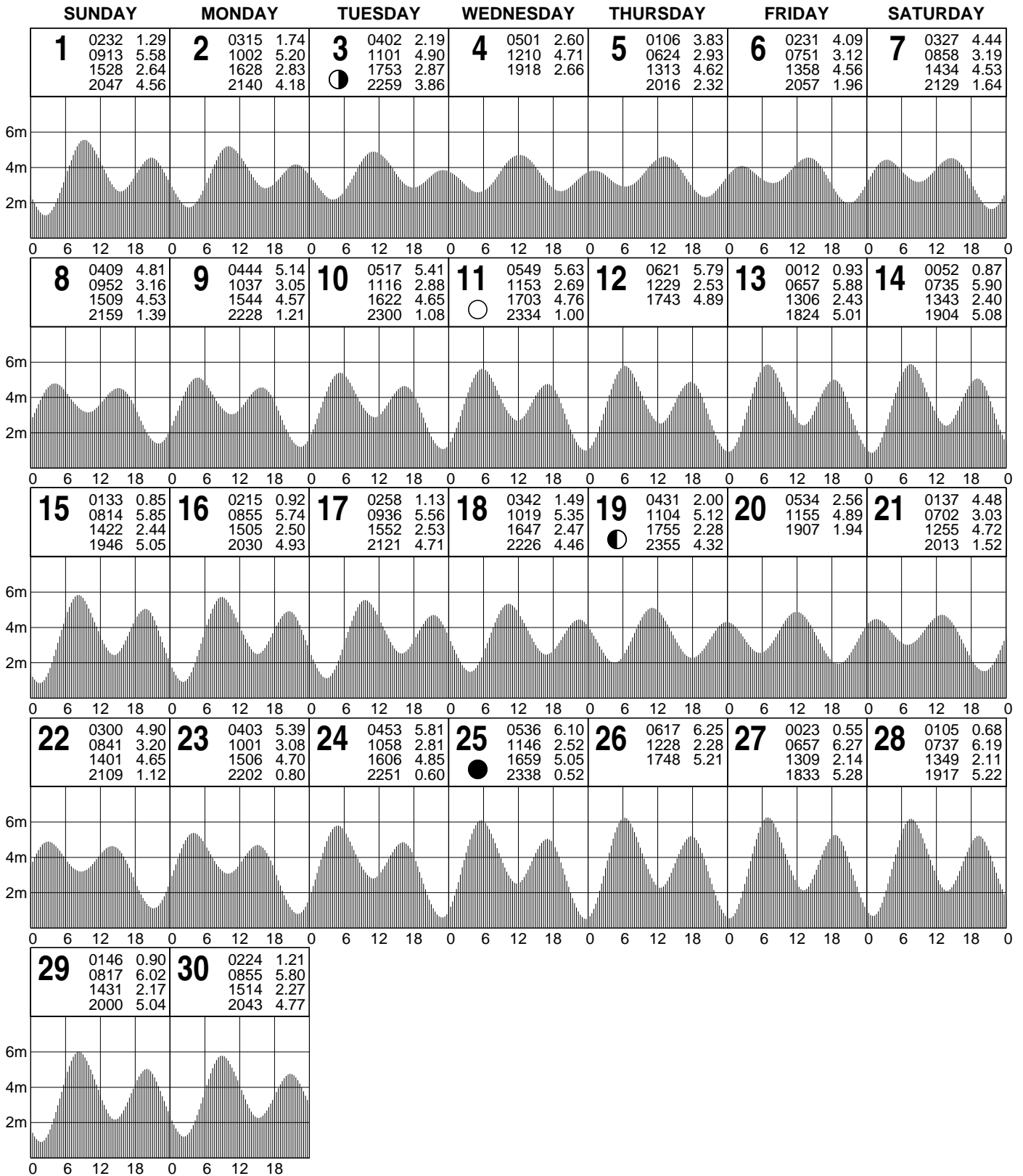
© Copyright: Commonwealth of Australia 2023, Bureau of Meteorology

**Disclaimer:** These tide predictions are supplied in good faith and believed to be correct.

No warranty is given in respect to errors, omissions, or suitability for any purpose.

# TIDE PREDICTIONS FOR NATIVE POINT

JUNE - 2025 AUSTRALIAN CENTRAL STANDARD TIME



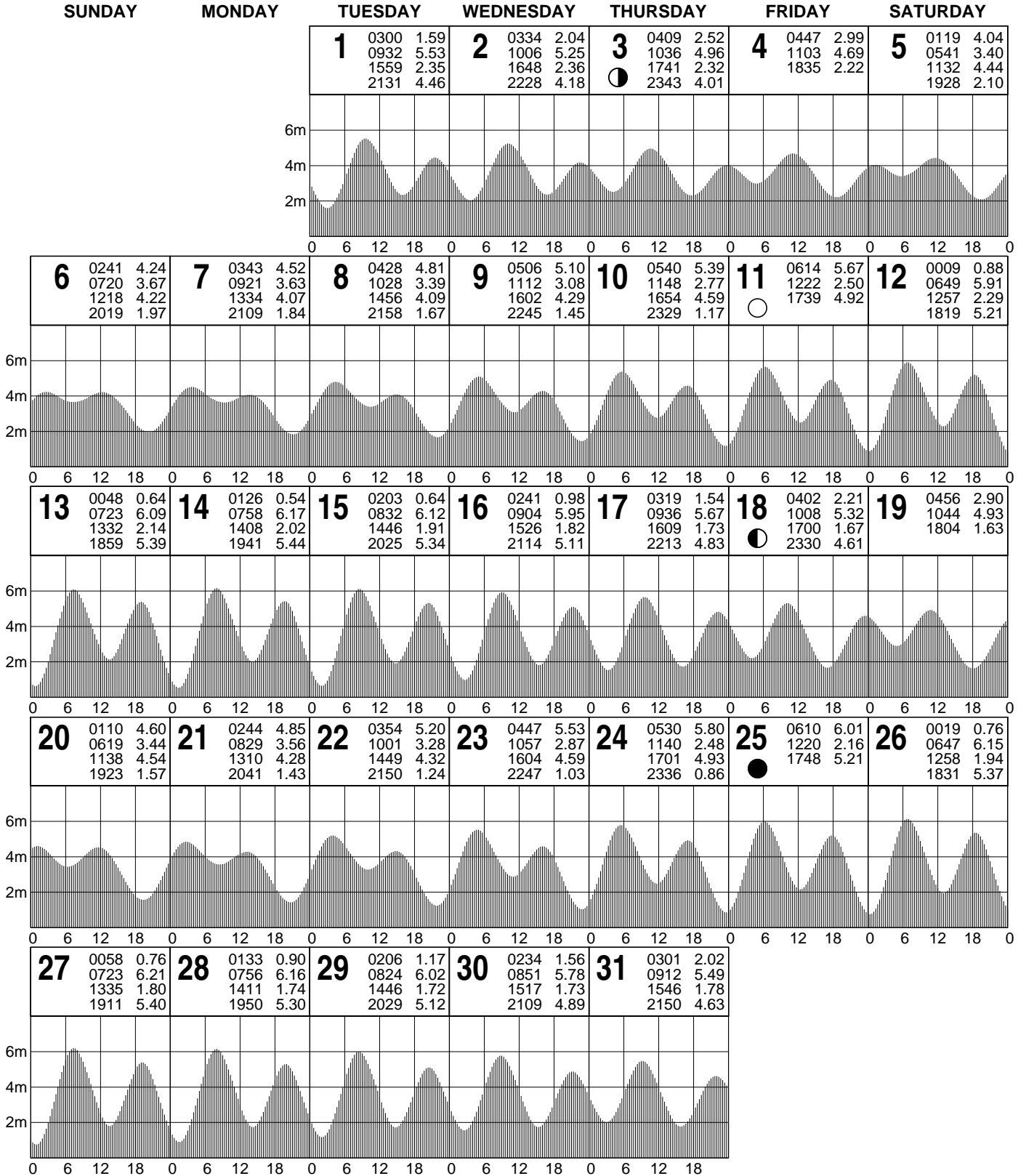
© Copyright: Commonwealth of Australia 2023, Bureau of Meteorology

**Disclaimer:** These tide predictions are supplied in good faith and believed to be correct.

No warranty is given in respect to errors, omissions, or suitability for any purpose.

# TIDE PREDICTIONS FOR NATIVE POINT

JULY - 2025 AUSTRALIAN CENTRAL STANDARD TIME



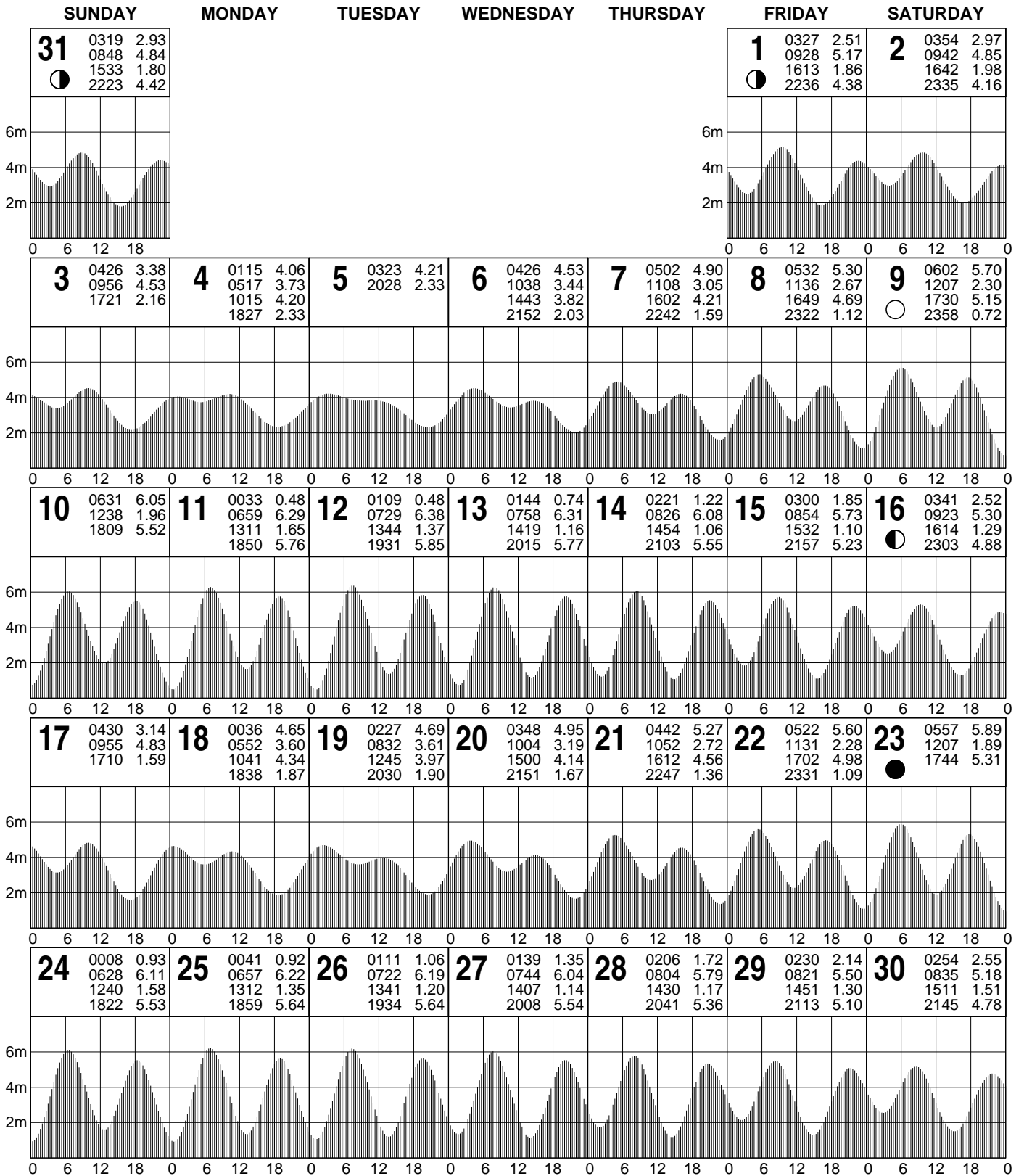
© Copyright: Commonwealth of Australia 2023, Bureau of Meteorology

**Disclaimer:** These tide predictions are supplied in good faith and believed to be correct.

No warranty is given in respect to errors, omissions, or suitability for any purpose.

# TIDE PREDICTIONS FOR NATIVE POINT

## AUGUST - 2025 AUSTRALIAN CENTRAL STANDARD TIME

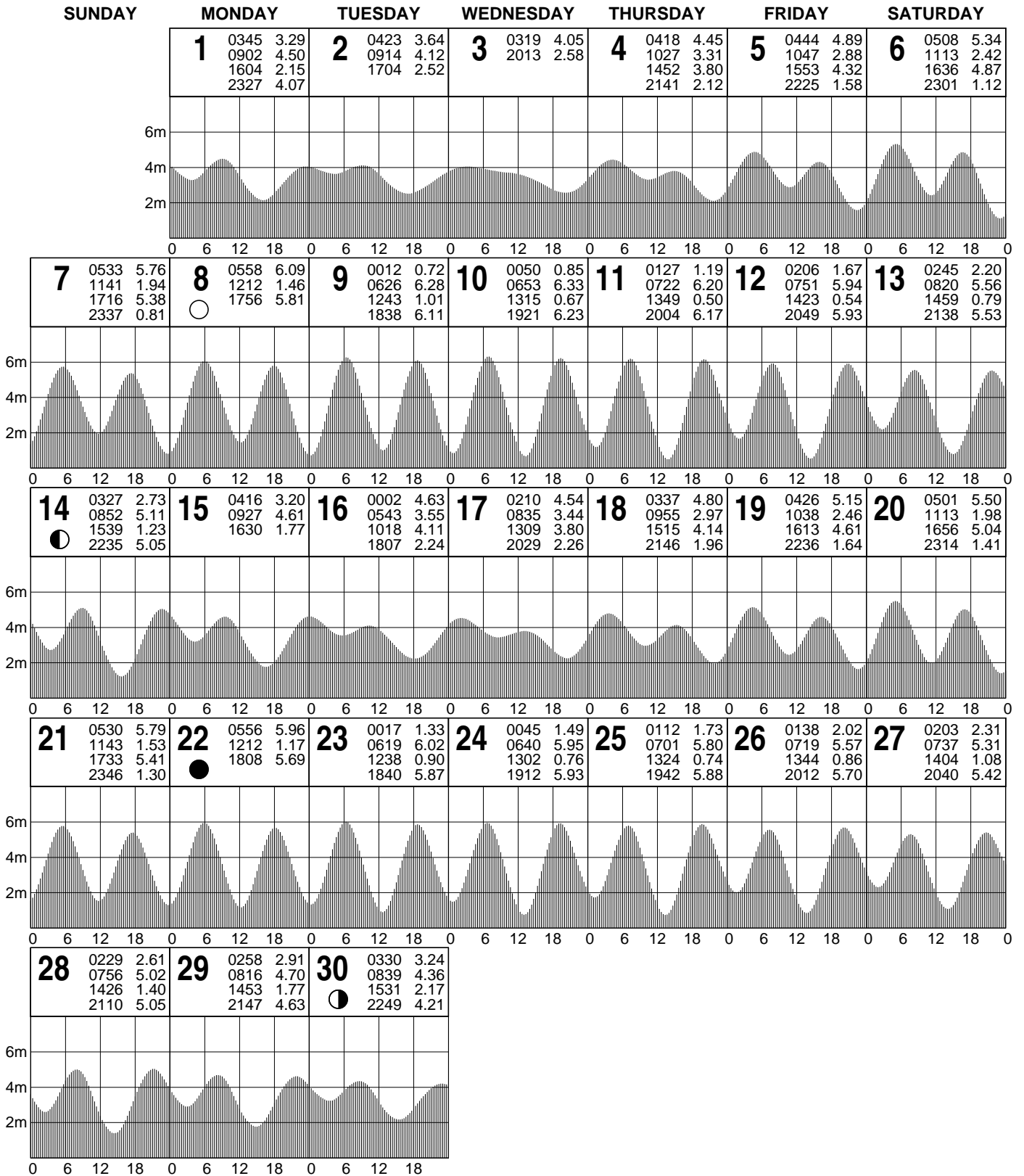


© Copyright: Commonwealth of Australia 2023, Bureau of Meteorology  
 Disclaimer: These tide predictions are supplied in good faith and believed to be correct.  
 No warranty is given in respect to errors, omissions, or suitability for any purpose.



# TIDE PREDICTIONS FOR NATIVE POINT

SEPTEMBER - 2025 AUSTRALIAN CENTRAL STANDARD TIME



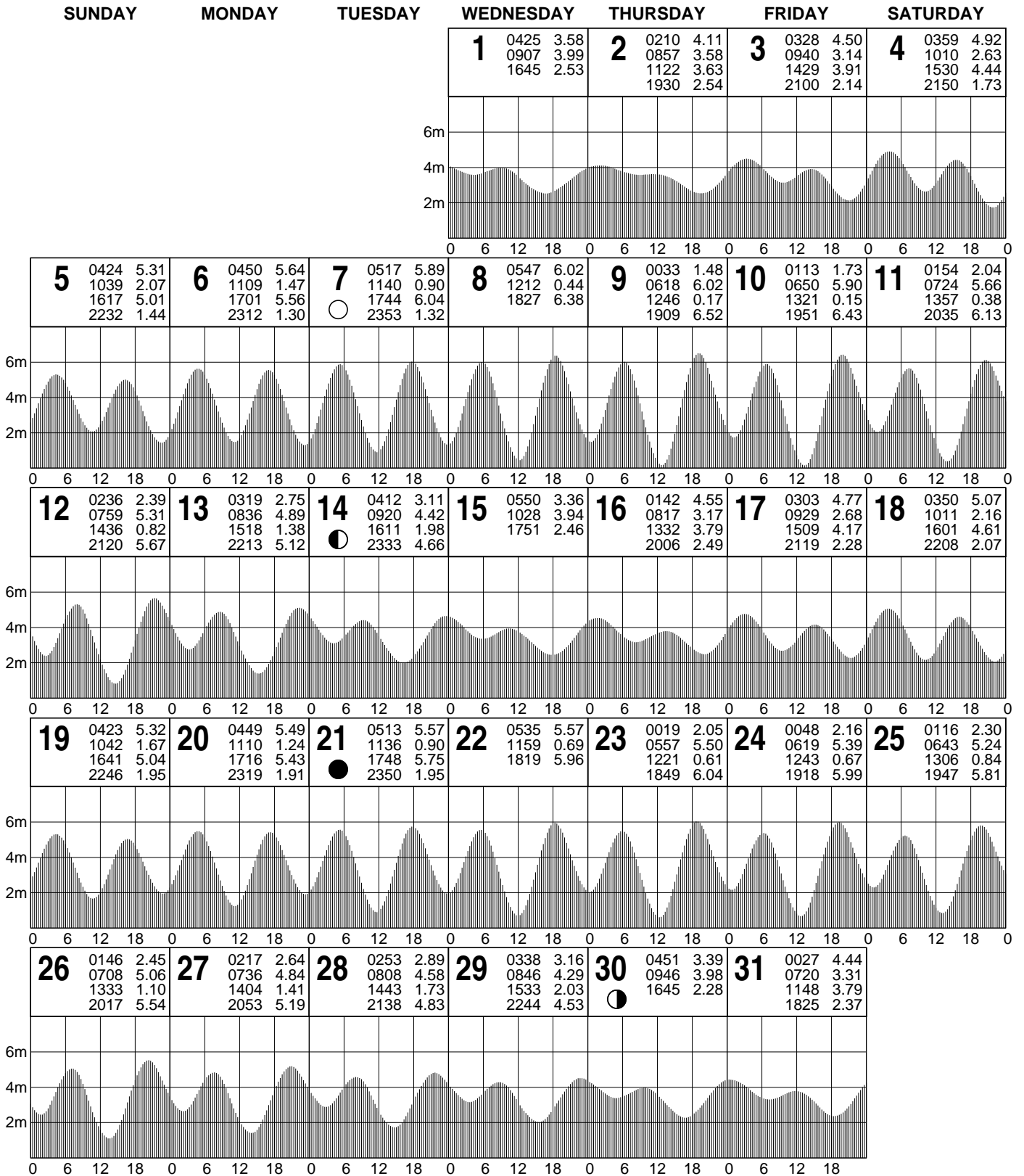
© Copyright: Commonwealth of Australia 2023, Bureau of Meteorology

**Disclaimer:** These tide predictions are supplied in good faith and believed to be correct.

No warranty is given in respect to errors, omissions, or suitability for any purpose.

# TIDE PREDICTIONS FOR NATIVE POINT

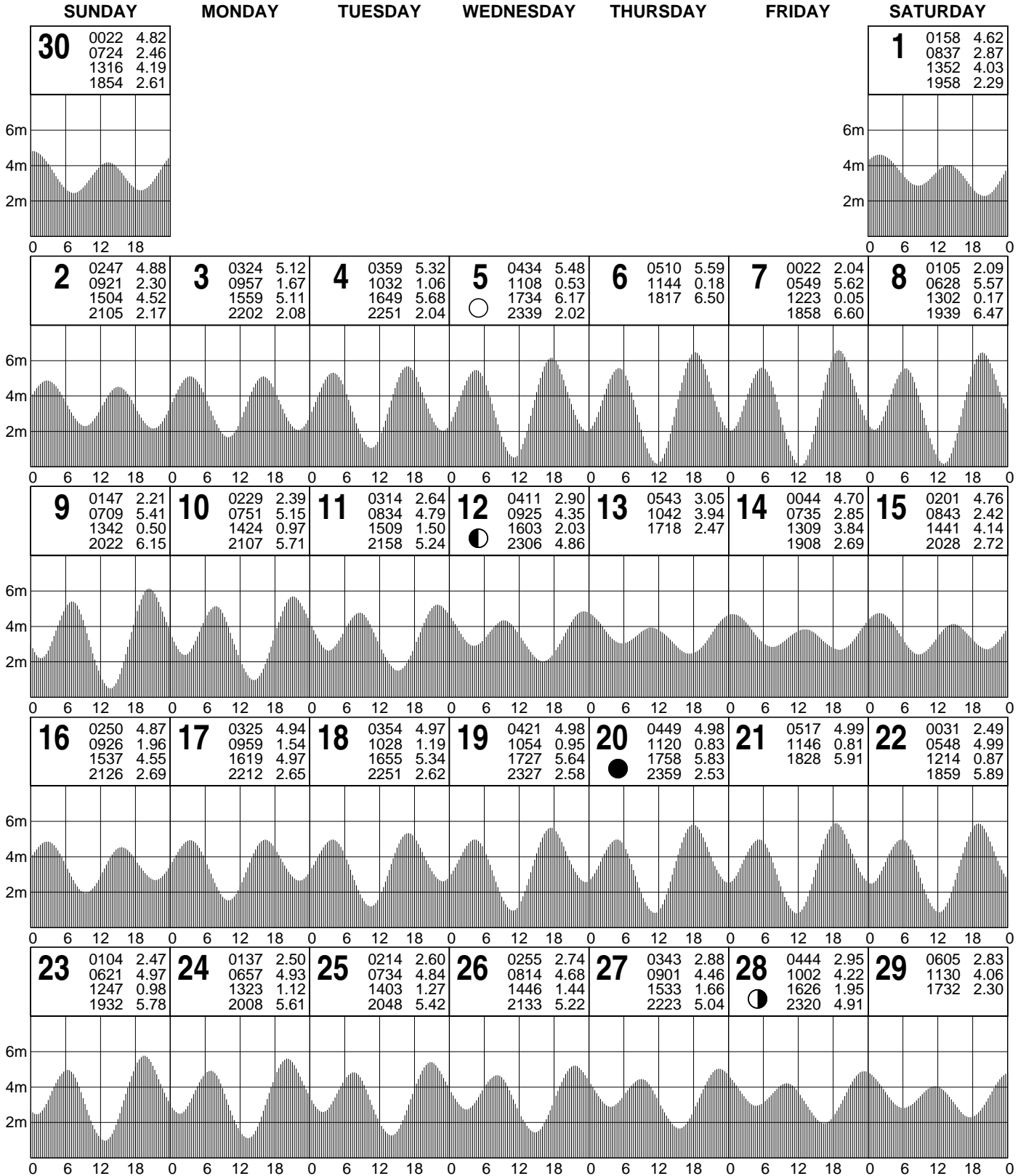
## OCTOBER - 2025 AUSTRALIAN CENTRAL STANDARD TIME



© Copyright: Commonwealth of Australia 2023, Bureau of Meteorology  
 Disclaimer: These tide predictions are supplied in good faith and believed to be correct.  
 No warranty is given in respect to errors, omissions, or suitability for any purpose.

# TIDE PREDICTIONS FOR NATIVE POINT

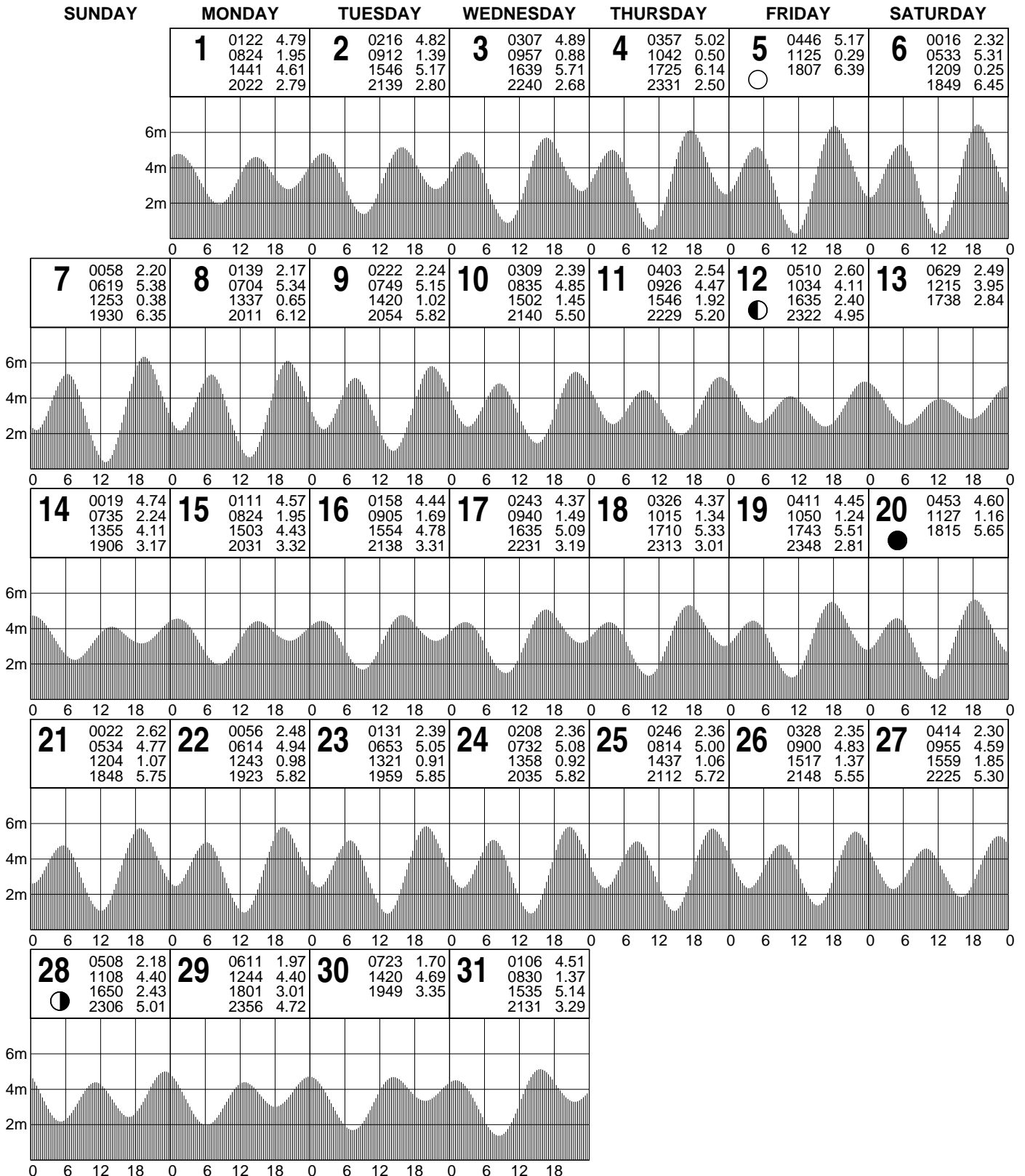
NOVEMBER - 2025 AUSTRALIAN CENTRAL STANDARD TIME



© Copyright: Commonwealth of Australia 2023, Bureau of Meteorology  
 Disclaimer: These tide predictions are supplied in good faith and believed to be correct.  
 No warranty is given in respect to errors, omissions, or suitability for any purpose.

# TIDE PREDICTIONS FOR NATIVE POINT

DECEMBER - 2025 AUSTRALIAN CENTRAL STANDARD TIME



© Copyright: Commonwealth of Australia 2023, Bureau of Meteorology

**Disclaimer:** These tide predictions are supplied in good faith and believed to be correct.

No warranty is given in respect to errors, omissions, or suitability for any purpose.