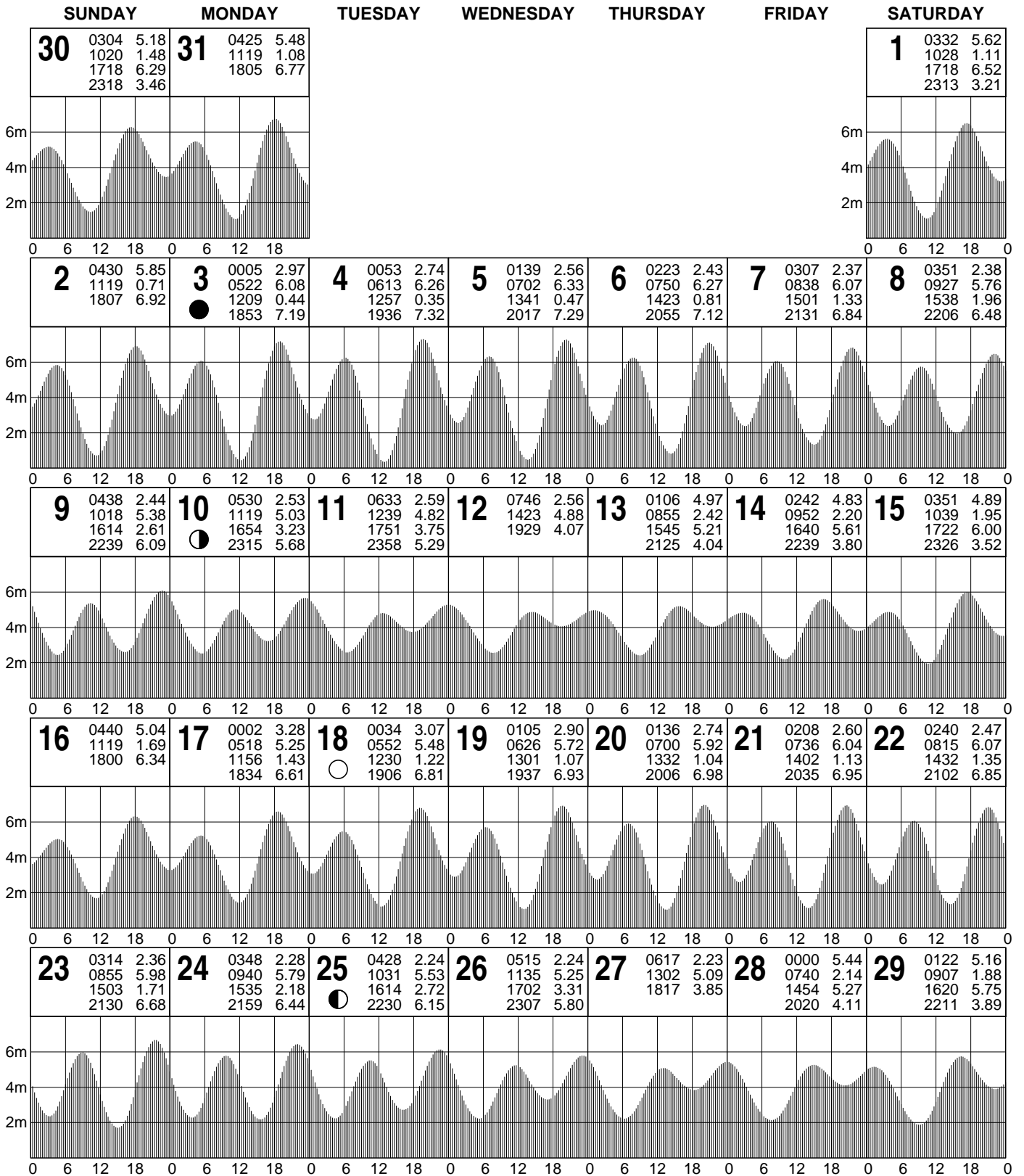


TIDE PREDICTIONS FOR CHARLES POINT PATCHES

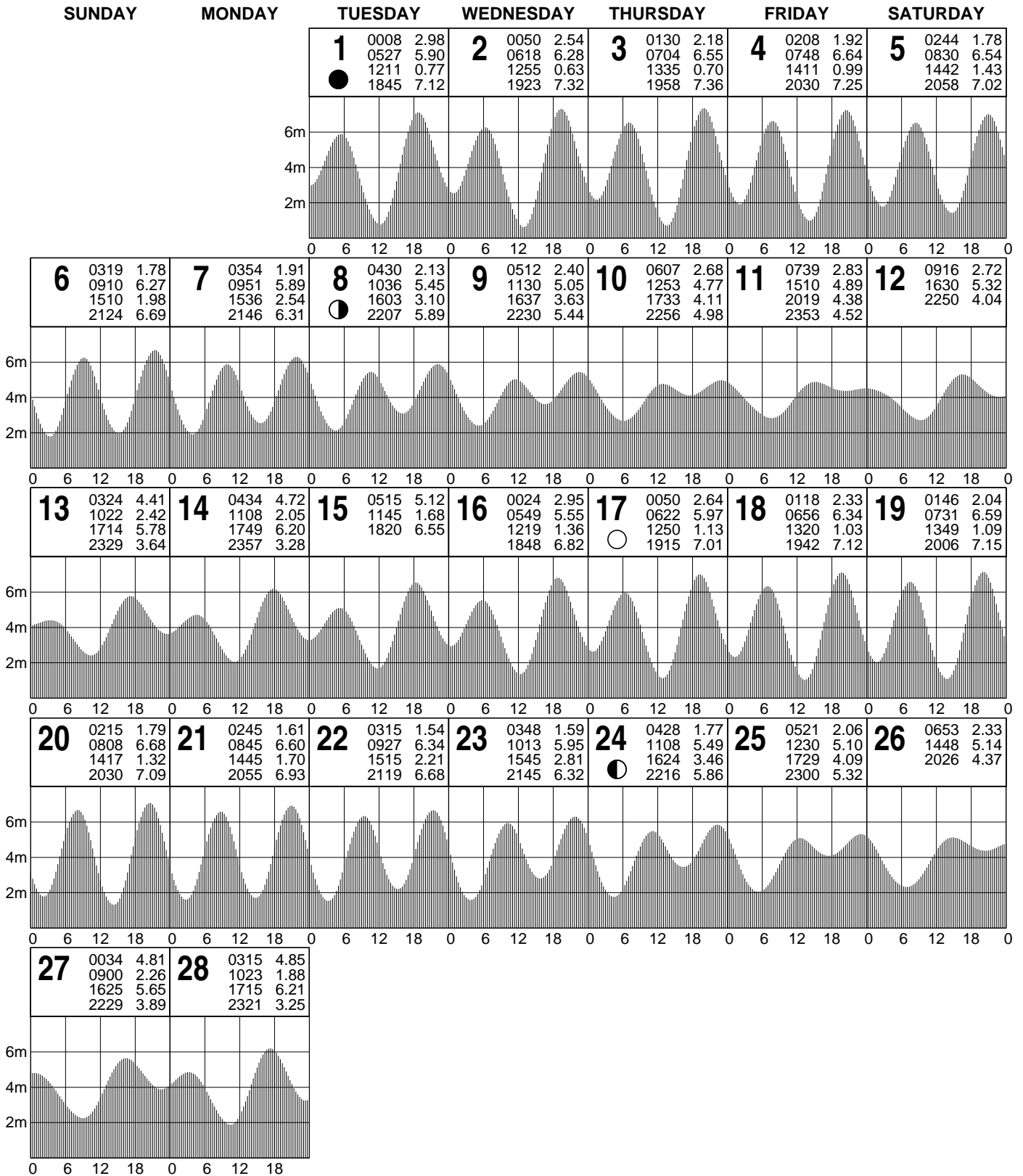
JANUARY - 2022 AUSTRALIAN CENTRAL STANDARD TIME



© Copyright: Commonwealth of Australia 2020, Bureau of Meteorology
 Disclaimer: These tide predictions are supplied in good faith and believed to be correct.
 No warranty is given in respect to errors, omissions, or suitability for any purpose.

TIDE PREDICTIONS FOR CHARLES POINT PATCHES

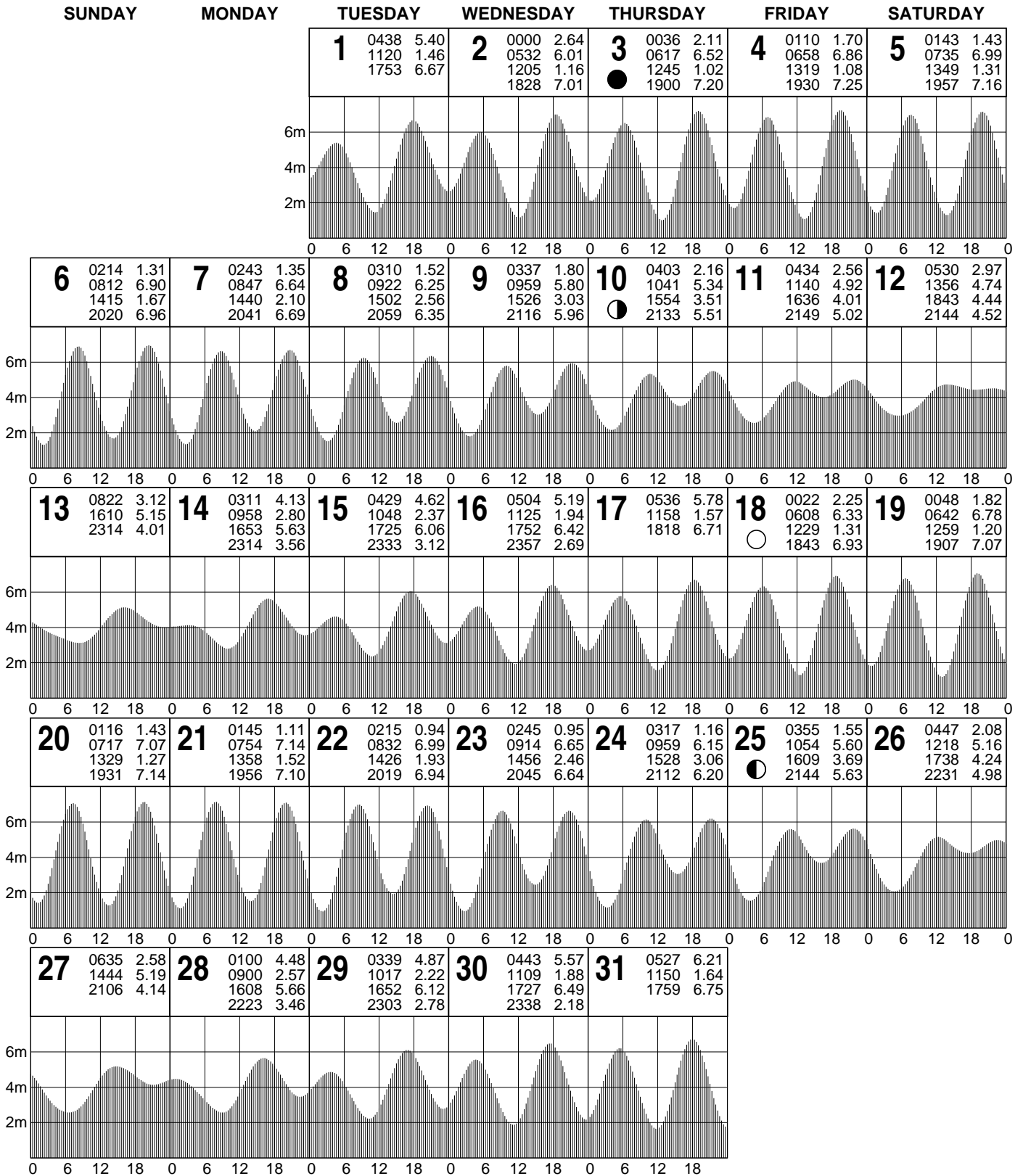
FEBRUARY - 2022 AUSTRALIAN CENTRAL STANDARD TIME



© Copyright: Commonwealth of Australia 2020, Bureau of Meteorology
 Disclaimer: These tide predictions are supplied in good faith and believed to be correct.
 No warranty is given in respect to errors, omissions, or suitability for any purpose.

TIDE PREDICTIONS FOR CHARLES POINT PATCHES

MARCH - 2022 AUSTRALIAN CENTRAL STANDARD TIME



© Copyright: Commonwealth of Australia 2020, Bureau of Meteorology
 Disclaimer: These tide predictions are supplied in good faith and believed to be correct.
 No warranty is given in respect to errors, omissions, or suitability for any purpose.

TIDE PREDICTIONS FOR CHARLES POINT PATCHES

APRIL - 2022 AUSTRALIAN CENTRAL STANDARD TIME

SUNDAY

MONDAY

TUESDAY

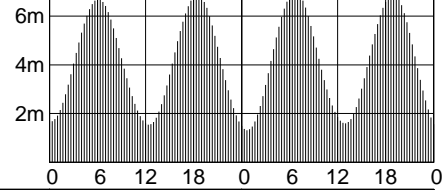
WEDNESDAY

THURSDAY

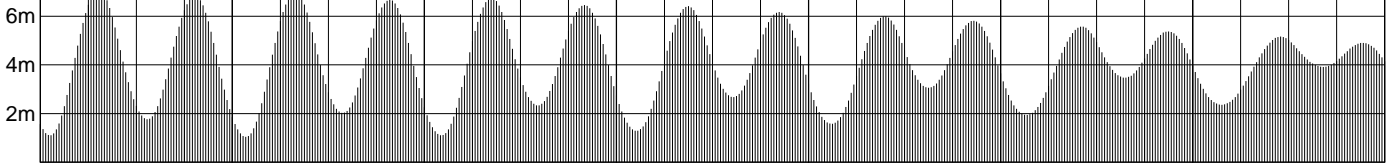
FRIDAY

SATURDAY

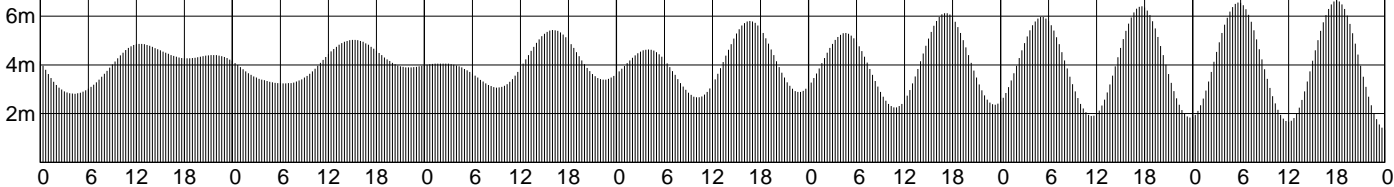
●	1	0011	1.68
		0606	6.71
		1225	1.55
		1829	6.88
	2	0042	1.32
		0643	7.01
		1256	1.60
		1855	6.90



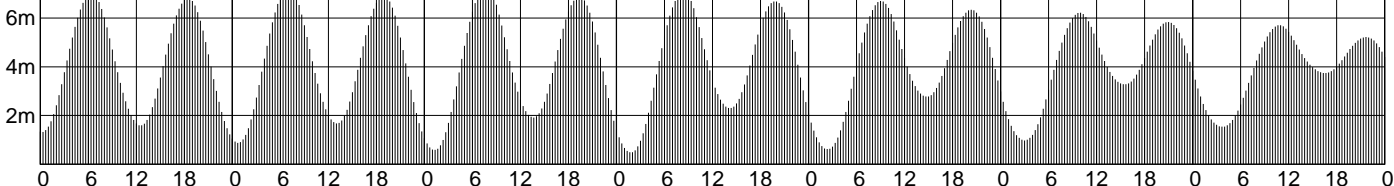
3	0112	1.11	4	0140	1.04	5	0206	1.10	6	0230	1.29	7	0253	1.58	8	0315	1.94	9	0338	2.36
	0717	7.10		0751	7.01		0824	6.77		0857	6.42		0931	6.01		1010	5.58		1100	5.17
	1323	1.77		1348	2.03		1411	2.33		1434	2.67		1500	3.05		1532	3.48		1618	3.92
	1919	6.83		1941	6.68		2000	6.46		2018	6.18		2037	5.82		2057	5.39		2117	4.91



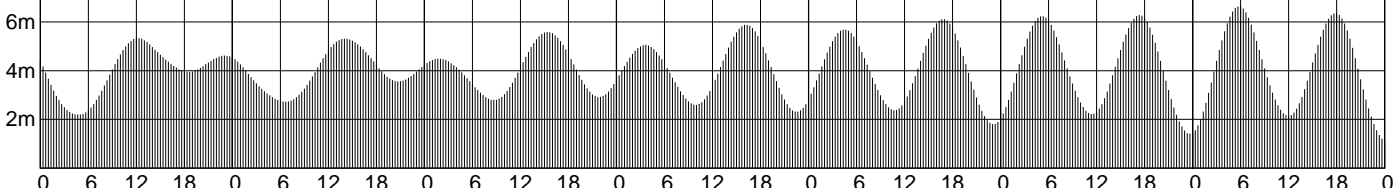
10	0412	2.83	11	0630	3.24	12	0203	4.06	13	0359	4.64	14	0436	5.31	15	0511	5.98	16	0545	6.57
	1228	4.88		1510	5.03		0909	3.07		1009	2.67		1050	2.25		1126	1.91		1159	1.67
	1820	4.27		2205	3.90		1607	5.44		1641	5.82		1709	6.14		1735	6.42		1800	6.65
	2136	4.40					2226	3.39		2250	2.89		2315	2.37		2344	1.84			



17	0013	1.32	18	0043	0.88	19	0115	0.58	20	0148	0.48	21	0223	0.62	22	0300	0.98	23	0343	1.54
	0622	7.02		0700	7.27		0740	7.29		0821	7.10		0905	6.72		0953	6.23		1051	5.72
	1231	1.59		1304	1.68		1337	1.92		1411	2.30		1447	2.77		1530	3.28		1634	3.75
	1827	6.82		1853	6.92		1921	6.89		1949	6.70		2020	6.35		2055	5.85		2141	5.23



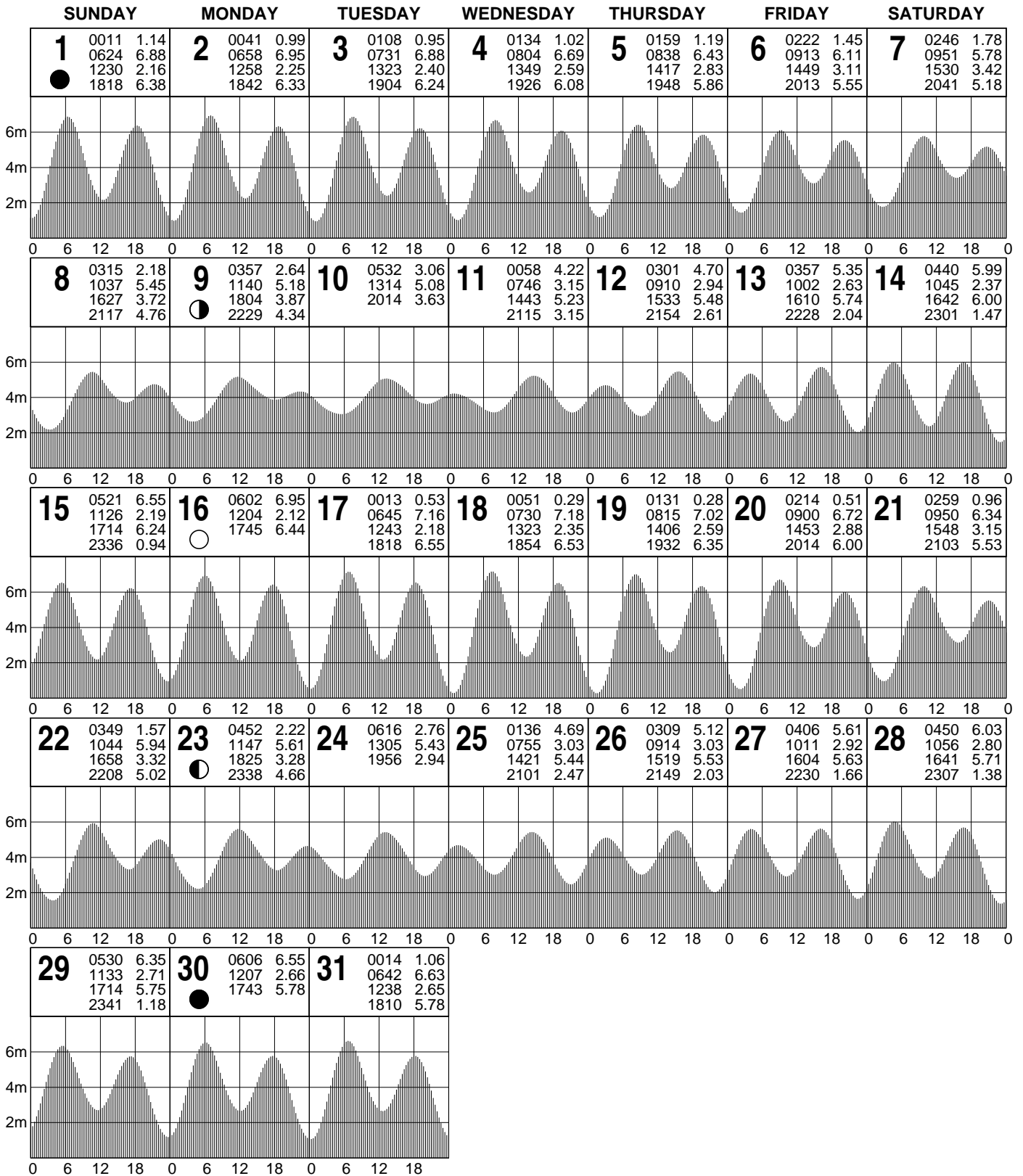
24	0445	2.20	25	0638	2.73	26	0148	4.49	27	0336	5.06	28	0430	5.70	29	0511	6.25	30	0548	6.65
	1211	5.34		1404	5.32		0840	2.80		0954	2.60		1045	2.38		1125	2.22		1200	2.15
	1830	3.95		2045	3.56		1525	5.59		1613	5.89		1649	6.13		1722	6.29		1751	6.37
	2304	4.62					2148	2.92		2230	2.31		2306	1.81		2339	1.41			



© Copyright: Commonwealth of Australia 2020, Bureau of Meteorology
Disclaimer: These tide predictions are supplied in good faith and believed to be correct.
 No warranty is given in respect to errors, omissions, or suitability for any purpose.

TIDE PREDICTIONS FOR CHARLES POINT PATCHES

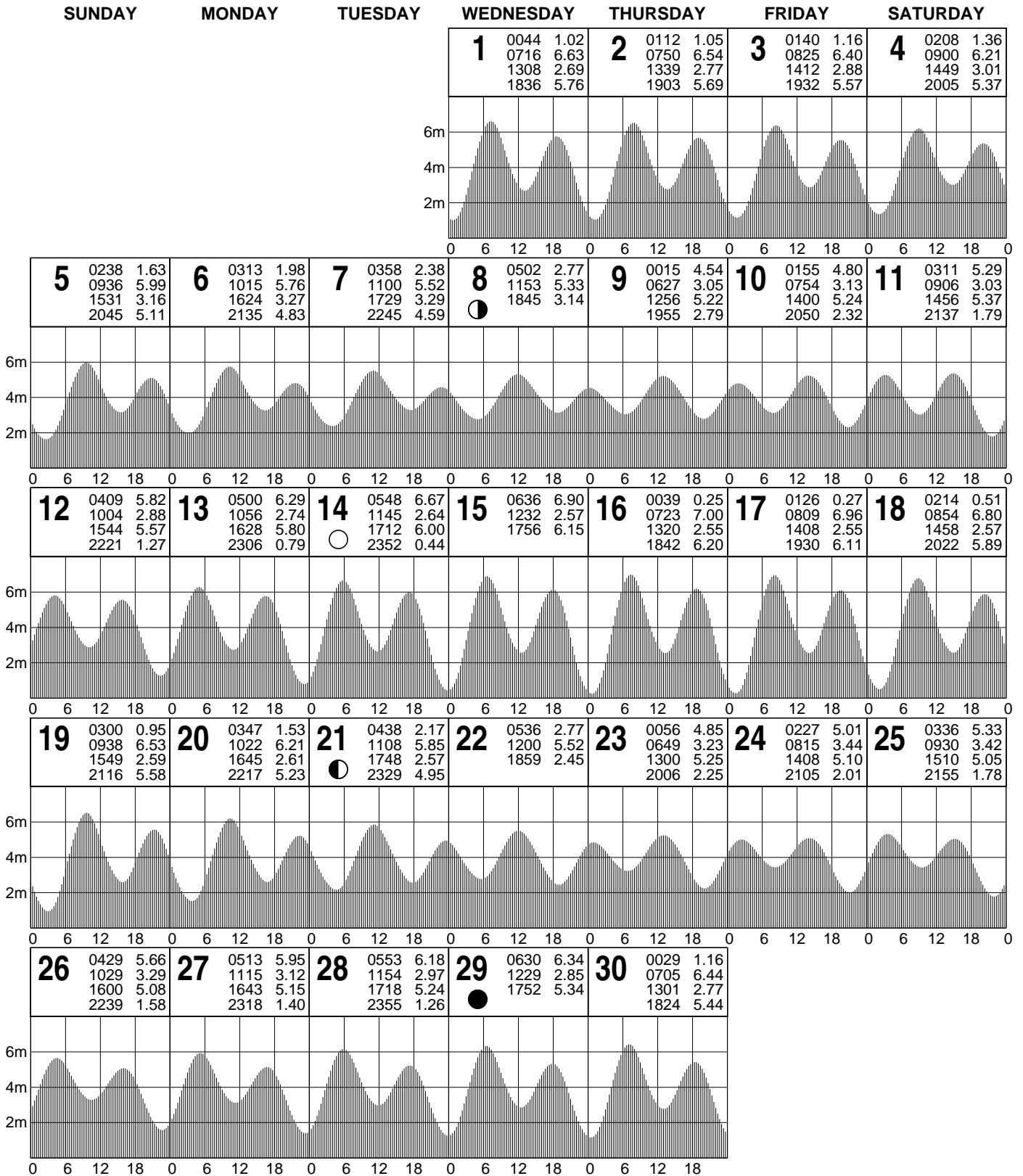
MAY - 2022 AUSTRALIAN CENTRAL STANDARD TIME



© Copyright: Commonwealth of Australia 2020, Bureau of Meteorology
 Disclaimer: These tide predictions are supplied in good faith and believed to be correct.
 No warranty is given in respect to errors, omissions, or suitability for any purpose.

TIDE PREDICTIONS FOR CHARLES POINT PATCHES

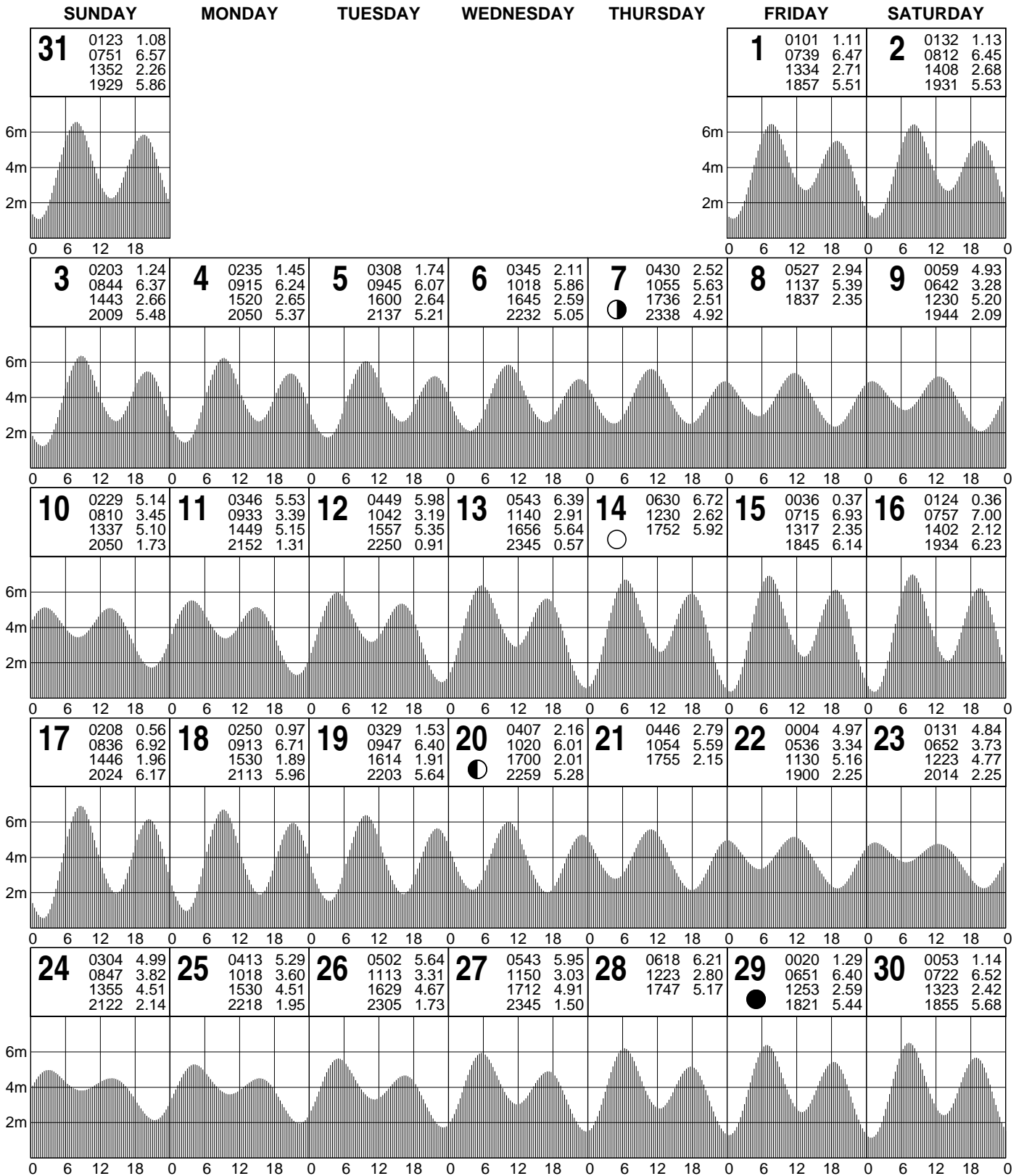
JUNE - 2022 AUSTRALIAN CENTRAL STANDARD TIME



© Copyright: Commonwealth of Australia 2020, Bureau of Meteorology
 Disclaimer: These tide predictions are supplied in good faith and believed to be correct.
 No warranty is given in respect to errors, omissions, or suitability for any purpose.

TIDE PREDICTIONS FOR CHARLES POINT PATCHES

JULY - 2022 AUSTRALIAN CENTRAL STANDARD TIME



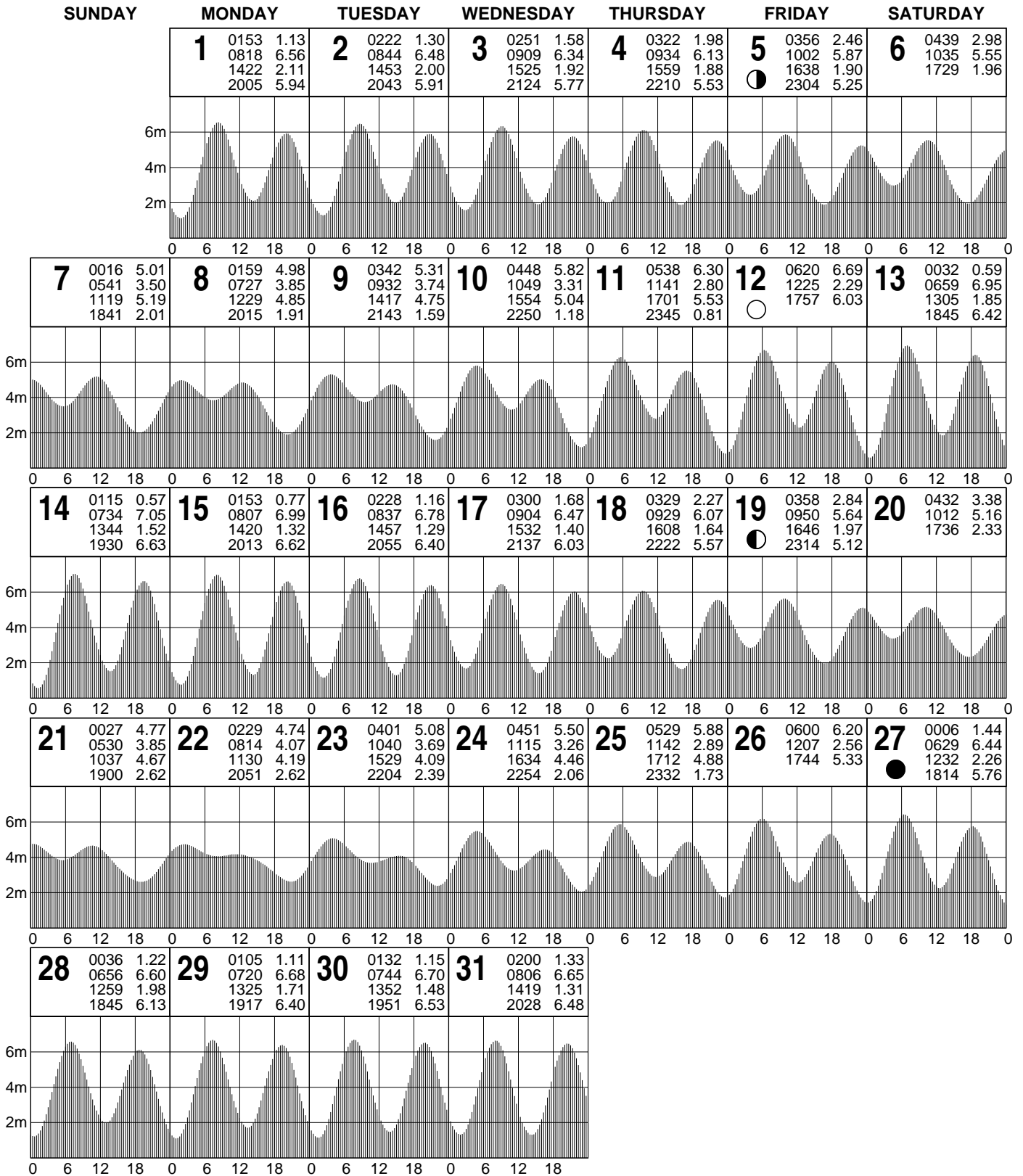
© Copyright: Commonwealth of Australia 2020, Bureau of Meteorology

Disclaimer: These tide predictions are supplied in good faith and believed to be correct.

No warranty is given in respect to errors, omissions, or suitability for any purpose.

TIDE PREDICTIONS FOR CHARLES POINT PATCHES

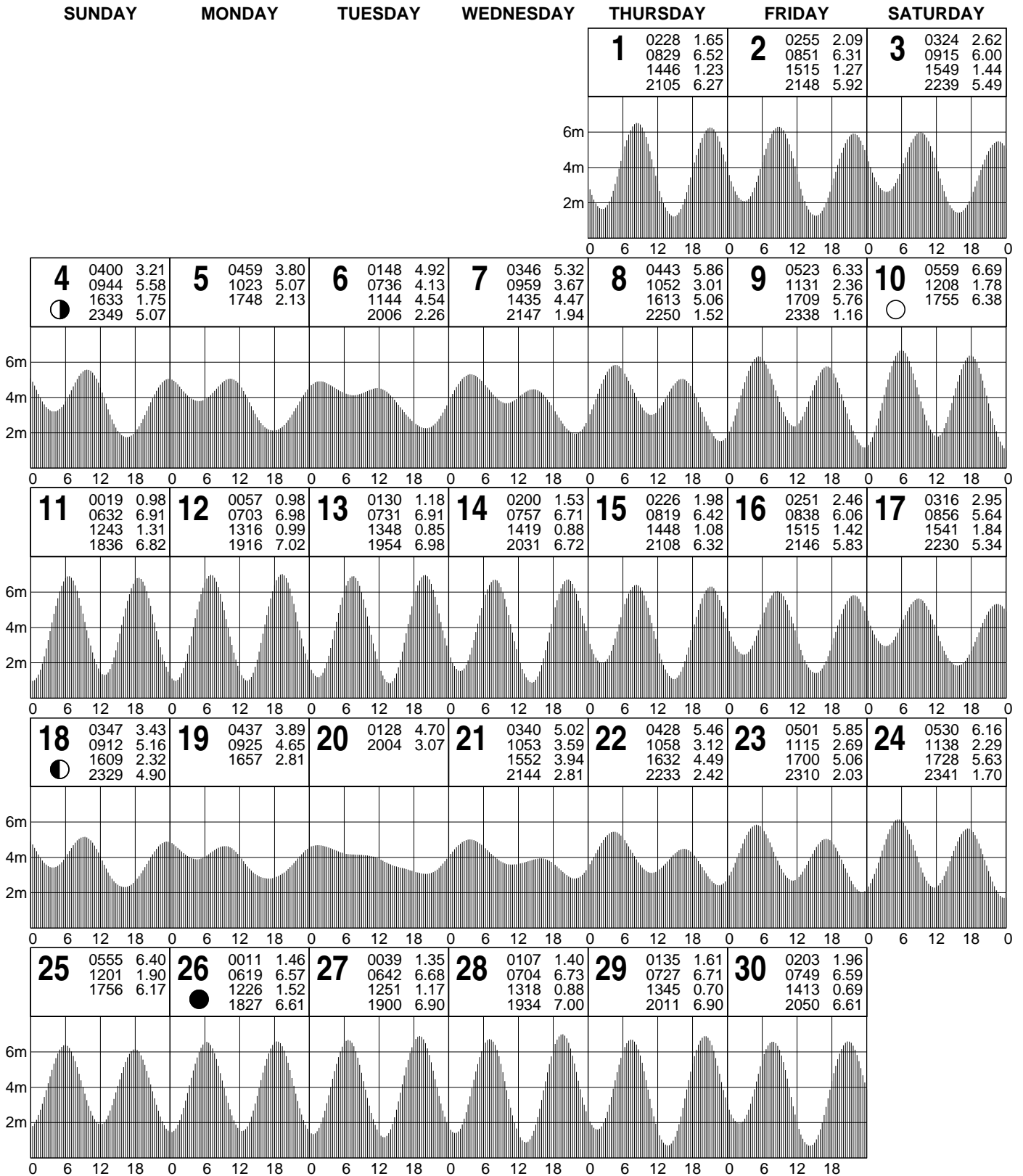
AUGUST - 2022 AUSTRALIAN CENTRAL STANDARD TIME



© Copyright: Commonwealth of Australia 2020, Bureau of Meteorology
 Disclaimer: These tide predictions are supplied in good faith and believed to be correct.
 No warranty is given in respect to errors, omissions, or suitability for any purpose.

TIDE PREDICTIONS FOR CHARLES POINT PATCHES

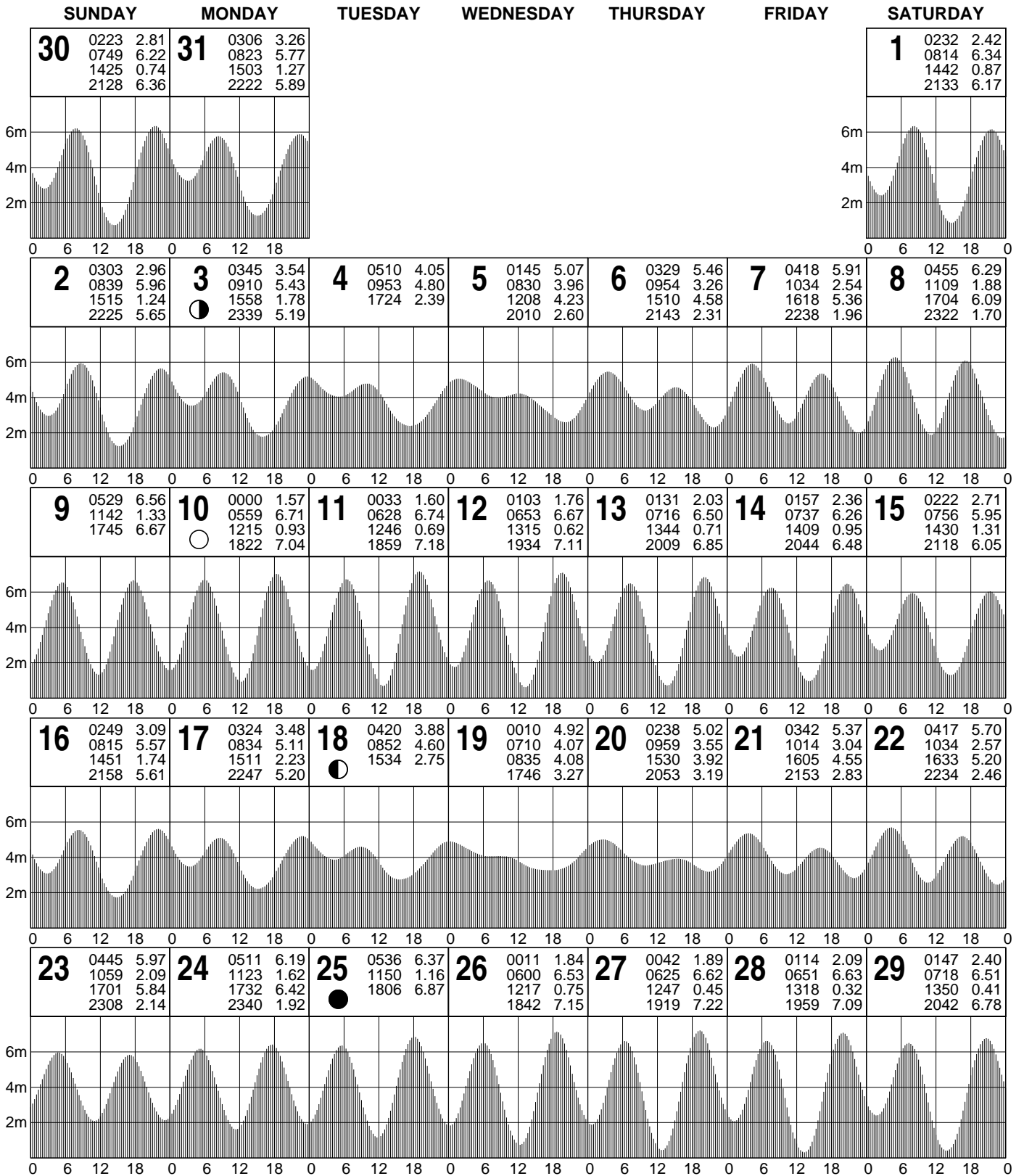
SEPTEMBER - 2022 AUSTRALIAN CENTRAL STANDARD TIME



© Copyright: Commonwealth of Australia 2020, Bureau of Meteorology
 Disclaimer: These tide predictions are supplied in good faith and believed to be correct.
 No warranty is given in respect to errors, omissions, or suitability for any purpose.

TIDE PREDICTIONS FOR CHARLES POINT PATCHES

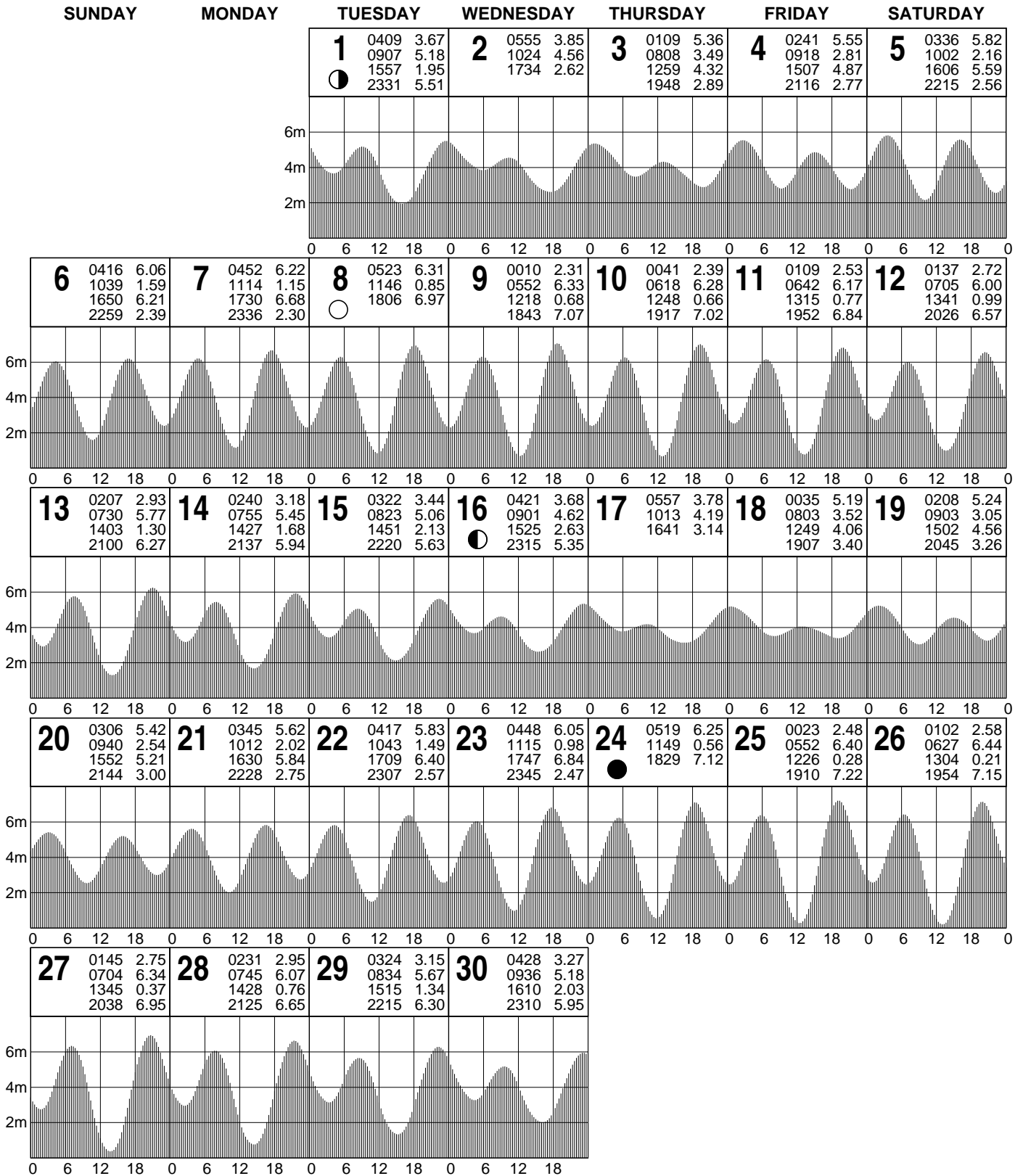
OCTOBER - 2022 AUSTRALIAN CENTRAL STANDARD TIME



© Copyright: Commonwealth of Australia 2020, Bureau of Meteorology
 Disclaimer: These tide predictions are supplied in good faith and believed to be correct.
 No warranty is given in respect to errors, omissions, or suitability for any purpose.

TIDE PREDICTIONS FOR CHARLES POINT PATCHES

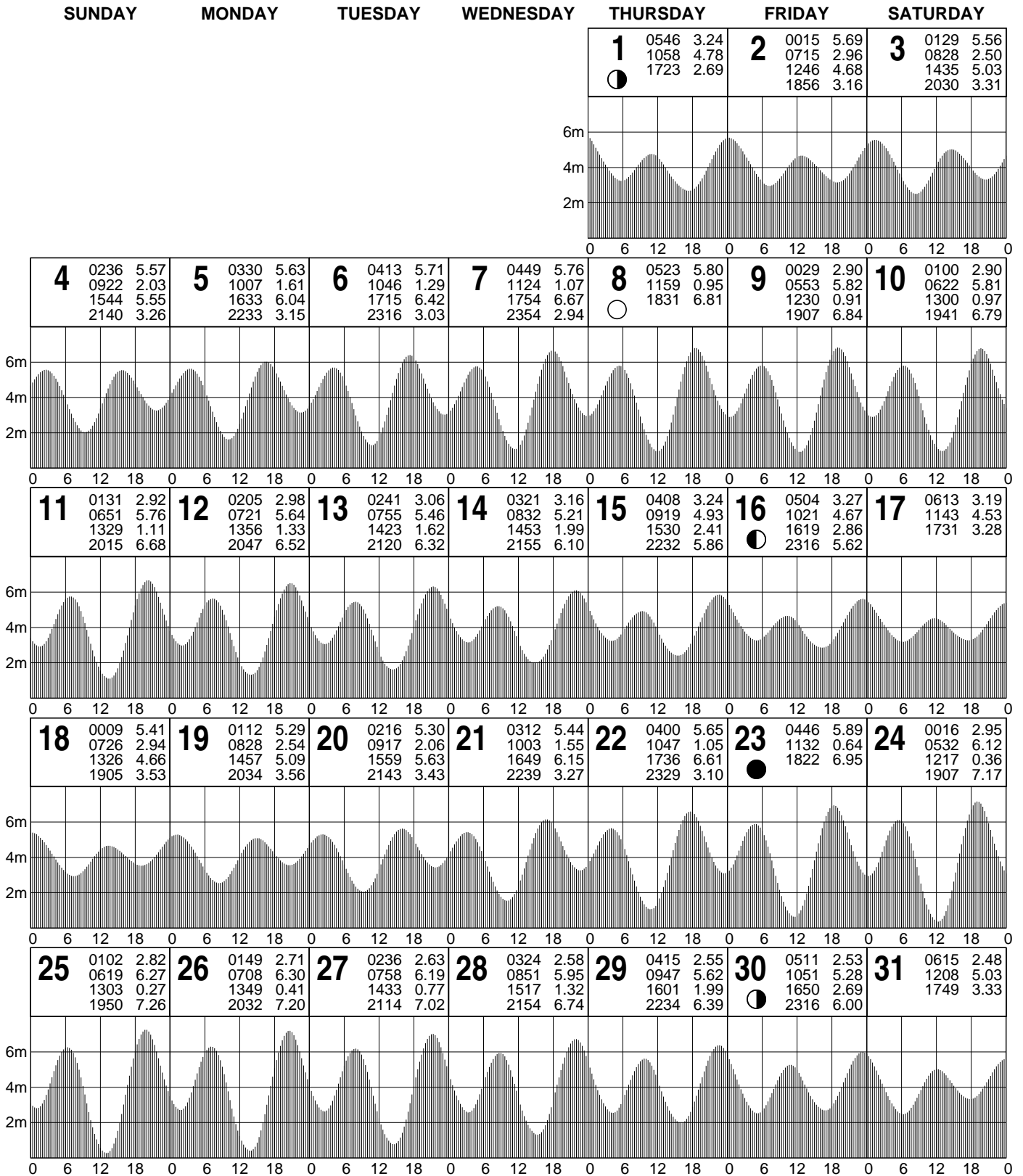
NOVEMBER - 2022 AUSTRALIAN CENTRAL STANDARD TIME



© Copyright: Commonwealth of Australia 2020, Bureau of Meteorology
 Disclaimer: These tide predictions are supplied in good faith and believed to be correct.
 No warranty is given in respect to errors, omissions, or suitability for any purpose.

TIDE PREDICTIONS FOR CHARLES POINT PATCHES

DECEMBER - 2022 AUSTRALIAN CENTRAL STANDARD TIME



© Copyright: Commonwealth of Australia 2020, Bureau of Meteorology
 Disclaimer: These tide predictions are supplied in good faith and believed to be correct.
 No warranty is given in respect to errors, omissions, or suitability for any purpose.