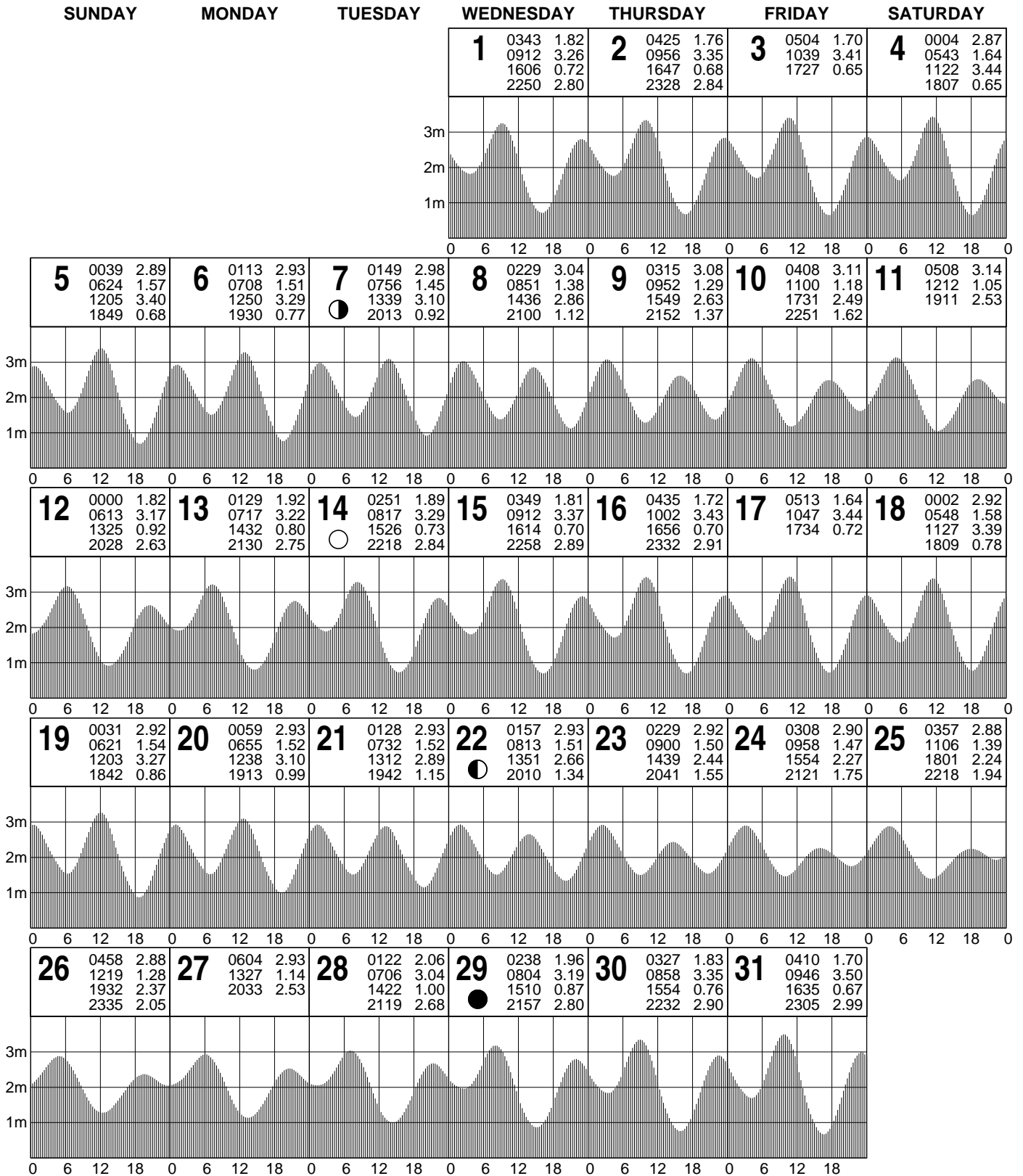


TIDE PREDICTIONS FOR MELVILLE BAY - GOVE HARBOUR

JANUARY - 2025 AUSTRALIAN CENTRAL STANDARD TIME



© Copyright: Commonwealth of Australia 2023, Bureau of Meteorology

Disclaimer: These tide predictions are supplied in good faith and believed to be correct.

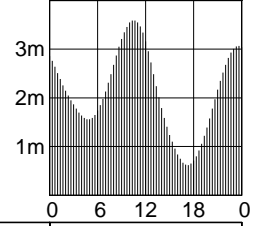
No warranty is given in respect to errors, omissions, or suitability for any purpose.

TIDE PREDICTIONS FOR MELVILLE BAY - GOVE HARBOUR

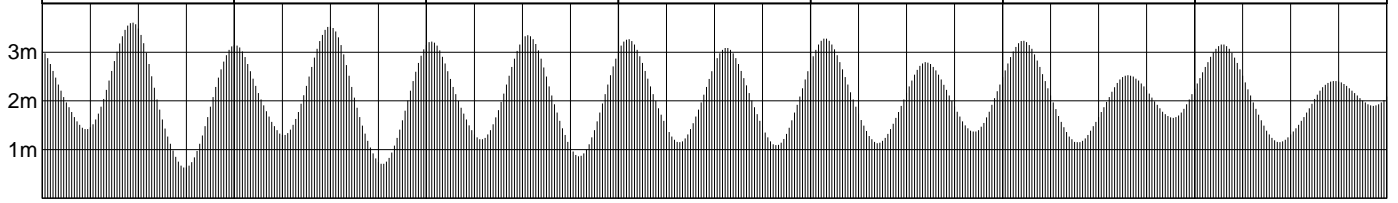
FEBRUARY - 2025 AUSTRALIAN CENTRAL STANDARD TIME

SUNDAY MONDAY TUESDAY WEDNESDAY THURSDAY FRIDAY SATURDAY

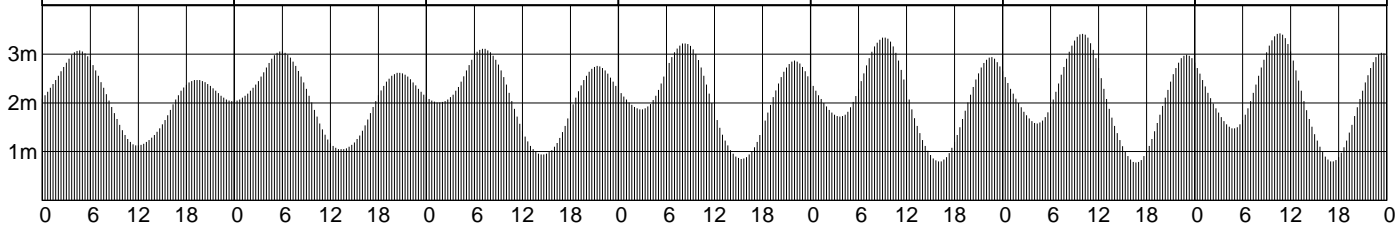
1	0450 1.56
	1032 3.60
	1715 0.62
	2336 3.07



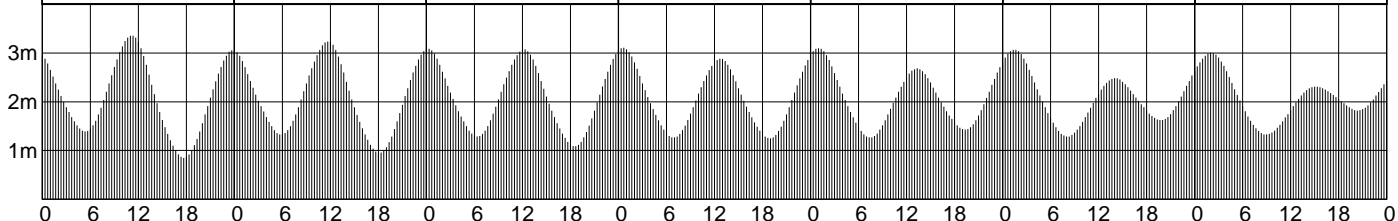
2	0529 1.42	3	0007 3.15	4	0038 3.22	5	0111 3.27	6	0150 3.28	7	0234 3.24	8	0329 3.16
	1115 3.61		0609 1.30		0651 1.21		0735 1.15		0825 1.13		0925 1.14		1035 1.15
	1752 0.63		1158 3.53		1242 3.35		1330 3.09		1425 2.80		1541 2.53		1732 2.41
			1828 0.70		1906 0.86		1944 1.09		2027 1.37		2117 1.66		2223 1.90



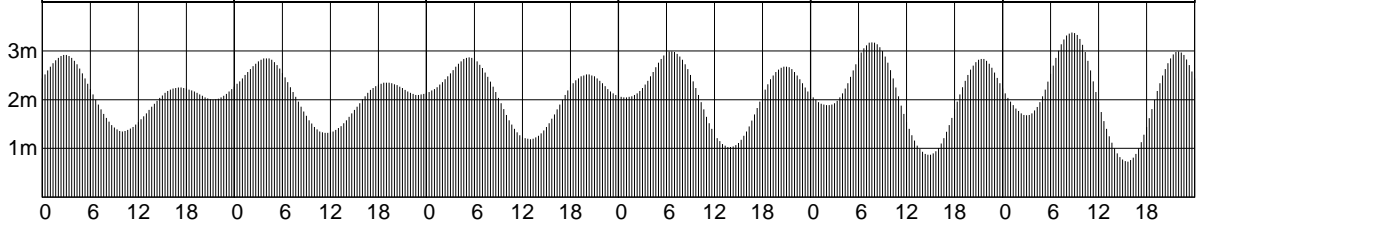
9	0436 3.08	10	0551 3.06	11	0136 2.01	12	0250 1.87	13	0339 1.72	14	0418 1.58	15	0451 1.47
	1154 1.12		1321 1.05		0707 3.11		0817 3.23		0914 3.35		0957 3.42		1035 3.43
	1921 2.47		2036 2.62		1432 0.94		1524 0.85		1605 0.80		1640 0.78		1712 0.79
	2348 2.04				2124 2.76		2202 2.87		2232 2.94		2300 2.99		2325 3.03



16	0522 1.39	17	0552 1.33	18	0012 3.09	19	0036 3.11	20	0102 3.11	21	0130 3.07	22	0205 3.01
	1110 3.37		1142 3.24		0622 1.28		0653 1.26		0726 1.26		0806 1.29		0855 1.33
	1741 0.85		1807 0.95		1213 3.08		1245 2.89		1320 2.69		1404 2.49		1509 2.32
	2349 3.07				1831 1.09		1854 1.25		1918 1.43		1947 1.62		2025 1.83



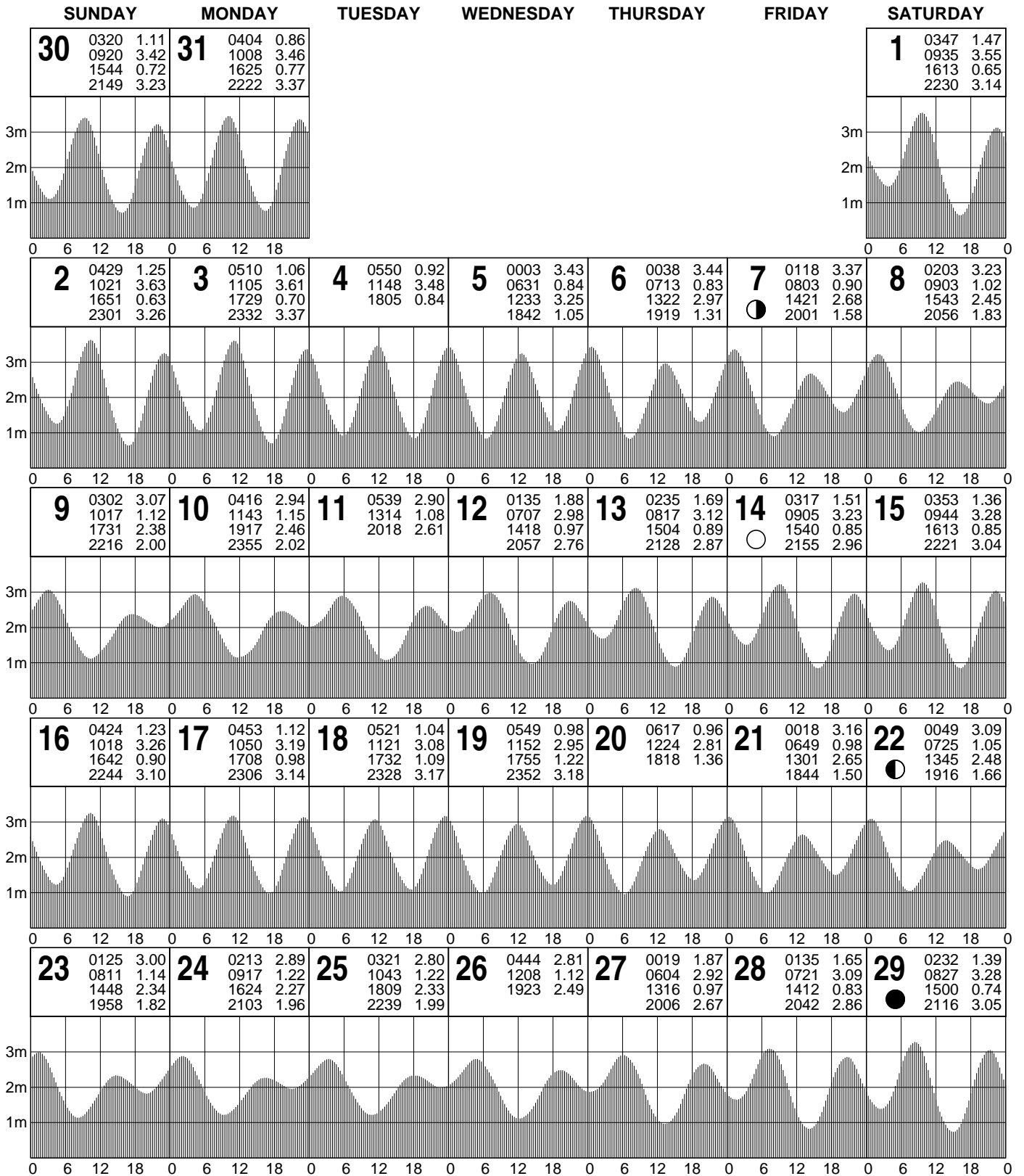
23	0252 2.92	24	0359 2.85	25	0520 2.87	26	0052 2.05	27	0211 1.89	28	0302 1.68
	1003 1.35		1128 1.32		1252 1.19		0634 3.00		0743 3.18		0843 3.38
	1706 2.25		1905 2.35		2010 2.52		1357 1.03		1448 0.87		1533 0.73
	2126 2.00		2256 2.10				2052 2.69		2126 2.84		2158 2.99



© Copyright: Commonwealth of Australia 2023, Bureau of Meteorology
 Disclaimer: These tide predictions are supplied in good faith and believed to be correct.
 No warranty is given in respect to errors, omissions, or suitability for any purpose.

TIDE PREDICTIONS FOR MELVILLE BAY - GOVE HARBOUR

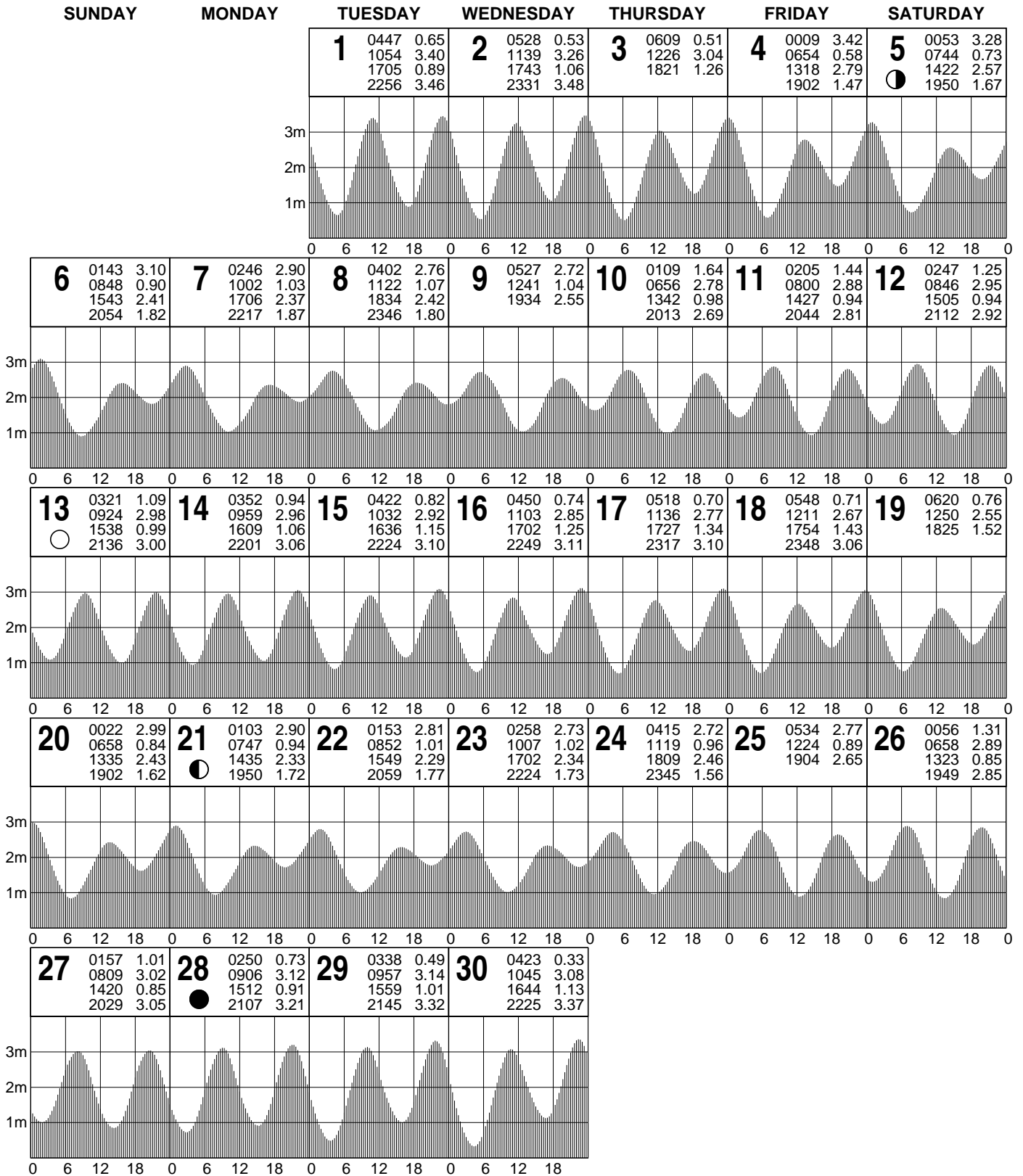
MARCH - 2025 AUSTRALIAN CENTRAL STANDARD TIME



© Copyright: Commonwealth of Australia 2023, Bureau of Meteorology
 Disclaimer: These tide predictions are supplied in good faith and believed to be correct.
 No warranty is given in respect to errors, omissions, or suitability for any purpose.

TIDE PREDICTIONS FOR MELVILLE BAY - GOVE HARBOUR

APRIL - 2025 AUSTRALIAN CENTRAL STANDARD TIME



© Copyright: Commonwealth of Australia 2023, Bureau of Meteorology

Disclaimer: These tide predictions are supplied in good faith and believed to be correct.

No warranty is given in respect to errors, omissions, or suitability for any purpose.

TIDE PREDICTIONS FOR MELVILLE BAY - GOVE HARBOUR

MAY - 2025 AUSTRALIAN CENTRAL STANDARD TIME

SUNDAY

MONDAY

TUESDAY

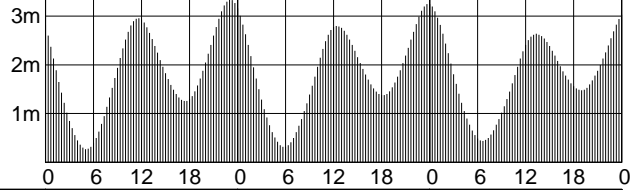
WEDNESDAY

THURSDAY

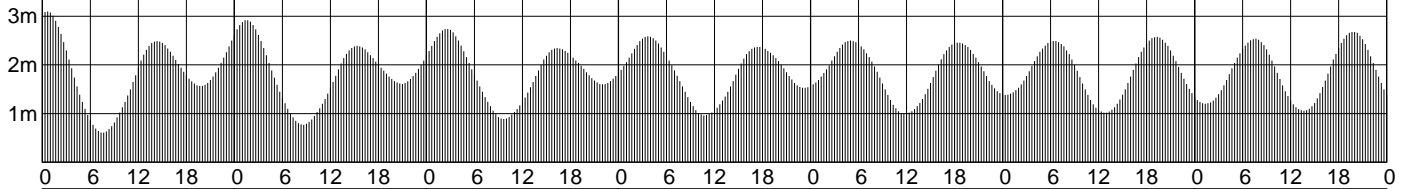
FRIDAY

SATURDAY

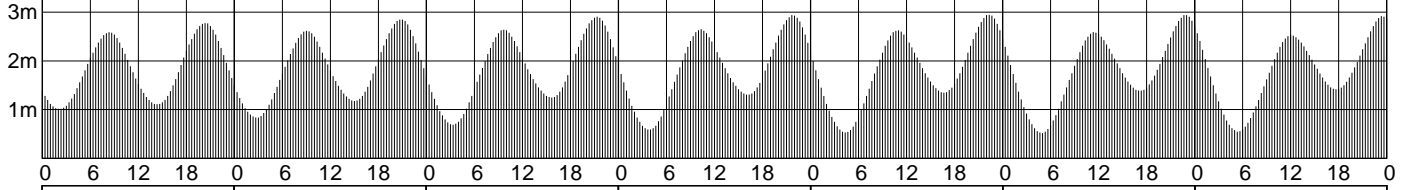
1	0507	0.27	2	0551	0.32	3	0638	0.44
	1134	2.96		1224	2.80		1320	2.63
	1727	1.25		1811	1.37		1857	1.48
	2306	3.34		2349	3.25			



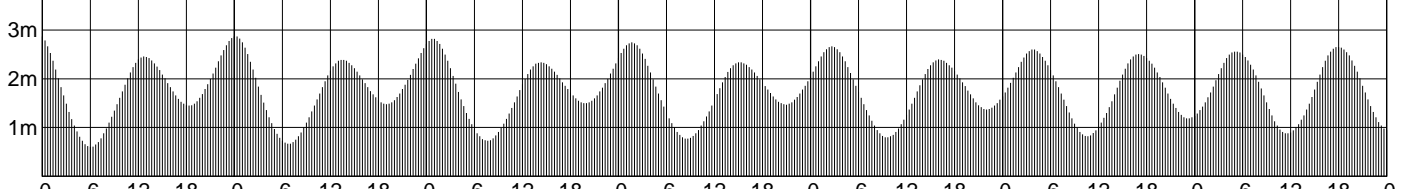
4 ☾	0037	3.11	5	0130	2.92	6	0232	2.74	7	0342	2.59	8	0459	2.50	9	0024	1.38	10	0123	1.20
	0732	0.61		0834	0.77		0940	0.89		1045	0.96		1148	0.99		0626	2.49		0733	2.54
	1420	2.49		1520	2.39		1621	2.35		1727	2.37		1828	2.46		1246	1.02		1338	1.06
	1949	1.56		2052	1.61		2202	1.60		2313	1.53					1914	2.58		1951	2.69



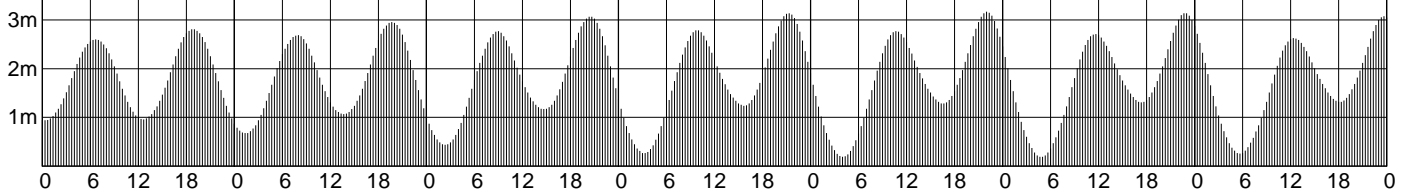
11	0208	1.01	12	0246	0.84	13	0319	0.69	14	0351	0.59	15	0422	0.53	16	0454	0.52	17	0527	0.55
	0822	2.59		0903	2.63		0940	2.64		1016	2.65		1051	2.63		1127	2.59		1204	2.53
	1422	1.11		1502	1.18		1538	1.25		1611	1.31		1642	1.35		1713	1.39		1745	1.42
	2022	2.78		2051	2.86		2119	2.91		2148	2.94		2219	2.95		2253	2.95		2329	2.92



18	0604	0.60	19	0007	2.88	20	0050	2.82	21	0141	2.75	22	0241	2.67	23	0350	2.60	24	0508	2.57
	1244	2.46		0647	0.67		0737	0.73		0834	0.77		0933	0.80		1033	0.82		1132	0.88
	1820	1.45		1329	2.39		1418	2.34		1511	2.34		1605	2.40		1700	2.51		1756	2.65



25	0019	0.94	26	0122	0.68	27	0220	0.44	28	0314	0.27	29	0403	0.18	30	0451	0.19	31	0540	0.26
	0640	2.60		0755	2.69		0855	2.77		0950	2.79		1042	2.77		1134	2.71		1224	2.63
	1233	0.96		1338	1.07		1443	1.17		1541	1.24		1633	1.29		1722	1.31		1807	1.32
	1851	2.81		1942	2.96		2029	3.07		2116	3.14		2202	3.17		2249	3.15		2337	3.08



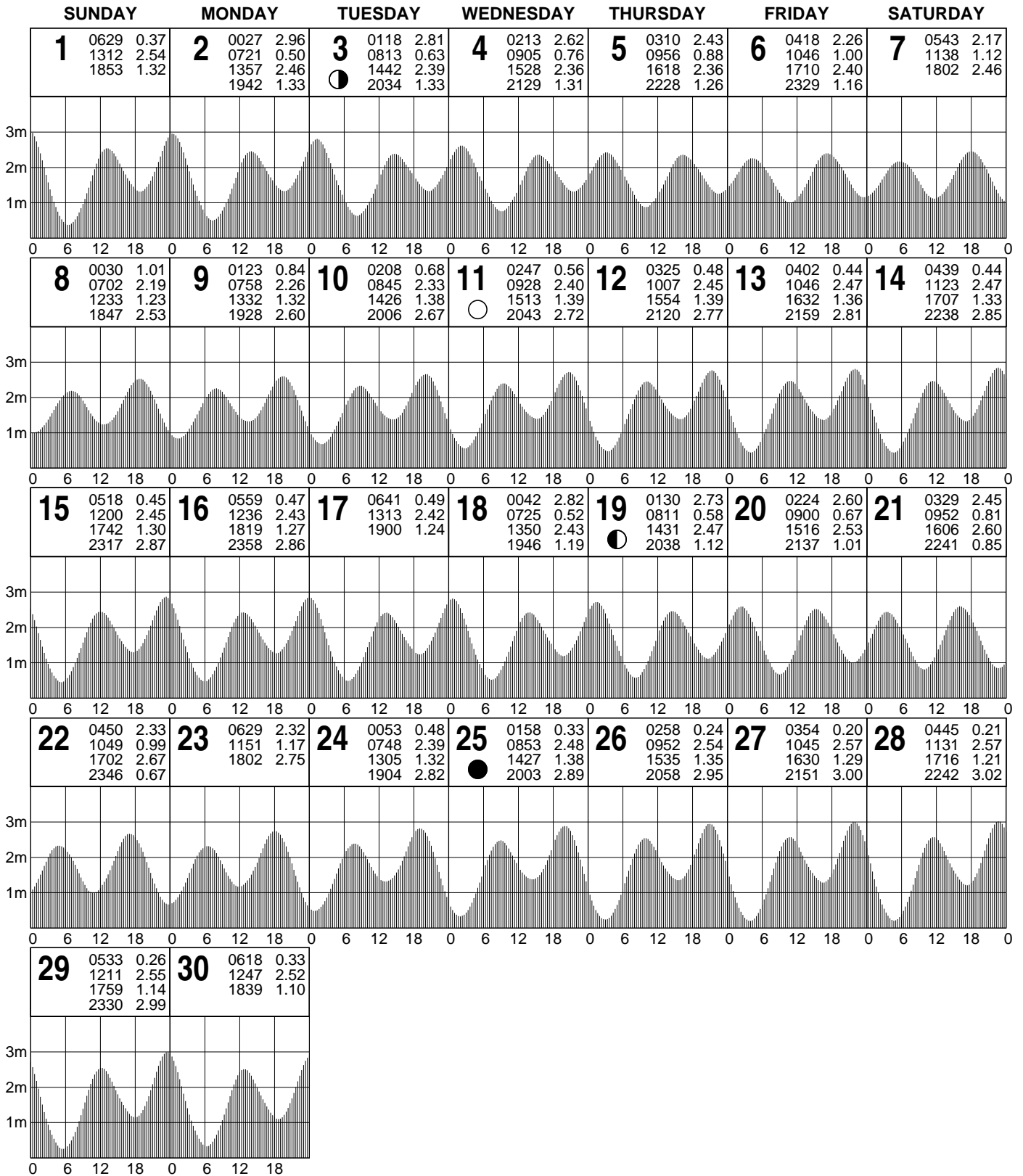
© Copyright: Commonwealth of Australia 2023, Bureau of Meteorology

Disclaimer: These tide predictions are supplied in good faith and believed to be correct.

No warranty is given in respect to errors, omissions, or suitability for any purpose.

TIDE PREDICTIONS FOR MELVILLE BAY - GOVE HARBOUR

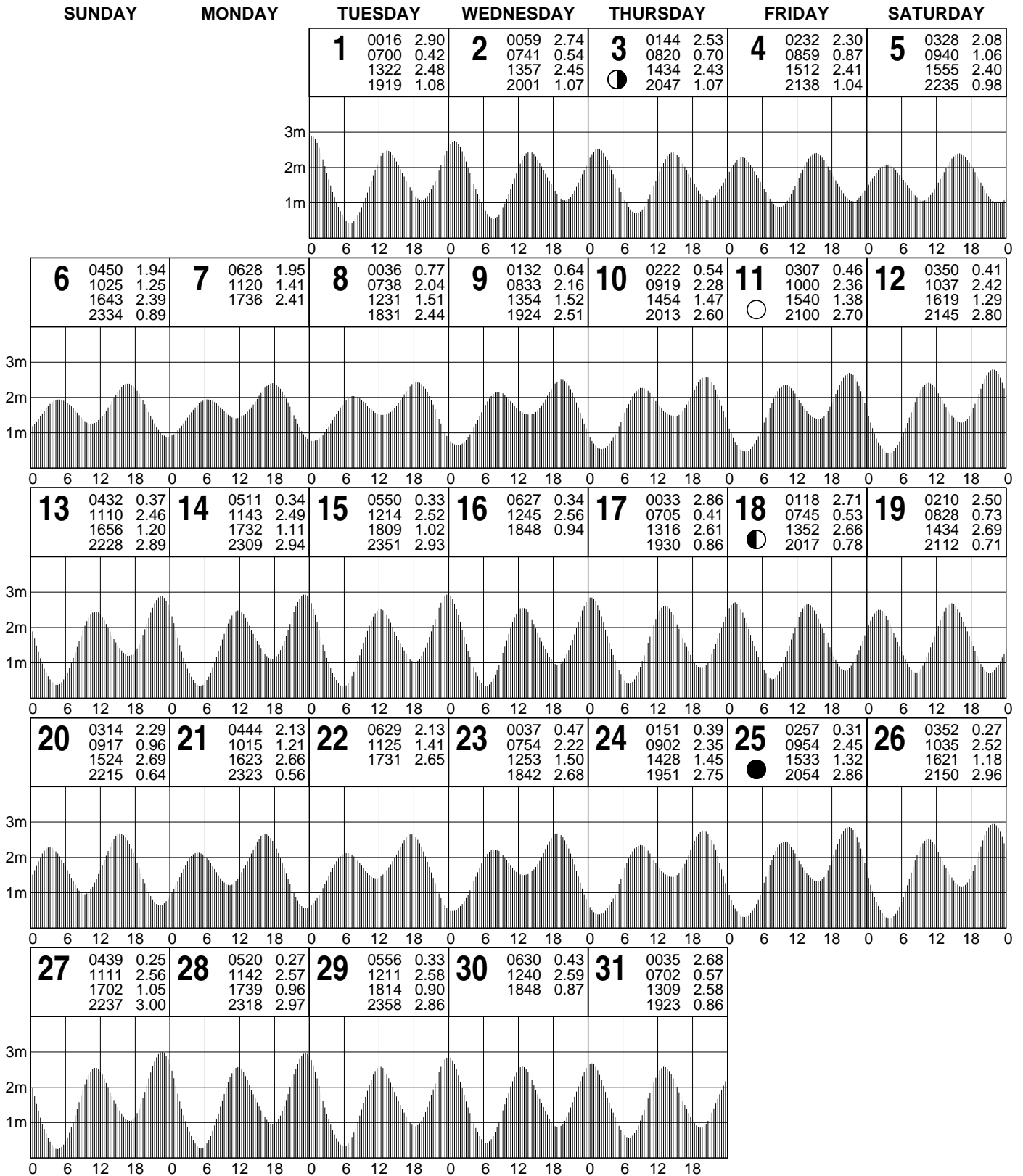
JUNE - 2025 AUSTRALIAN CENTRAL STANDARD TIME



© Copyright: Commonwealth of Australia 2023, Bureau of Meteorology
 Disclaimer: These tide predictions are supplied in good faith and believed to be correct.
 No warranty is given in respect to errors, omissions, or suitability for any purpose.

TIDE PREDICTIONS FOR MELVILLE BAY - GOVE HARBOUR

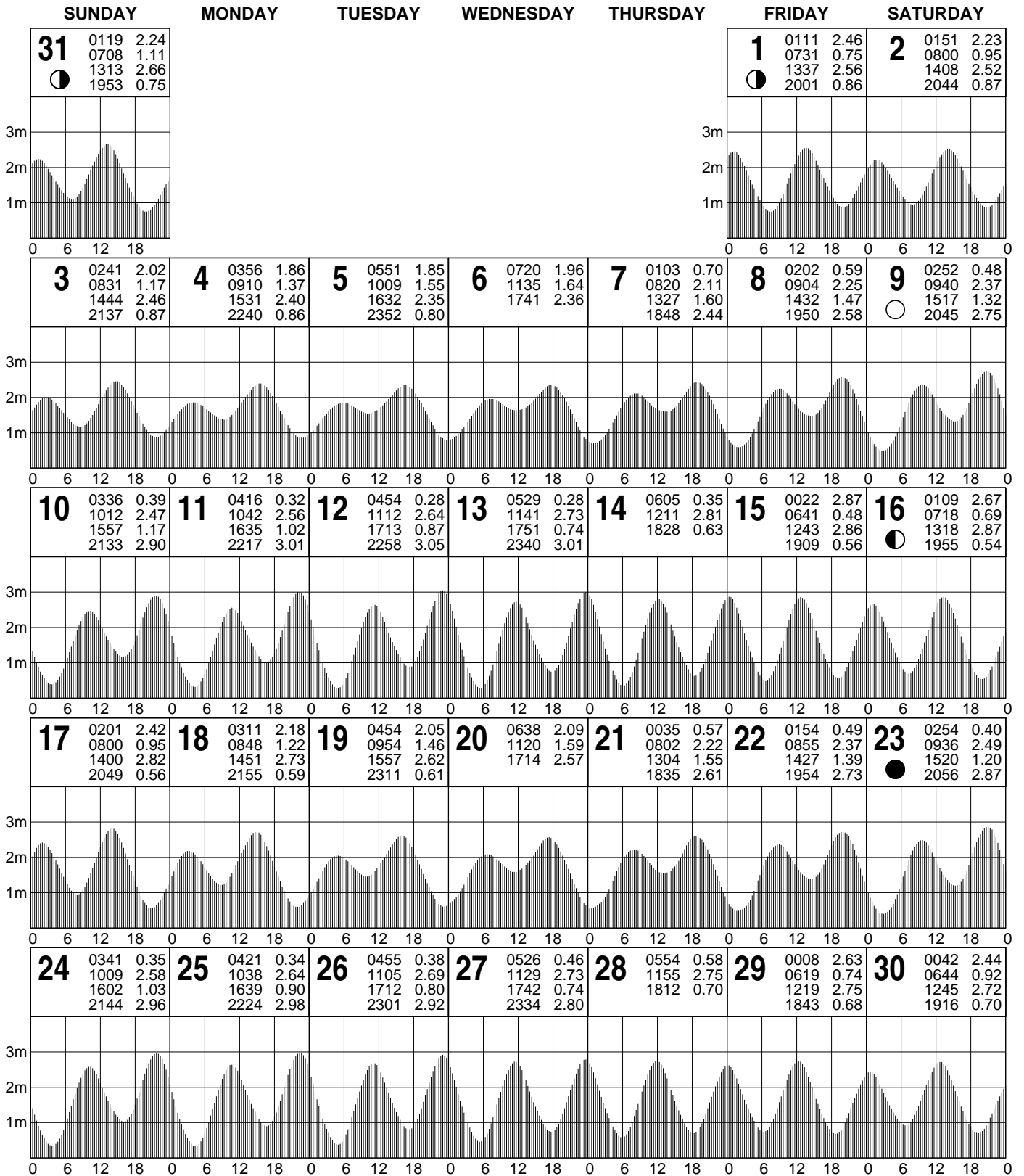
JULY - 2025 AUSTRALIAN CENTRAL STANDARD TIME



© Copyright: Commonwealth of Australia 2023, Bureau of Meteorology
 Disclaimer: These tide predictions are supplied in good faith and believed to be correct.
 No warranty is given in respect to errors, omissions, or suitability for any purpose.

TIDE PREDICTIONS FOR MELVILLE BAY - GOVE HARBOUR

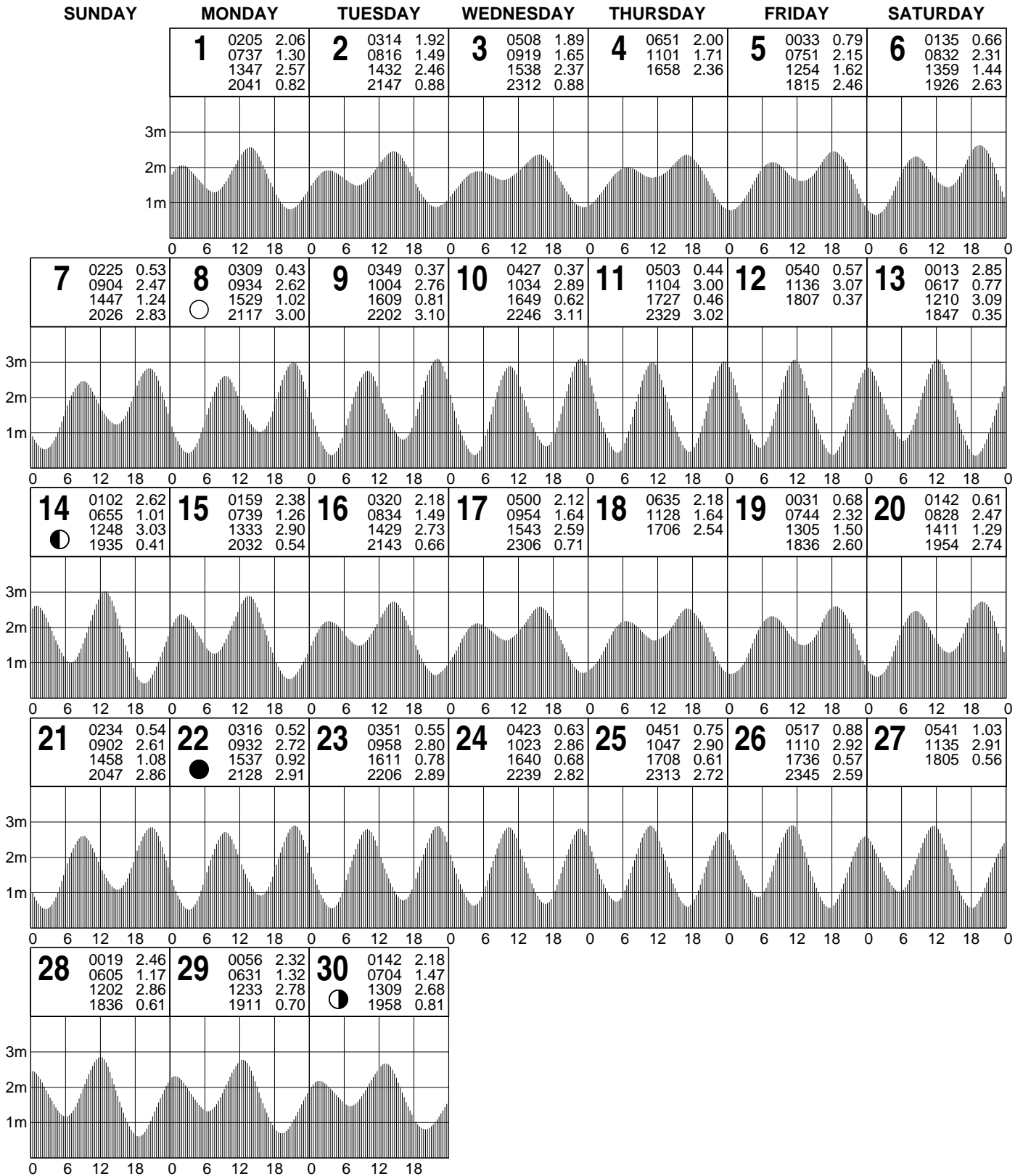
AUGUST - 2025 AUSTRALIAN CENTRAL STANDARD TIME



© Copyright: Commonwealth of Australia 2023, Bureau of Meteorology
 Disclaimer: These tide predictions are supplied in good faith and believed to be correct.
 No warranty is given in respect to errors, omissions, or suitability for any purpose.

TIDE PREDICTIONS FOR MELVILLE BAY - GOVE HARBOUR

SEPTEMBER - 2025 AUSTRALIAN CENTRAL STANDARD TIME



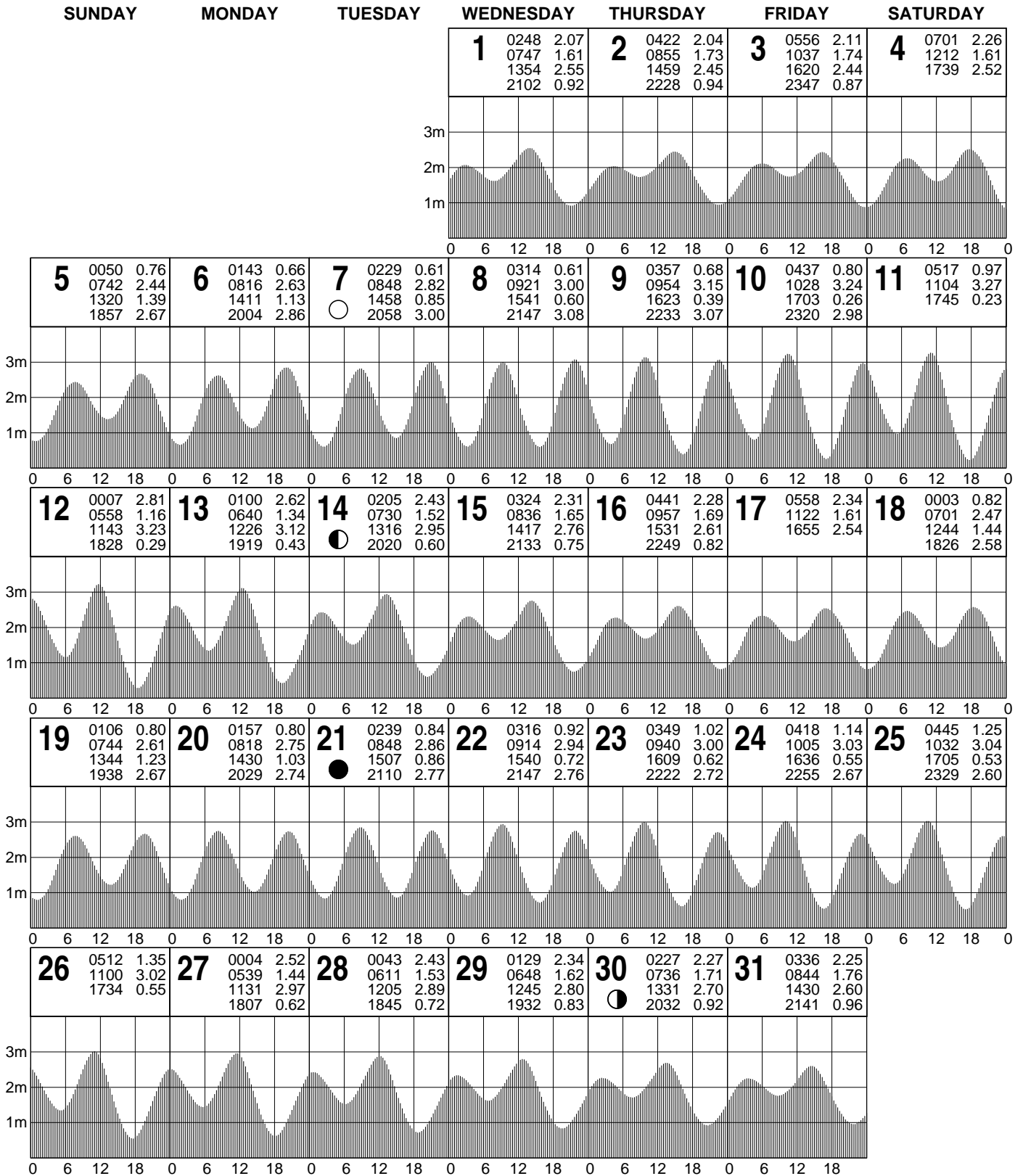
© Copyright: Commonwealth of Australia 2023, Bureau of Meteorology

Disclaimer: These tide predictions are supplied in good faith and believed to be correct.

No warranty is given in respect to errors, omissions, or suitability for any purpose.

TIDE PREDICTIONS FOR MELVILLE BAY - GOVE HARBOUR

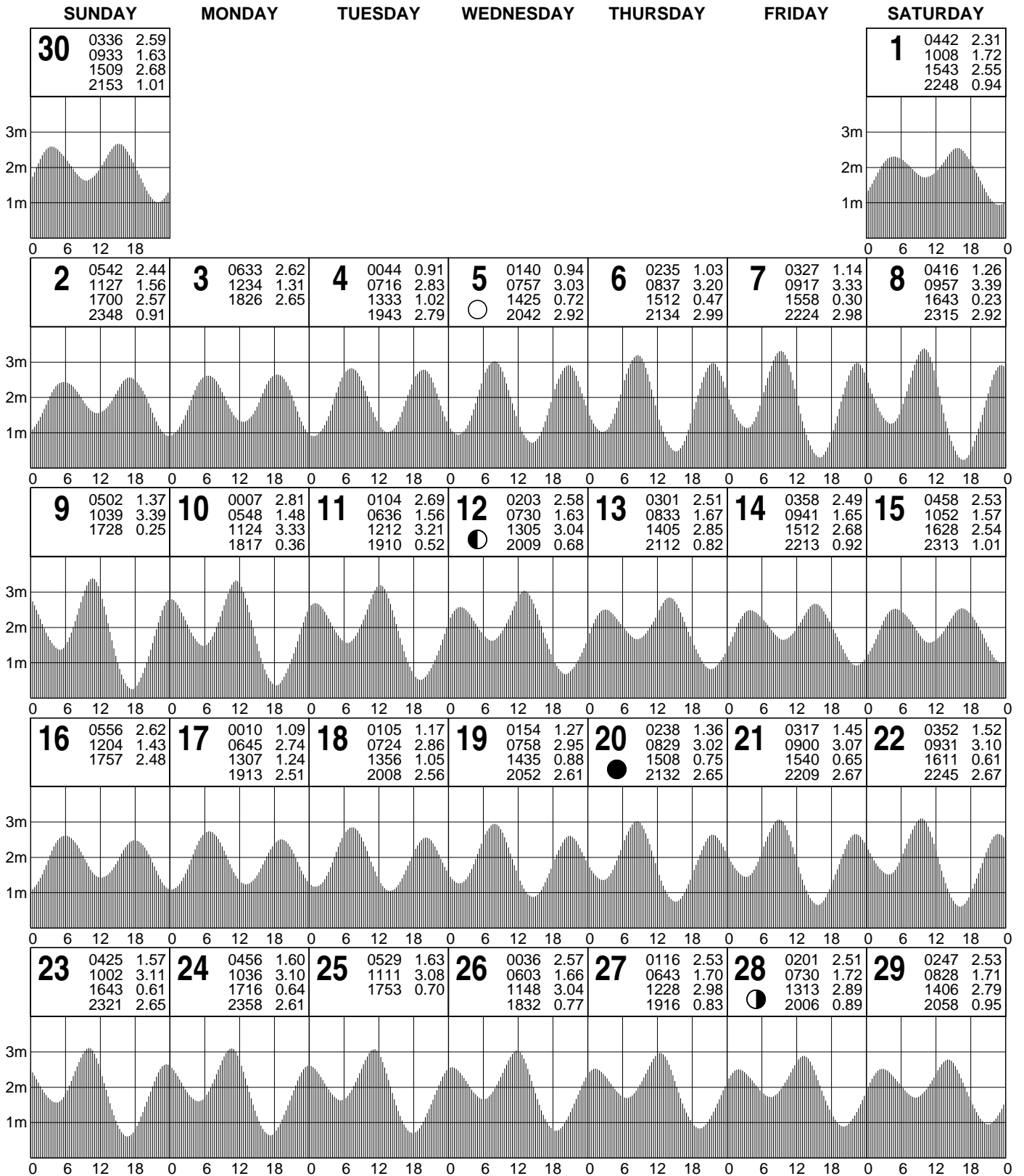
OCTOBER - 2025 AUSTRALIAN CENTRAL STANDARD TIME



© Copyright: Commonwealth of Australia 2023, Bureau of Meteorology
 Disclaimer: These tide predictions are supplied in good faith and believed to be correct.
 No warranty is given in respect to errors, omissions, or suitability for any purpose.

TIDE PREDICTIONS FOR MELVILLE BAY - GOVE HARBOUR

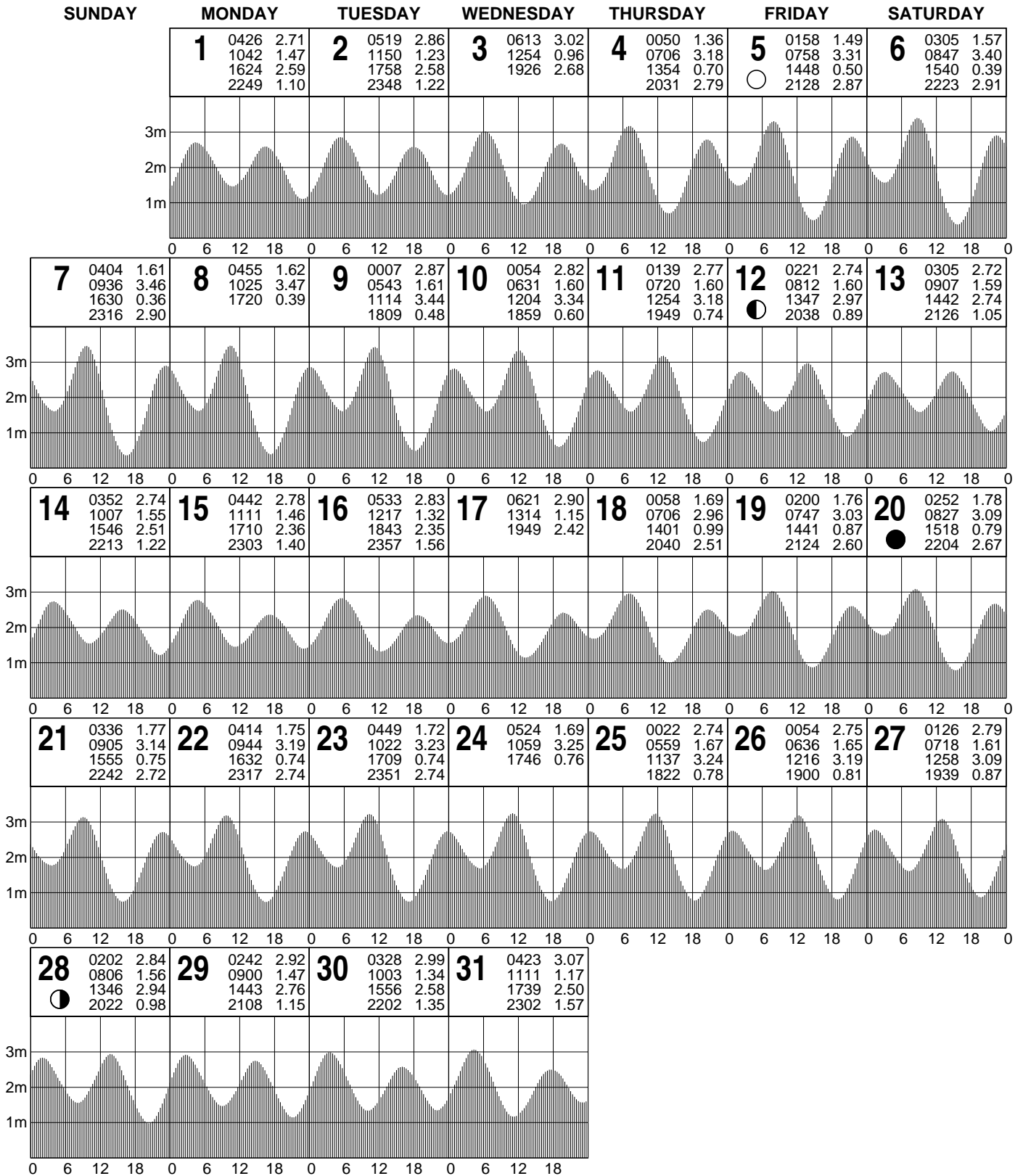
NOVEMBER - 2025 AUSTRALIAN CENTRAL STANDARD TIME



© Copyright: Commonwealth of Australia 2023, Bureau of Meteorology
 Disclaimer: These tide predictions are supplied in good faith and believed to be correct.
 No warranty is given in respect to errors, omissions, or suitability for any purpose.

TIDE PREDICTIONS FOR MELVILLE BAY - GOVE HARBOUR

DECEMBER - 2025 AUSTRALIAN CENTRAL STANDARD TIME



© Copyright: Commonwealth of Australia 2023, Bureau of Meteorology
Disclaimer: These tide predictions are supplied in good faith and believed to be correct.
 No warranty is given in respect to errors, omissions, or suitability for any purpose.