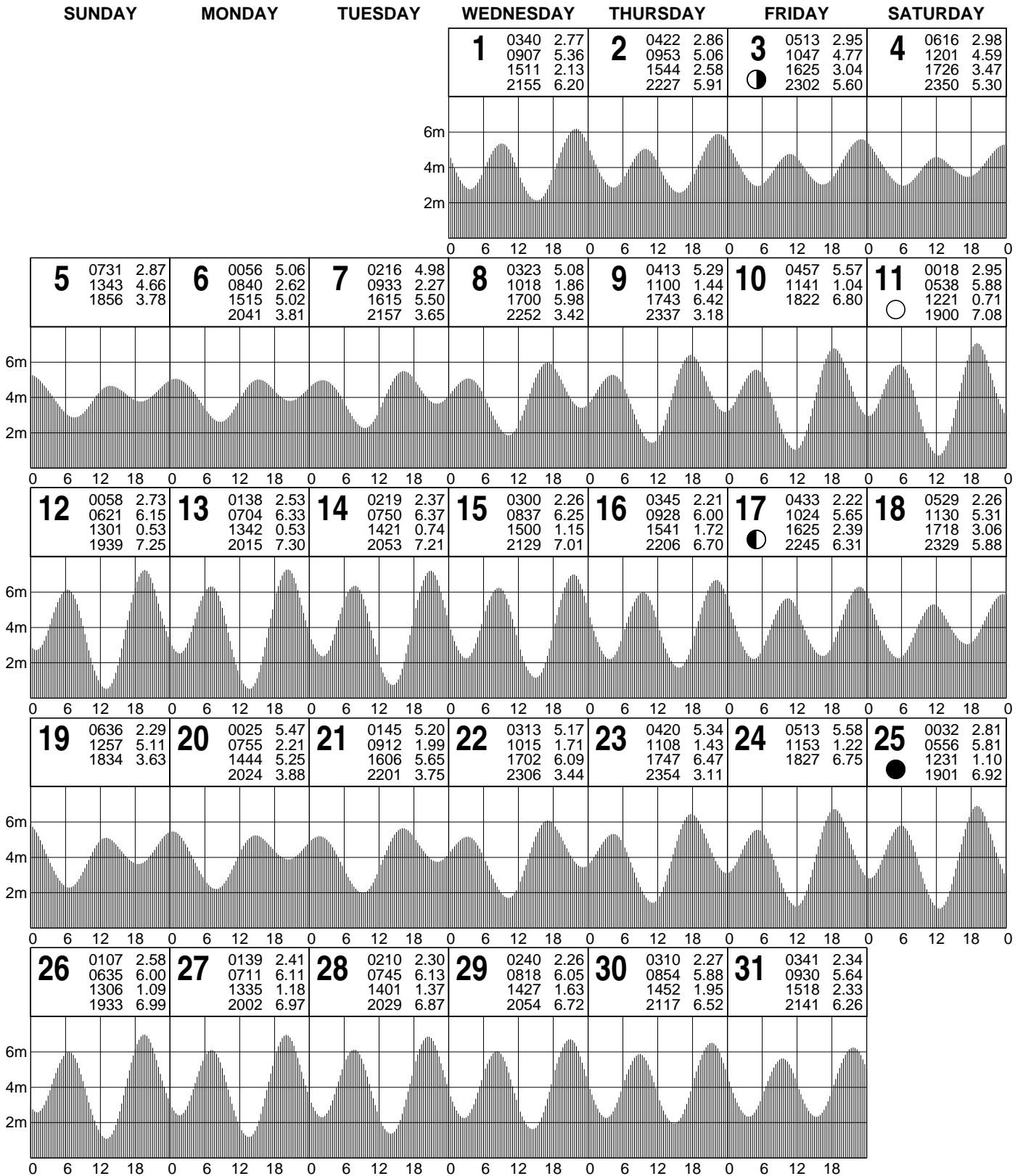


TIDE PREDICTIONS FOR CHARLES POINT PATCHES

JANUARY - 2020 AUSTRALIAN CENTRAL STANDARD TIME



© Copyright: Commonwealth of Australia 2019, Bureau of Meteorology

Disclaimer: These tide predictions are supplied in good faith and believed to be correct.

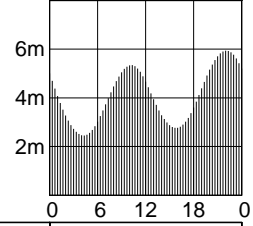
No warranty is given in respect to errors, omissions, or suitability for any purpose.

TIDE PREDICTIONS FOR CHARLES POINT PATCHES

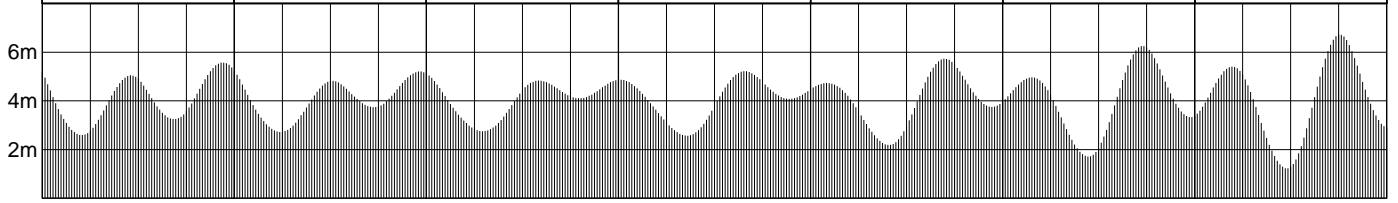
FEBRUARY - 2020 AUSTRALIAN CENTRAL STANDARD TIME

SUNDAY MONDAY TUESDAY WEDNESDAY THURSDAY FRIDAY SATURDAY

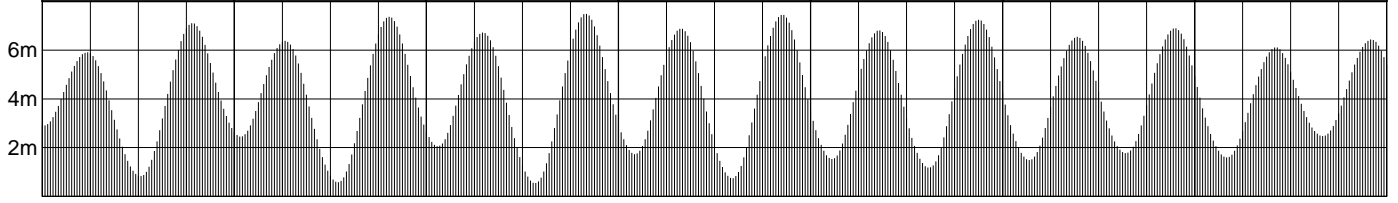
1	0415	2.46
	1013	5.35
	1549	2.77
	2205	5.94



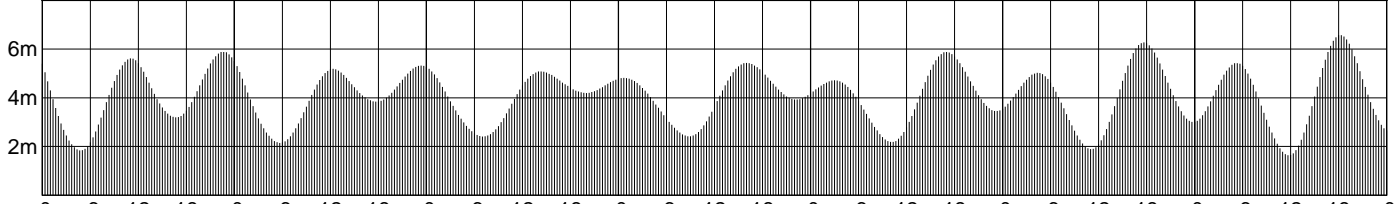
2 ☾	0455	2.60	3	0546	2.72	4	0702	2.75	5	0012	4.88	6	0202	4.74	7	0341	4.97	8	0444	5.42
	1104	5.06		1215	4.83		1403	4.84		0834	2.57		0947	2.19		1043	1.71		1130	1.23
	1629	3.26		1725	3.74		1906	4.11		1547	5.22		1646	5.74		1730	6.26		1809	6.74
	2233	5.59		2311	5.21		2122	4.08		2240	3.75		2329	3.34						



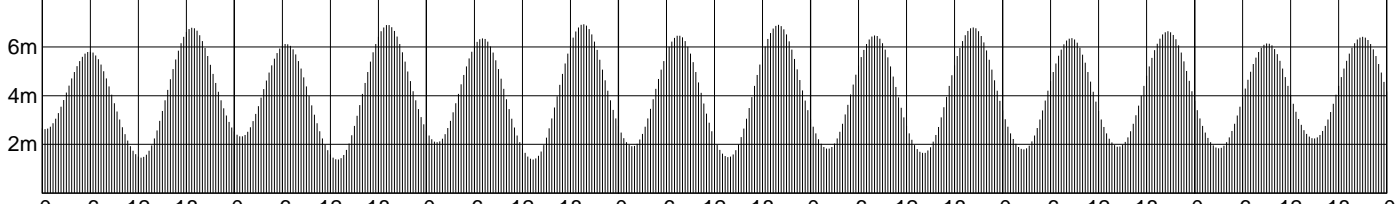
9 ☽	0009	2.90	10	0047	2.46	11	0126	2.06	12	0203	1.73	13	0242	1.53	14	0321	1.49	15	0401	1.60
	0534	5.92		0620	6.39		0705	6.73		0749	6.89		0834	6.82		0920	6.55		1009	6.12
	1214	0.82		1255	0.58		1334	0.54		1412	0.75		1448	1.18		1524	1.78		1600	2.48
	1845	7.12		1921	7.38		1955	7.50		2029	7.46		2101	7.26		2132	6.91		2204	6.44



16 ☾	0447	1.84	17	0544	2.15	18	0706	2.41	19	0041	4.82	20	0302	4.72	21	0425	5.03	22	0515	5.43
	1105	5.62		1220	5.19		1418	5.09		0850	2.42		1009	2.19		1104	1.89		1147	1.64
	1643	3.20		1744	3.85		1958	4.20		1603	5.44		1700	5.89		1739	6.28		1813	6.59
	2238	5.90		2321	5.33		2212	3.93		2312	3.46		2350	3.01						



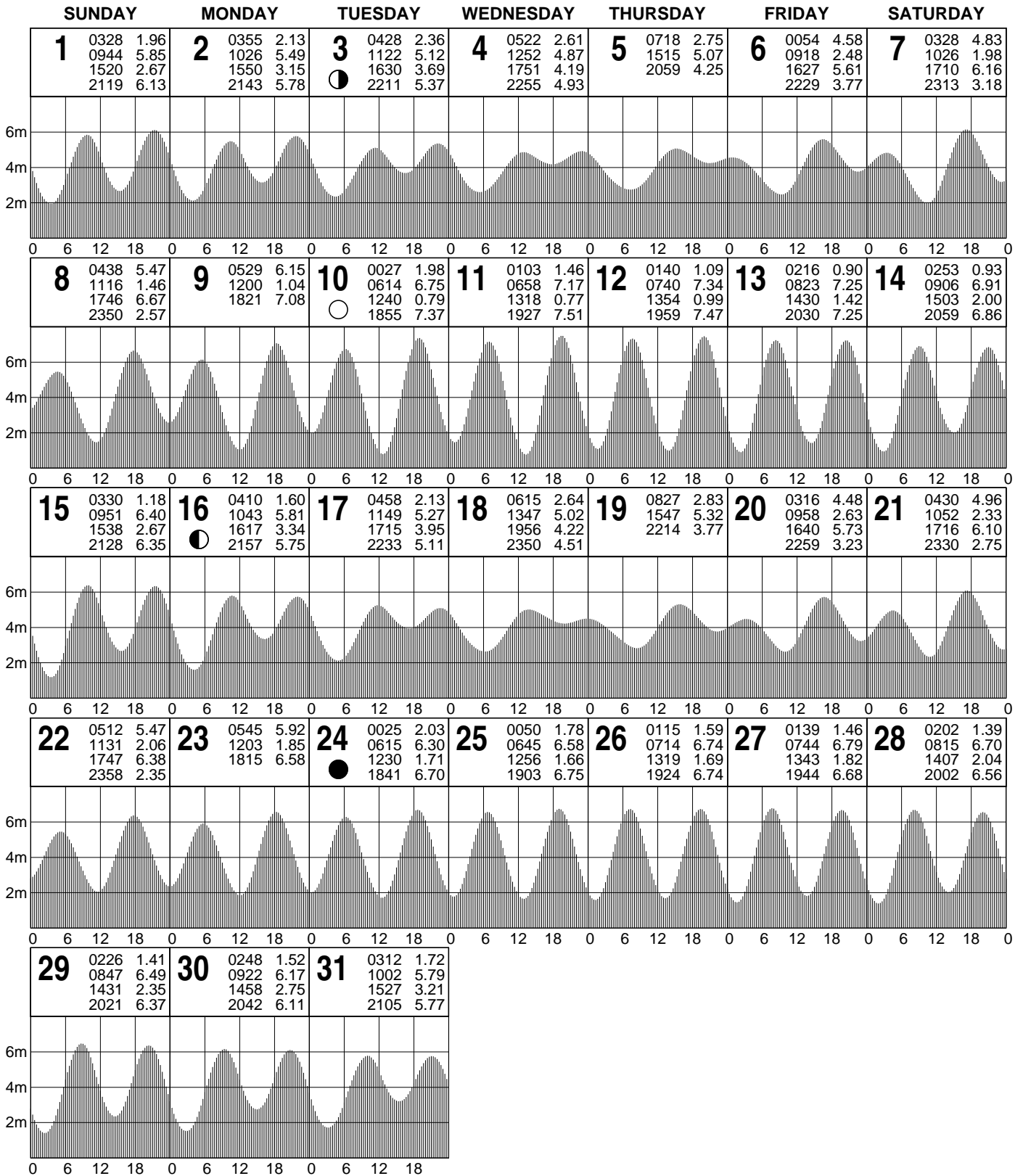
23	0022	2.63	24 ☉	0051	2.32	25	0118	2.09	26	0145	1.92	27	0211	1.83	28	0236	1.80	29	0301	1.84
	0555	5.82		0630	6.13		0701	6.36		0732	6.48		0803	6.48		0834	6.37		0908	6.16
	1222	1.46		1253	1.38		1319	1.38		1343	1.48		1406	1.65		1430	1.91		1454	2.25
	1844	6.80		1911	6.91		1936	6.94		1959	6.91		2019	6.81		2040	6.65		2100	6.42



© Copyright: Commonwealth of Australia 2019, Bureau of Meteorology
Disclaimer: These tide predictions are supplied in good faith and believed to be correct.
 No warranty is given in respect to errors, omissions, or suitability for any purpose.

TIDE PREDICTIONS FOR CHARLES POINT PATCHES

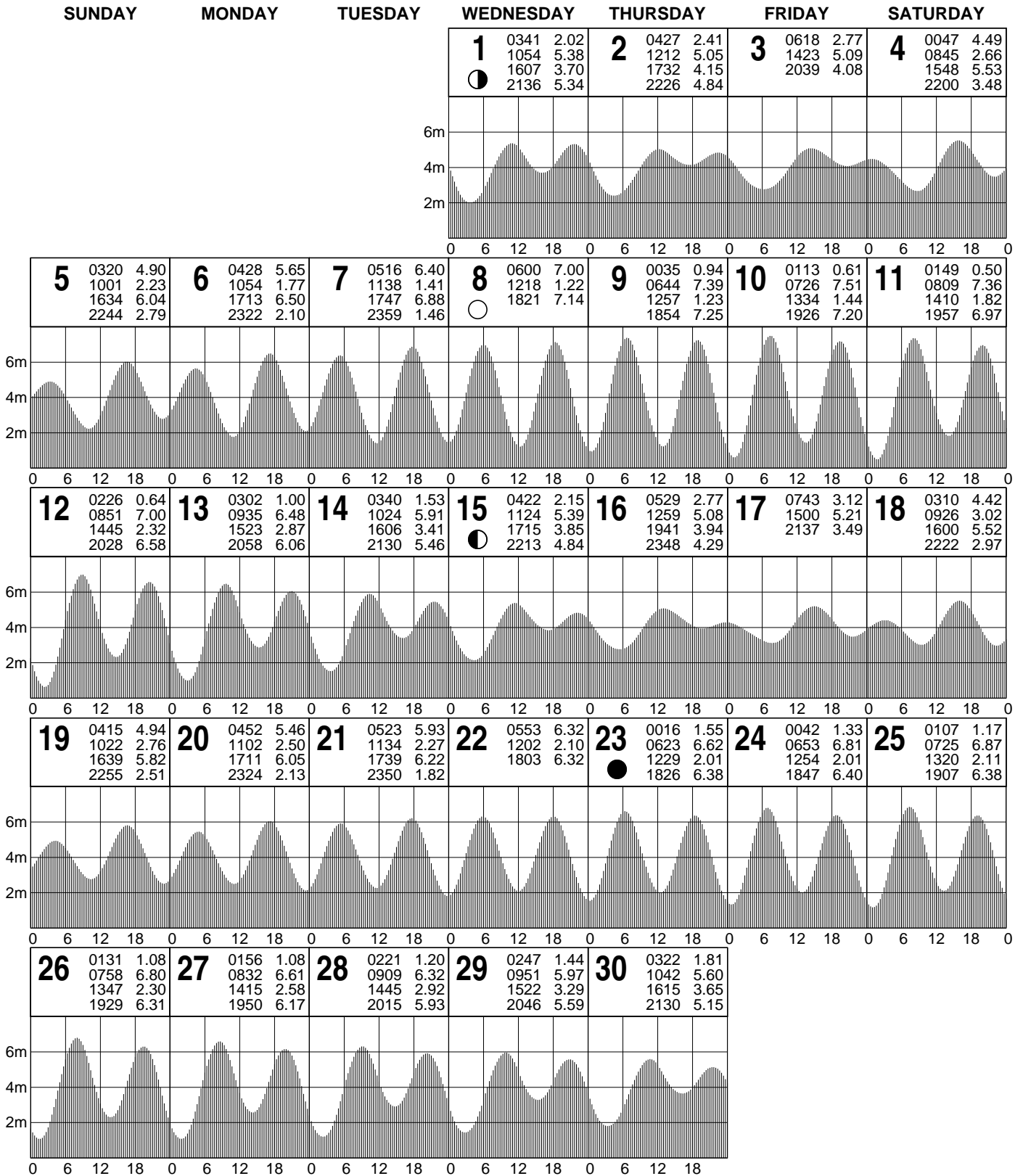
MARCH - 2020 AUSTRALIAN CENTRAL STANDARD TIME



© Copyright: Commonwealth of Australia 2019, Bureau of Meteorology
 Disclaimer: These tide predictions are supplied in good faith and believed to be correct.
 No warranty is given in respect to errors, omissions, or suitability for any purpose.

TIDE PREDICTIONS FOR CHARLES POINT PATCHES

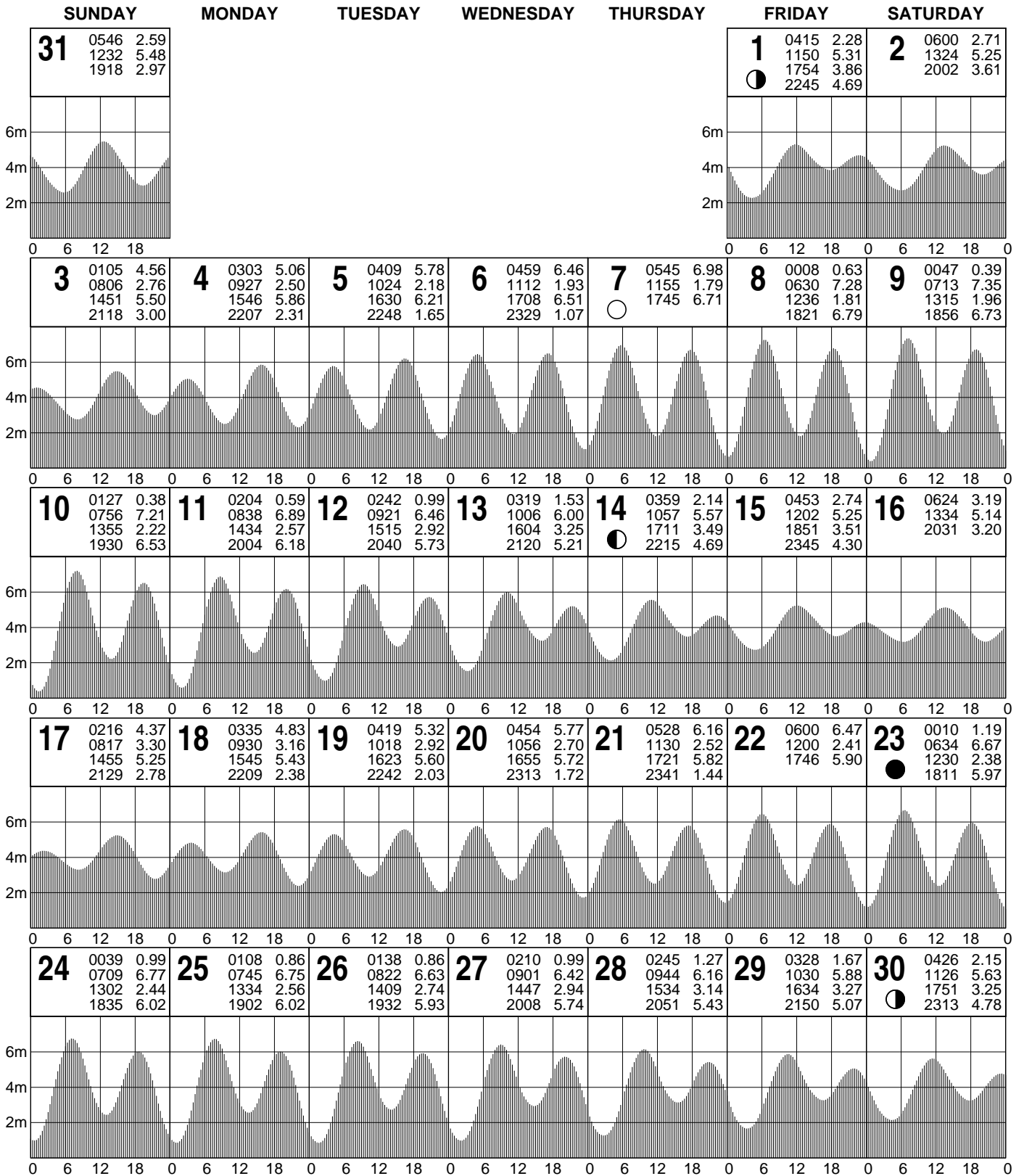
APRIL - 2020 AUSTRALIAN CENTRAL STANDARD TIME



© Copyright: Commonwealth of Australia 2019, Bureau of Meteorology
 Disclaimer: These tide predictions are supplied in good faith and believed to be correct.
 No warranty is given in respect to errors, omissions, or suitability for any purpose.

TIDE PREDICTIONS FOR CHARLES POINT PATCHES

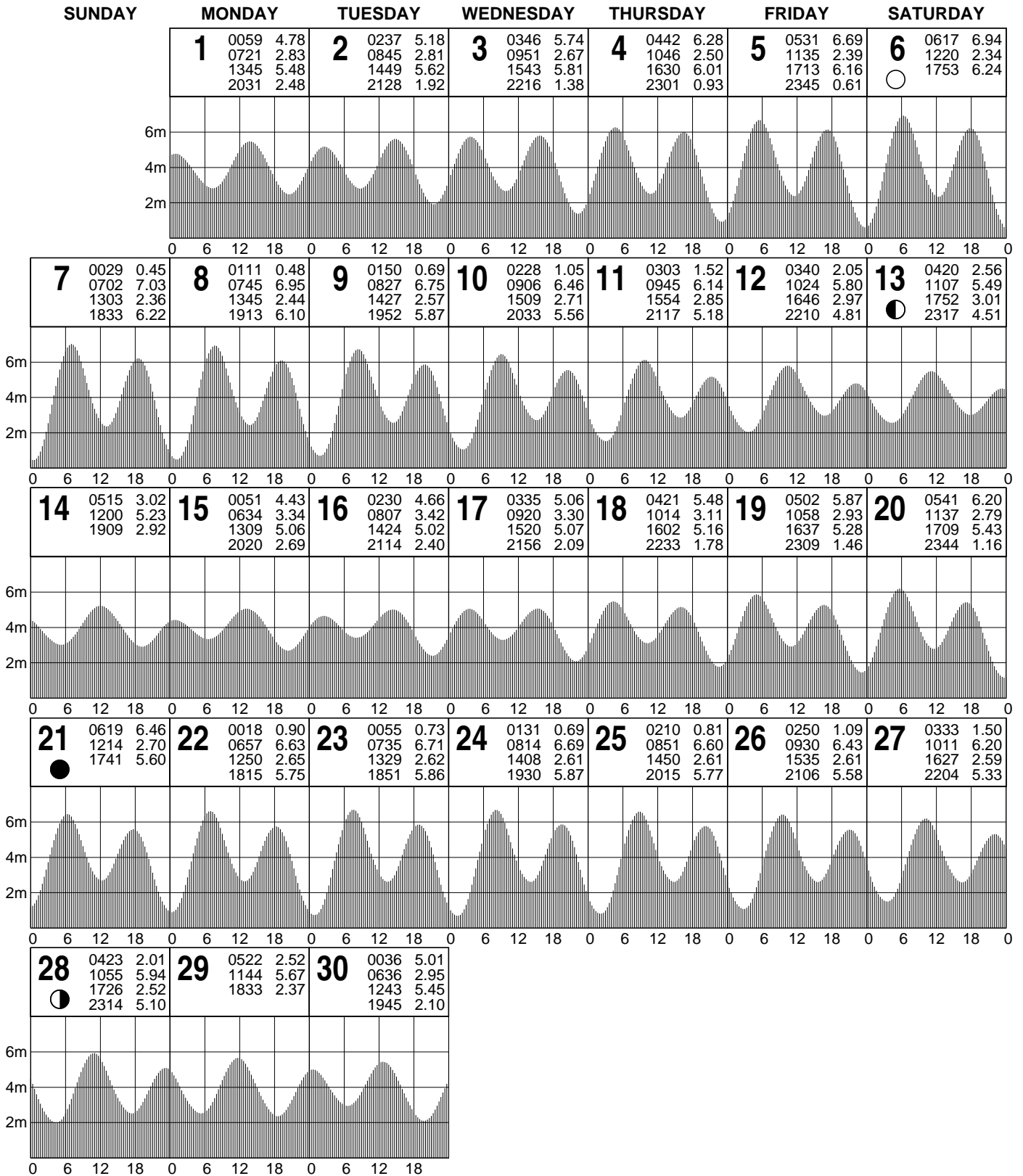
MAY - 2020 AUSTRALIAN CENTRAL STANDARD TIME



© Copyright: Commonwealth of Australia 2019, Bureau of Meteorology
 Disclaimer: These tide predictions are supplied in good faith and believed to be correct.
 No warranty is given in respect to errors, omissions, or suitability for any purpose.

TIDE PREDICTIONS FOR CHARLES POINT PATCHES

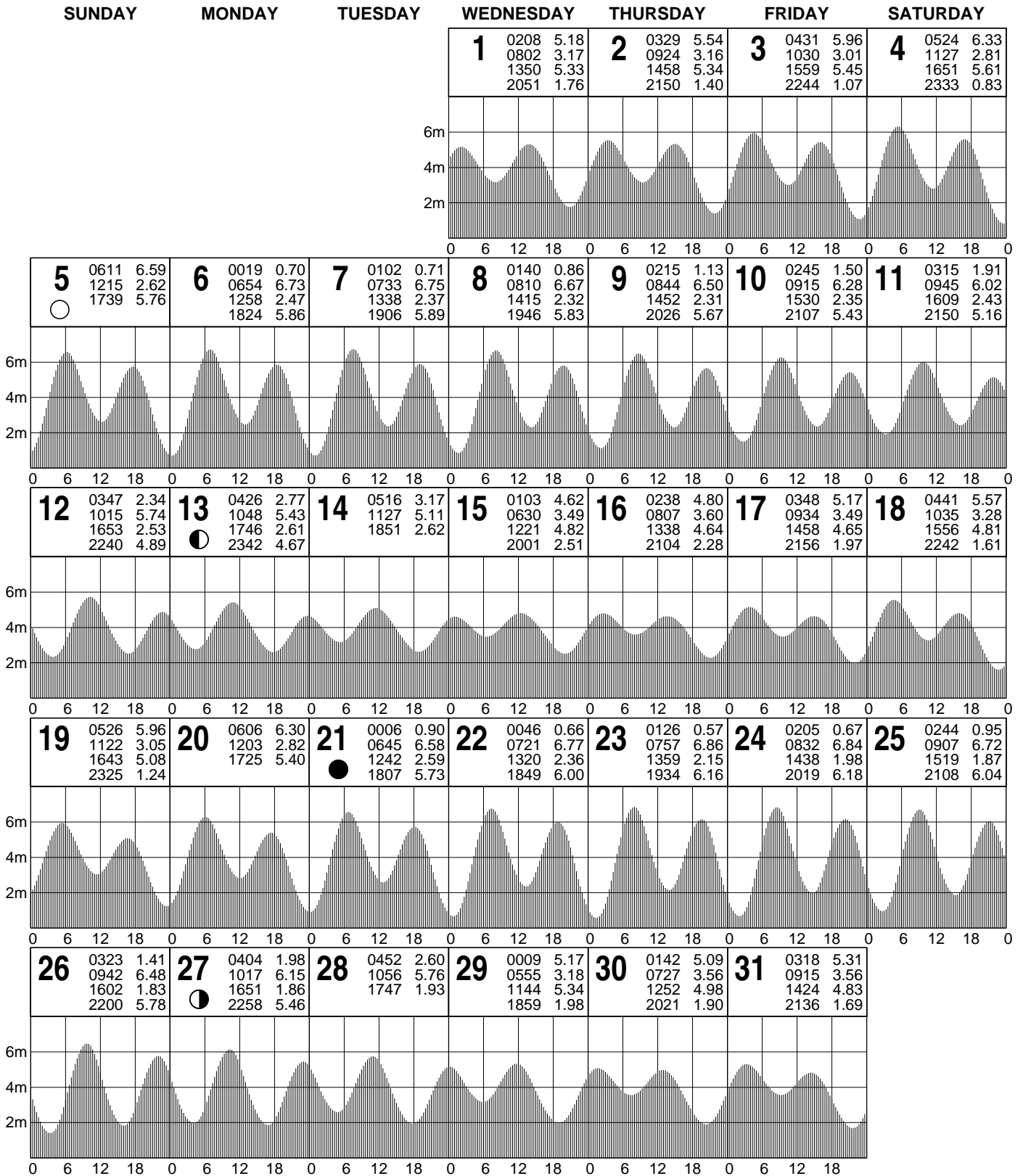
JUNE - 2020 AUSTRALIAN CENTRAL STANDARD TIME



© Copyright: Commonwealth of Australia 2019, Bureau of Meteorology
Disclaimer: These tide predictions are supplied in good faith and believed to be correct.
 No warranty is given in respect to errors, omissions, or suitability for any purpose.

TIDE PREDICTIONS FOR CHARLES POINT PATCHES

JULY - 2020 AUSTRALIAN CENTRAL STANDARD TIME



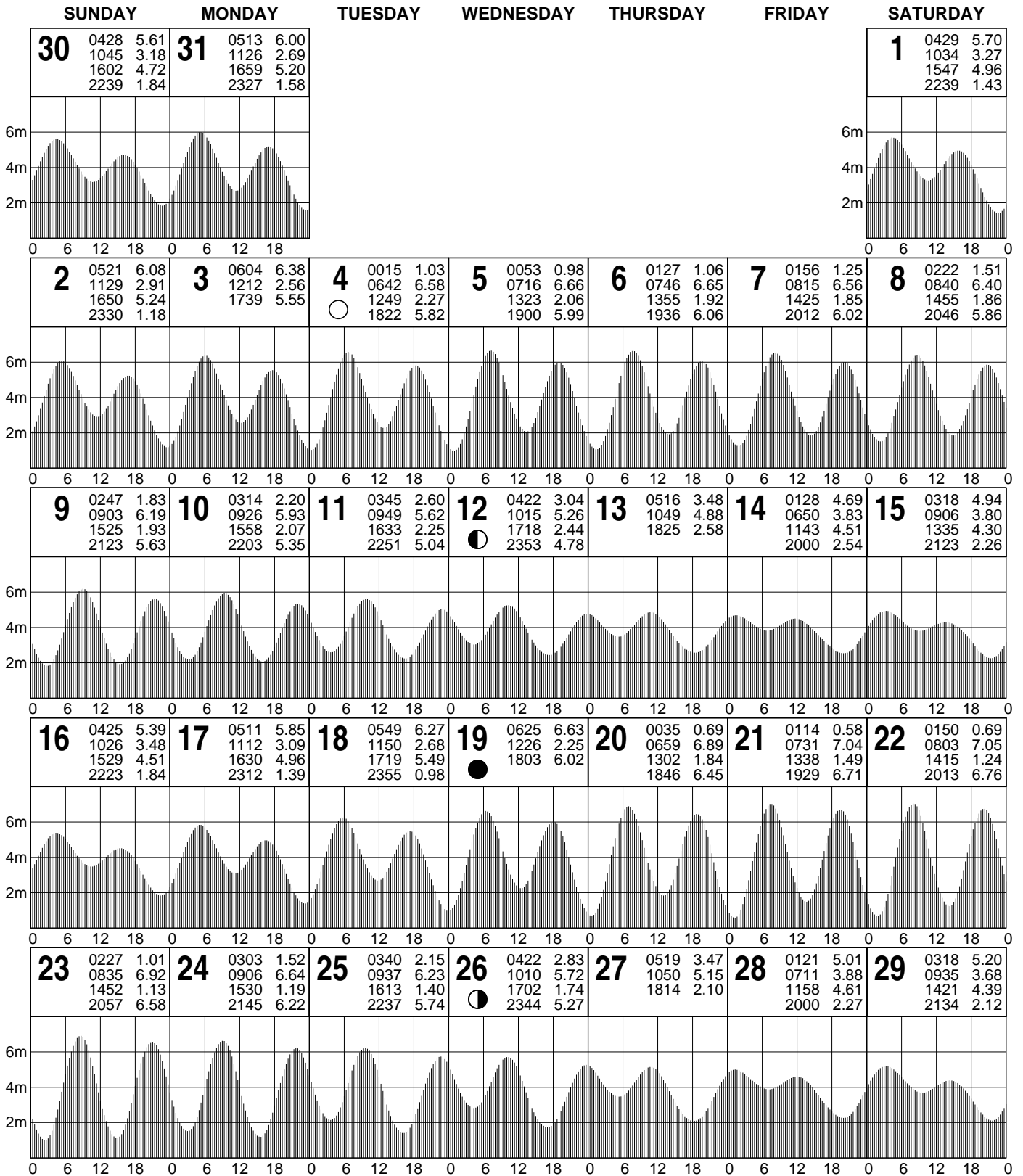
© Copyright: Commonwealth of Australia 2019, Bureau of Meteorology

Disclaimer: These tide predictions are supplied in good faith and believed to be correct.

No warranty is given in respect to errors, omissions, or suitability for any purpose.

TIDE PREDICTIONS FOR CHARLES POINT PATCHES

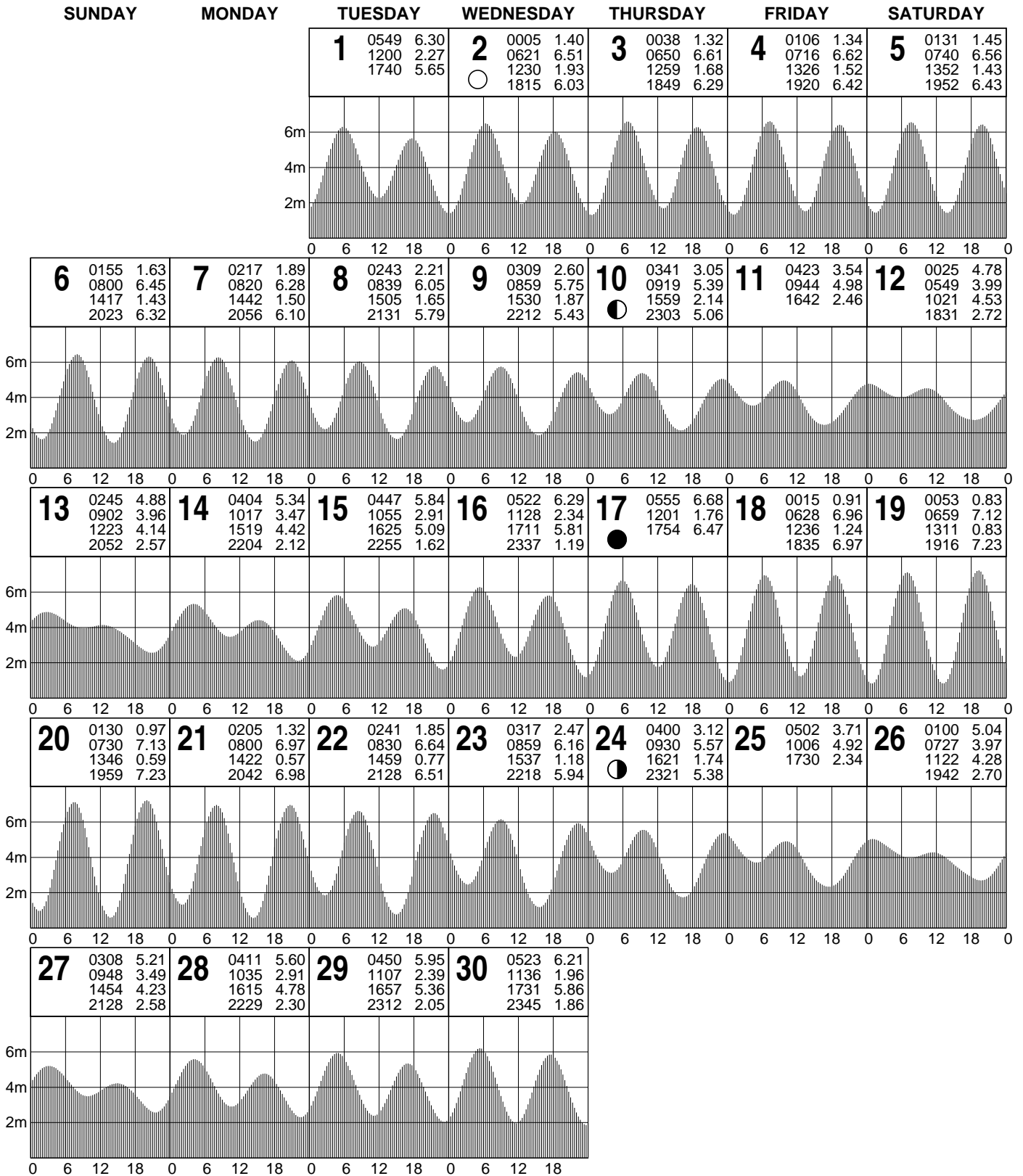
AUGUST - 2020 AUSTRALIAN CENTRAL STANDARD TIME



© Copyright: Commonwealth of Australia 2019, Bureau of Meteorology
 Disclaimer: These tide predictions are supplied in good faith and believed to be correct.
 No warranty is given in respect to errors, omissions, or suitability for any purpose.

TIDE PREDICTIONS FOR CHARLES POINT PATCHES

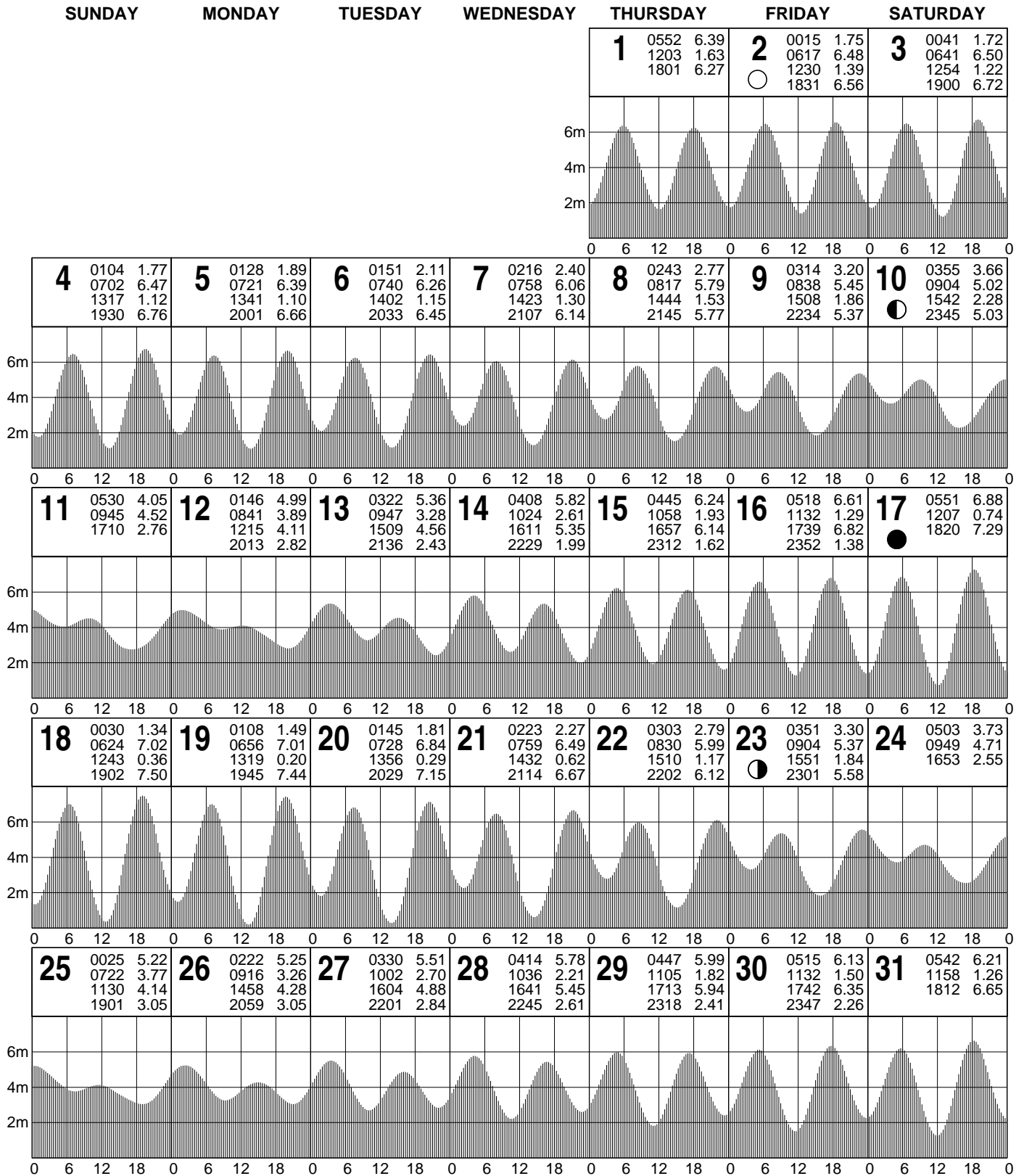
SEPTEMBER - 2020 AUSTRALIAN CENTRAL STANDARD TIME



© Copyright: Commonwealth of Australia 2019, Bureau of Meteorology
 Disclaimer: These tide predictions are supplied in good faith and believed to be correct.
 No warranty is given in respect to errors, omissions, or suitability for any purpose.

TIDE PREDICTIONS FOR CHARLES POINT PATCHES

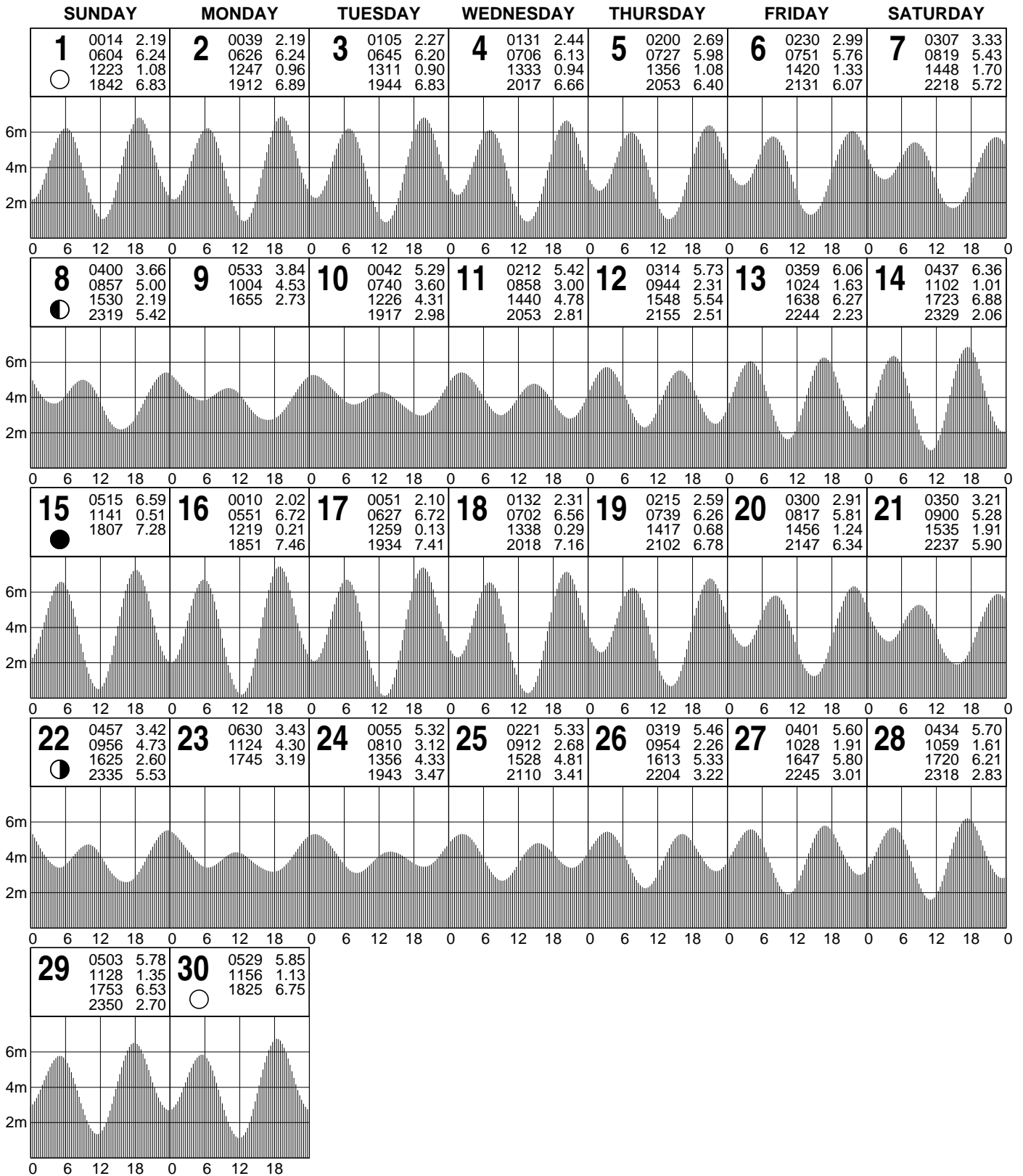
OCTOBER - 2020 AUSTRALIAN CENTRAL STANDARD TIME



© Copyright: Commonwealth of Australia 2019, Bureau of Meteorology
 Disclaimer: These tide predictions are supplied in good faith and believed to be correct.
 No warranty is given in respect to errors, omissions, or suitability for any purpose.

TIDE PREDICTIONS FOR CHARLES POINT PATCHES

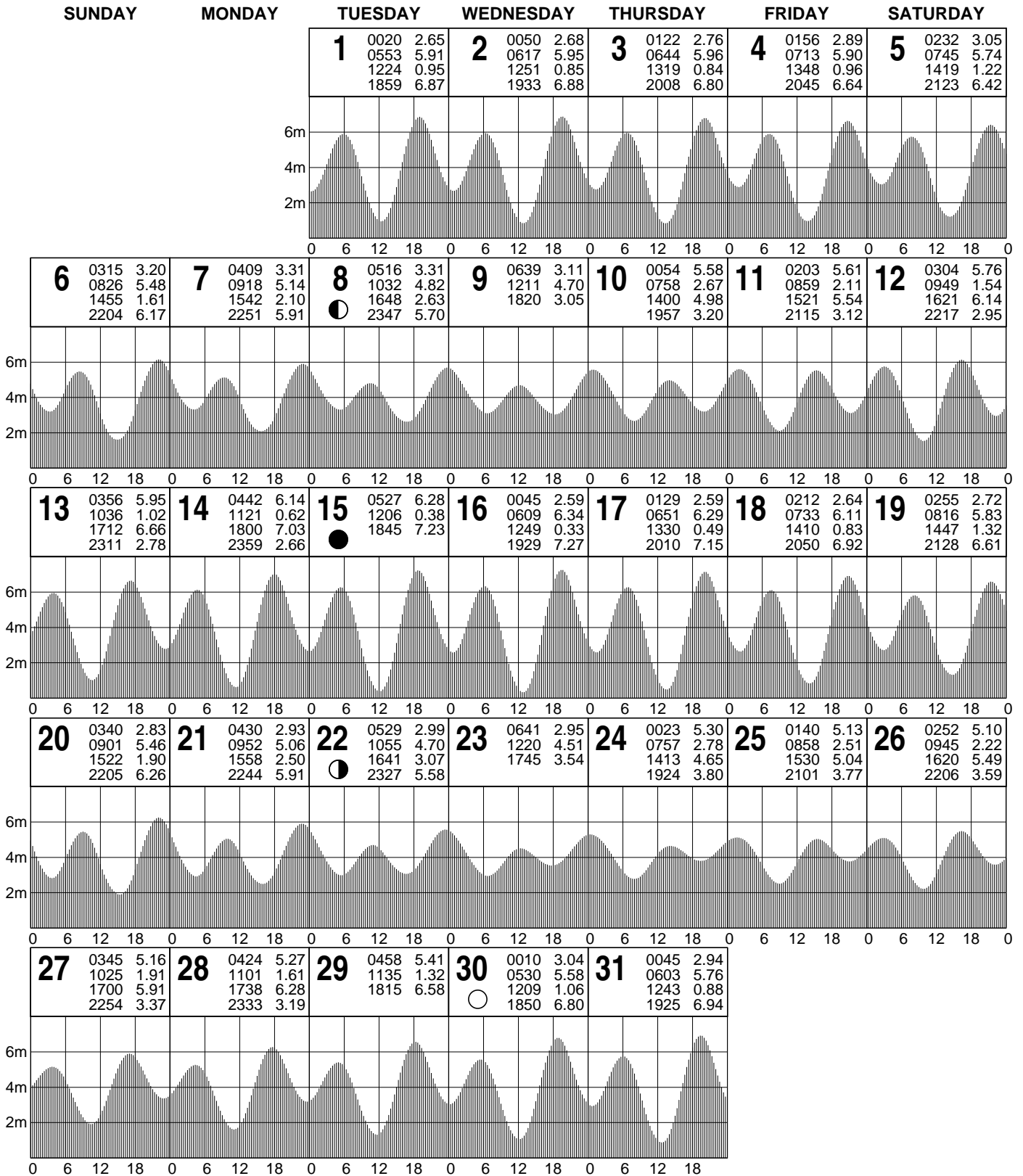
NOVEMBER - 2020 AUSTRALIAN CENTRAL STANDARD TIME



© Copyright: Commonwealth of Australia 2019, Bureau of Meteorology
Disclaimer: These tide predictions are supplied in good faith and believed to be correct.
 No warranty is given in respect to errors, omissions, or suitability for any purpose.

TIDE PREDICTIONS FOR CHARLES POINT PATCHES

DECEMBER - 2020 AUSTRALIAN CENTRAL STANDARD TIME



© Copyright: Commonwealth of Australia 2019, Bureau of Meteorology
 Disclaimer: These tide predictions are supplied in good faith and believed to be correct.
 No warranty is given in respect to errors, omissions, or suitability for any purpose.