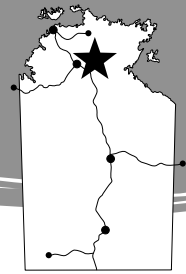


# Nitmiluk National Park

## Leliyn (Edith Falls)



### Fact Sheet

**Picturesque waterfalls and great swimming are the well known features of this section of the Jawoyn-owned Nitmiluk National Park.**

While Nitmiluk's landscape changes from lush green in the wet season (November - April), to sparse and brown late in the dry season, there is always refreshing water to enjoy at Leliyn.

#### **Access (see map overleaf)**

Leliyn can be reached by following the Stuart Highway north from Katherine for 40 km then following a sealed road for another 20 km.


#### **When to Visit**

The most comfortable and popular months to visit the Park are from May to September.


Periodic flooding can cut access to Leliyn for short periods in the wet season.

#### **What to See and Do**

**Walking** - There are two walks at Leliyn.

 **Leliyn Trail** - a 2.6 km, Grade 3 (moderate), 1 hour circuit that ascends a hill then goes down to cross the upper pool above the falls. It then climbs up the other side of the falls before descending to the level of the main pool where there is a river crossing.

Views of the waterfalls and Edith River from two lookouts, on one each side of the river, feature in this walk. So does swimming in the upper pool. Wet season conditions can limit access, reducing the walk to a return trip to the first lookout and top pool.

 **Sweetwater Pool** - an 8.6 km, Grade 4 (moderate - difficult) return walk to a fantastic swimming spot. This can be done as a day or overnight walk. There are toilets at the Sweetwater Pool camping area.

*Overnight walkers must obtain a camping permit from the Edith Falls kiosk - bookings are recommended. A small fee applies to the bush campsites.*



**Swimming** is the most popular pastime at Leliyn. Both the lower and upper pools are excellent swimming spots, as is Sweetwater Pool. They may be closed due to dangerous conditions at times during the wet season.

Picnic and camping facilities are provided at the Falls. Limited gas barbecues, tables and an ablution block with toilet and shower facilities are provided for your use. There is a kiosk where you can obtain your permit for camping at Sweetwater, purchase food and drinks and pay your camping fees.



**Camping** - Leliyn has a landscaped campground with unpowered sites.

Generators are not permitted.

Camping fees apply and should be paid at the kiosk near the picnic area. When the kiosk is open, campers should pay fees before setting up camp. After hours visitors should find a site and pay fees at the kiosk the next day. The campground does become full during the peak tourist season (June to Sept), and sites are issued on a 'first in first served' basis.

#### **Flora and Fauna**

You can see three main habitats at Leliyn: the sandstone escarpment, riverine corridor and open eucalypt woodland. Each habitat is within a short walking distance of the carpark.

Several species of interest are found in this part of Nitmiluk, including the stunning Gouldian Finch and Hooded Parrot. The


#### **Safety and Comfort**

- Observe park safety signs
- Swim only where recommended, observe warning signs
- Carry and drink plenty of water
- Wear a shady hat, sunscreen and insect repellent
- Wear suitable clothing and footwear
- Carry a first aid kit
- Avoid strenuous activity during the heat of the day

#### **Please Remember**

- Take your rubbish away with you
- Keep to designated roads and tracks
- All cultural items and wildlife are protected
- Pets are not permitted in the Park
- Nets, traps and firearms are not permitted
- Fires are not permitted in this Park
- Avoid using soaps and detergent in or near waterways
- Camp only in designated camping areas
- Generators are not permitted in this Park
- No fishing is permitted.
- Check that your vehicle is not transporting pests like weeds and cane toads.

shy Black Wallaroo has also been recorded in the area.



Gouldian Finch  
*Erythrura gouldiae*

#### **Parks & Wildlife Commission of the Northern Territory**

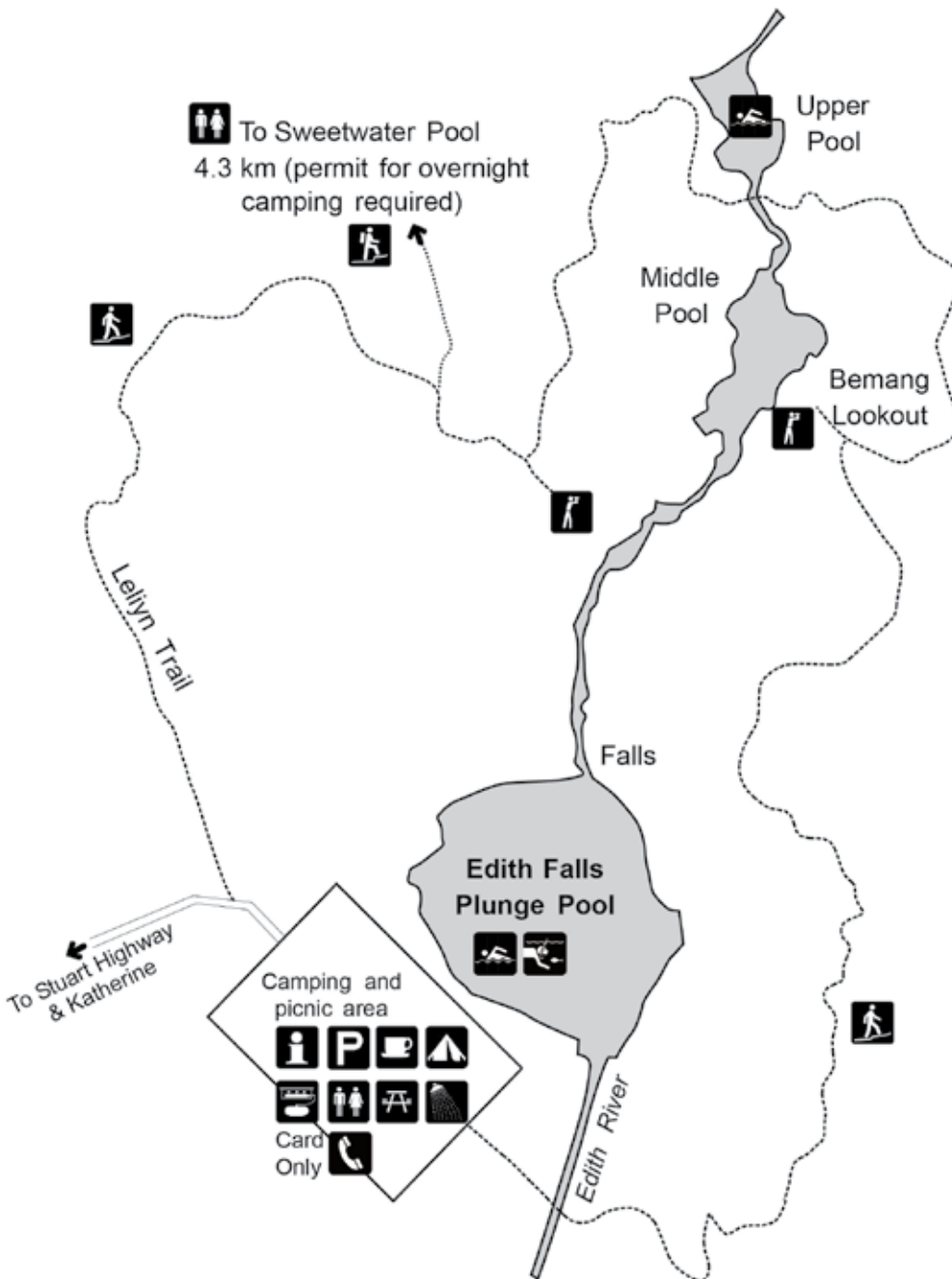
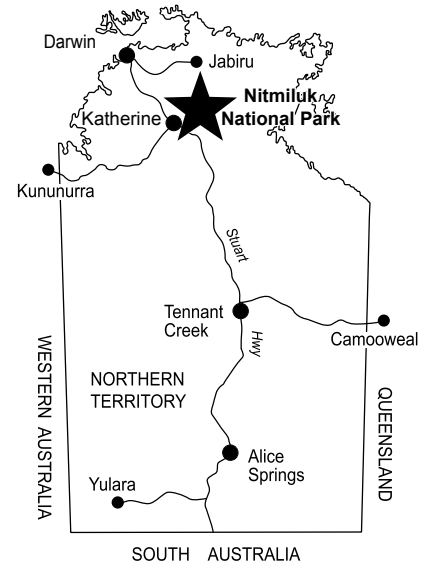
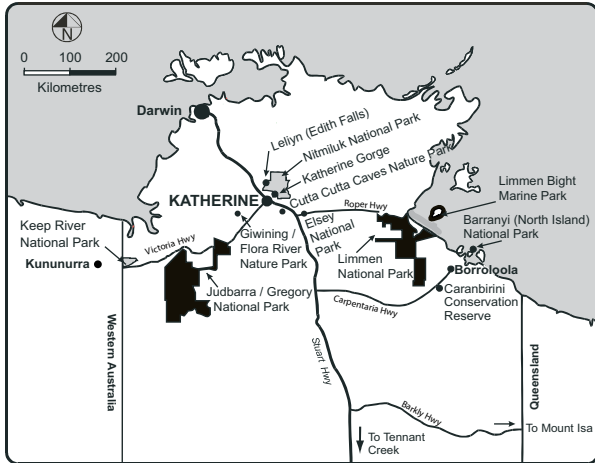
Leliyn (Edith Falls)  
Ph: (08) 8975 4852

Head Office  
32 Giles St KATHERINE NT 0850  
PO Box 344 KATHERINE NT 0851

www.parksandwildlife.nt.gov.au Ph: (08) 8973 8888  
Email: parks.desk@nt.gov.au



# Nitmiluk National Park Leliyn (Edith Falls)



Australian Walking Track Grading System User Guide for NT Parks	
Grade 3 Moderate	Grade 4 Mod to difficult
Suitable for most ages and fitness levels. Some bushwalking experience recommended. Tracks may have short steep hill sections a rough surface and many steps. Walks up to 20 km.	Bushwalking experience recommended. Tracks may be long, rough and very steep. Directional signage may be limited.

**LEGEND**


----- Walking Track

**Approximate Scale**