# TIDE PREDICTIONS FOR CENTRE ISLAND

## DECEMBER - 2025 AUSTRALIAN CENTRAL STANDARD TIME

| SUNDAY | MONDAY | TUESDAY | WEDNESDAY | THURSDAY | FRIDAY | SATURDAY |
|---|---|---|---|---|---|---|
| | **1**<br>0421 1.78<br>0839 2.12<br>1559 1.16<br>2308 2.35 | **2**<br>0527 1.51<br>1032 1.98<br>1635 1.42<br>2322 2.43 | **3**<br>0625 1.20<br>1245 2.01<br>1703 1.70<br>2333 2.51 | **4**<br>0718 0.89<br>1415 2.16<br>1729 1.98<br>2344 2.62 | **5**<br>0808 0.62<br>1526 2.32<br>1802 2.20<br>○ | **6**<br>0000 2.72<br>0857 0.42<br>1628 2.45<br>1844 2.36 |

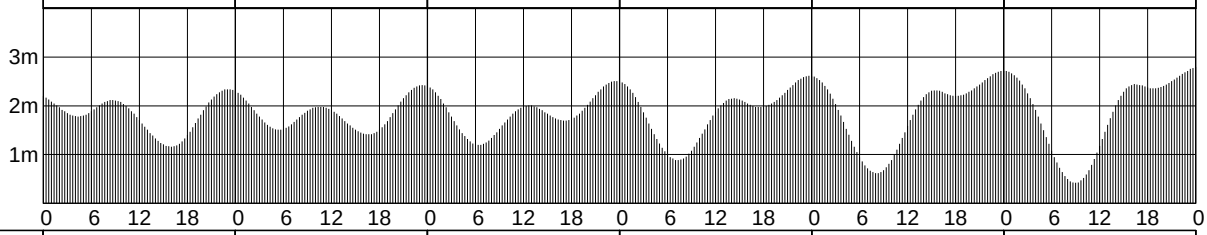


| | | | | | | |
|---|---|---|---|---|---|---|
| **7**<br>0028 2.81<br>0947 0.31<br>1726 2.50<br>1930 2.43 | **8**<br>0113 2.84<br>1039 0.31 | **9**<br>0215 2.83<br>1130 0.38<br>1915 2.42<br>2115 2.37 | **10**<br>0334 2.80<br>1221 0.52<br>2006 2.35<br>2240 2.29 | **11**<br>0458 2.74<br>1309 0.69<br>2050 2.32 | **12**<br>0046 2.18<br>0610 2.63<br>1356 0.88<br>2128 2.35<br>◐ | **13**<br>0229 2.02<br>0715 2.45<br>1437 1.09<br>2202 2.43 |

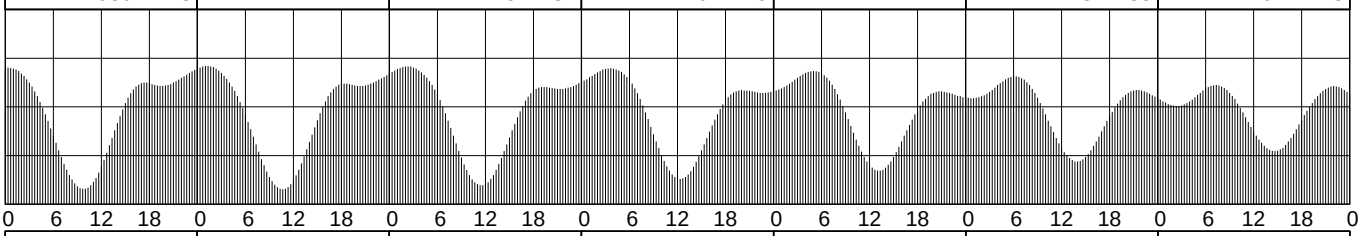


| | | | | | | |
|---|---|---|---|---|---|---|
| **14**<br>0350 1.83<br>0829 2.21<br>1511 1.32<br>2233 2.52 | **15**<br>0505 1.61<br>1010 1.99<br>1533 1.55<br>2258 2.59 | **16**<br>0613 1.39<br>1212 1.90<br>1545 1.76<br>2315 2.64 | **17**<br>0708 1.18<br>1357 1.96<br>1547 1.94<br>2324 2.68 | **18**<br>0749 1.00<br>2336 2.70 | **19**<br>0822 0.86<br>2356 2.72 | **20**<br>0855 0.75<br>1637 2.33<br>1800 2.32<br>● |

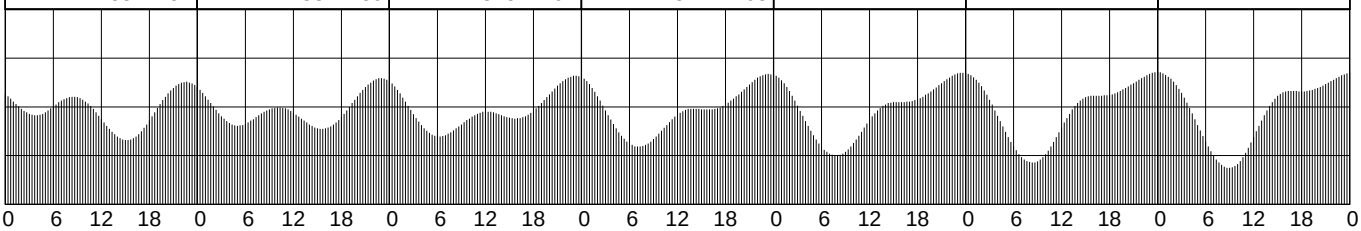


| | | | | | | |
|---|---|---|---|---|---|---|
| **21**<br>0026 2.72<br>0931 0.68<br>1705 2.38<br>1858 2.35 | **22**<br>0105 2.72<br>1009 0.66<br>1736 2.38<br>1942 2.33 | **23**<br>0151 2.72<br>1048 0.66 | **24**<br>0242 2.73<br>1127 0.69<br>1847 2.29<br>2104 2.23 | **25**<br>0333 2.73<br>1203 0.74<br>1925 2.27<br>2202 2.20 | **26**<br>0423 2.70<br>1237 0.81<br>2002 2.28<br>2336 2.15 | **27**<br>0512 2.62<br>1308 0.91<br>2032 2.34 |

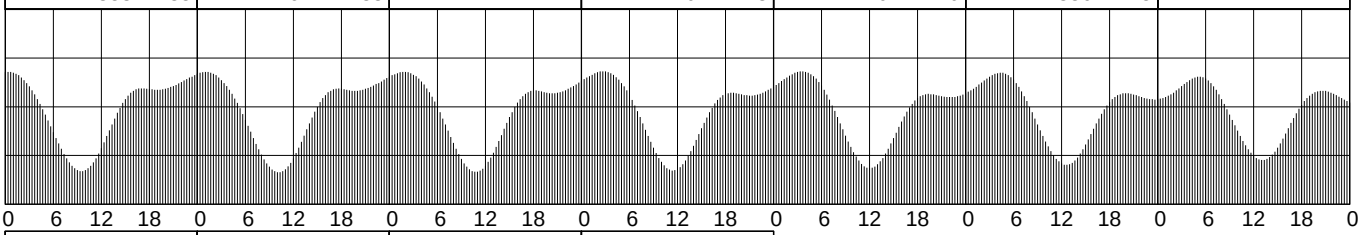


| | | | |
|---|---|---|---|
| **28**<br>0114 2.05<br>0605 2.47<br>1336 1.06<br>2055 2.42<br>◑ | **29**<br>0237 1.86<br>0709 2.27<br>1401 1.27<br>2114 2.52 | **30**<br>0350 1.60<br>0839 2.06<br>1423 1.53<br>2134 2.62 | **31**<br>0458 1.32<br>1108 1.98<br>1443 1.83<br>2153 2.71 |

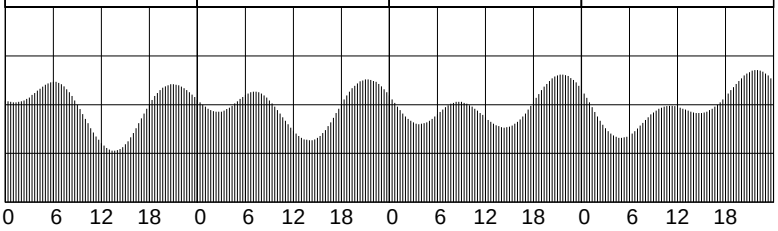


© **Copyright:** Commonwealth of Australia 2023, Bureau of Meteorology
**Disclaimer:** These tide predictions are supplied in good faith and believed to be correct.
No warranty is given in respect to errors, omissions, or suitability for any purpose.