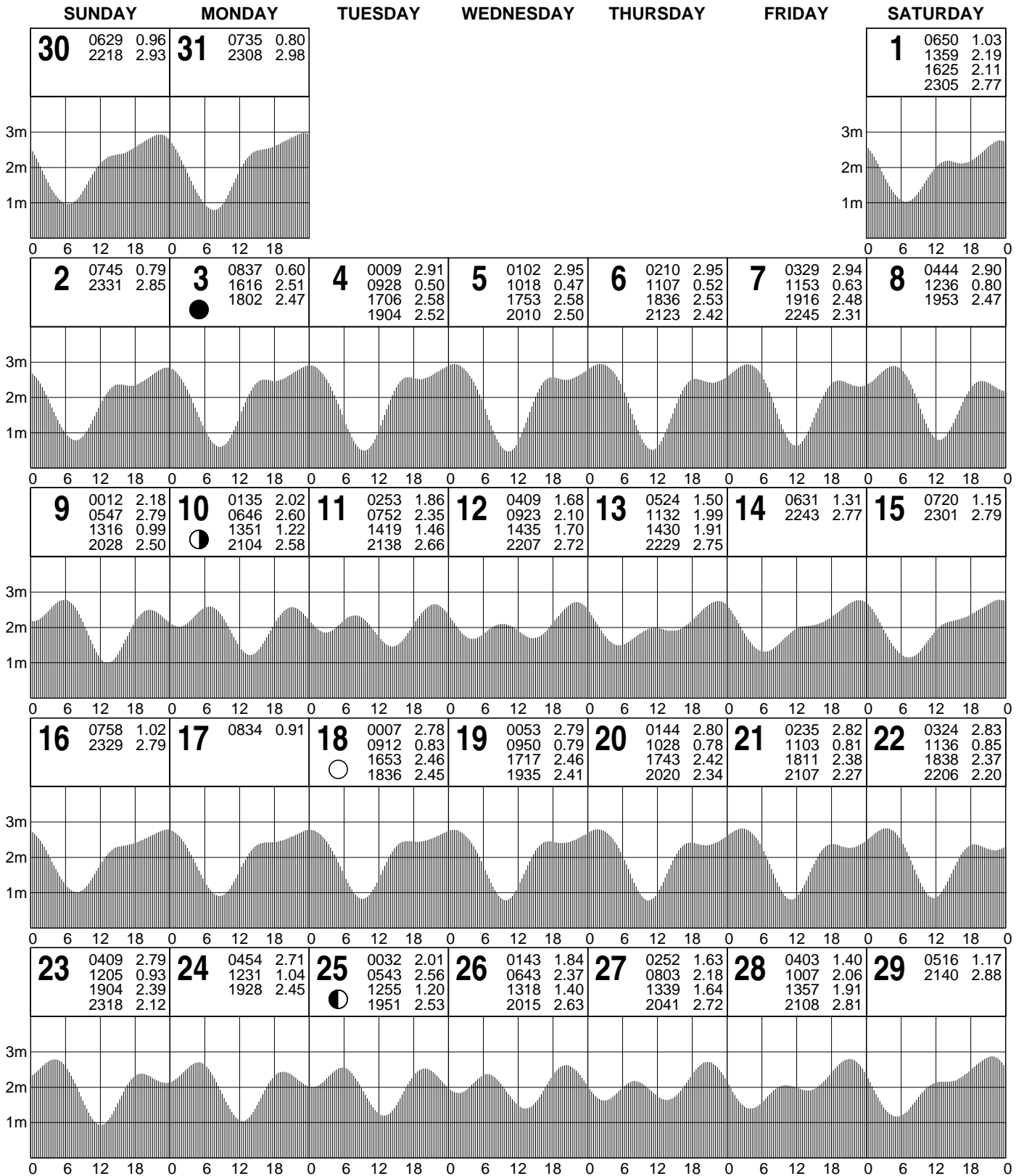


# TIDE PREDICTIONS FOR CENTRE ISLAND

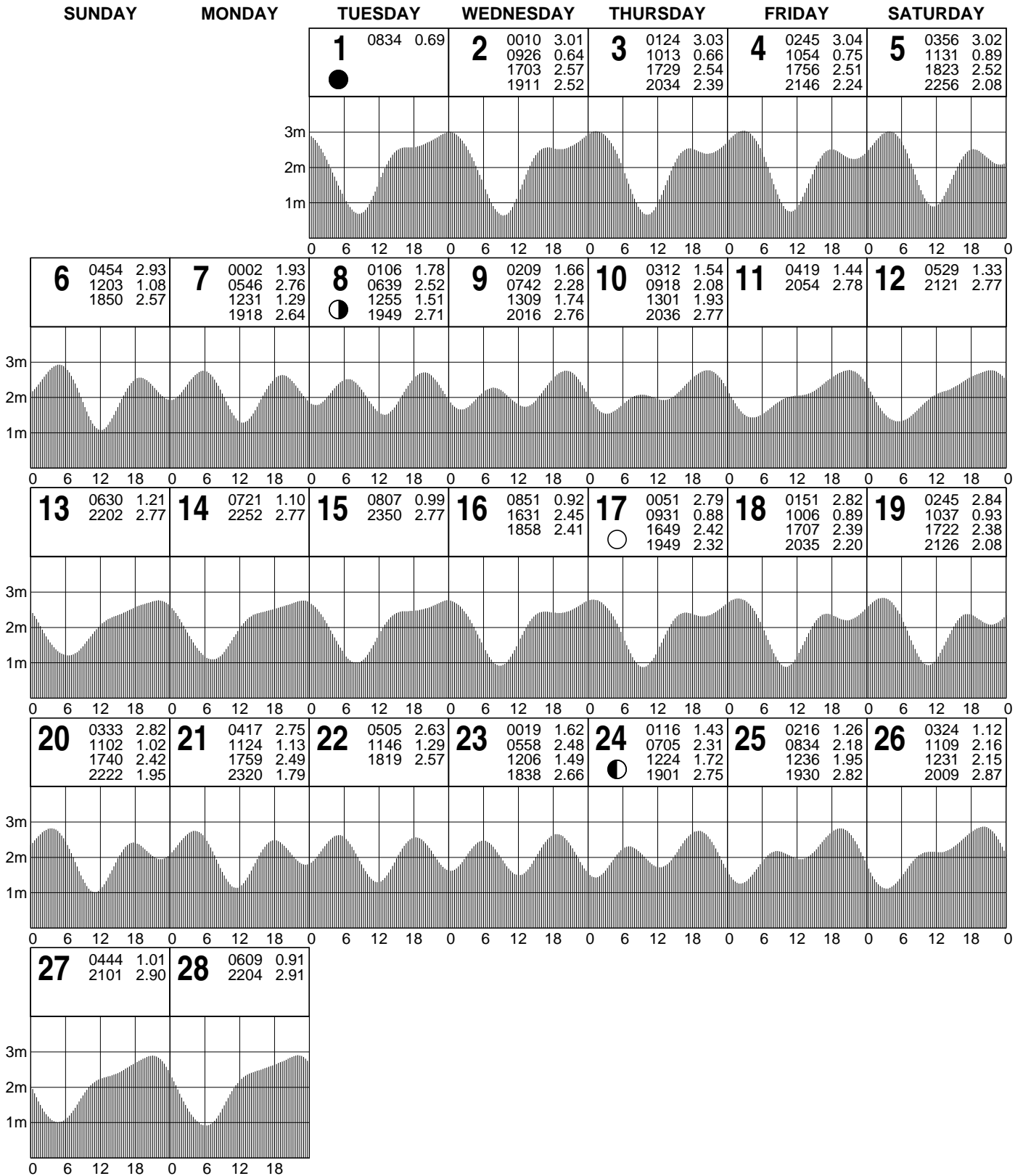
## JANUARY - 2022 AUSTRALIAN CENTRAL STANDARD TIME



© Copyright: Commonwealth of Australia 2020, Bureau of Meteorology  
 Disclaimer: These tide predictions are supplied in good faith and believed to be correct.  
 No warranty is given in respect to errors, omissions, or suitability for any purpose.

# TIDE PREDICTIONS FOR CENTRE ISLAND

FEBRUARY - 2022 AUSTRALIAN CENTRAL STANDARD TIME



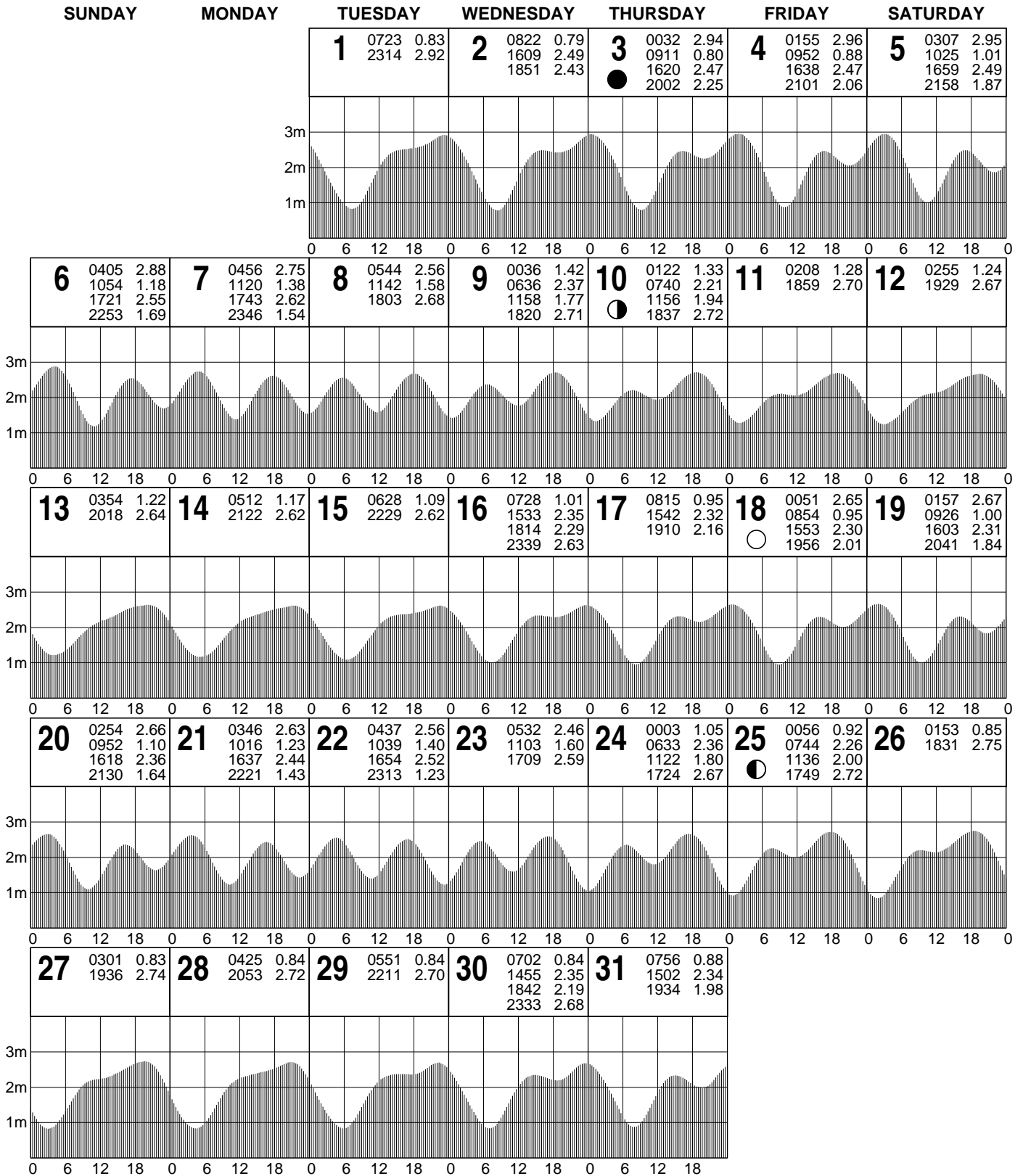
© Copyright: Commonwealth of Australia 2020, Bureau of Meteorology

**Disclaimer:** These tide predictions are supplied in good faith and believed to be correct.

No warranty is given in respect to errors, omissions, or suitability for any purpose.

# TIDE PREDICTIONS FOR CENTRE ISLAND

MARCH - 2022 AUSTRALIAN CENTRAL STANDARD TIME



© Copyright: Commonwealth of Australia 2020, Bureau of Meteorology

**Disclaimer:** These tide predictions are supplied in good faith and believed to be correct.

No warranty is given in respect to errors, omissions, or suitability for any purpose.

# TIDE PREDICTIONS FOR CENTRE ISLAND

APRIL - 2022 AUSTRALIAN CENTRAL STANDARD TIME

SUNDAY

MONDAY

TUESDAY

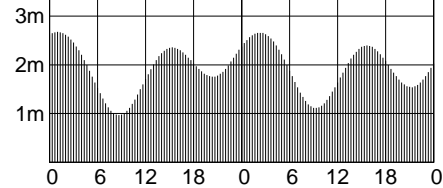
WEDNESDAY

THURSDAY

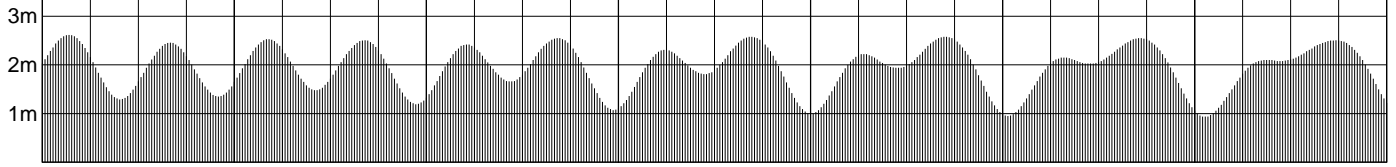
FRIDAY

SATURDAY

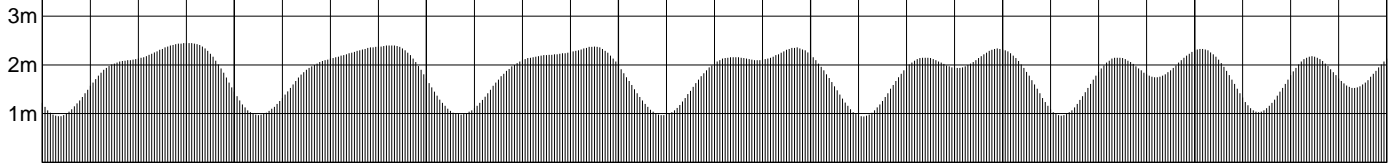
●	1	0059	2.68
		0841	0.97
		1519	2.36
		2023	1.76
	2	0217	2.67
		0916	1.12
		1538	2.40
		2112	1.54



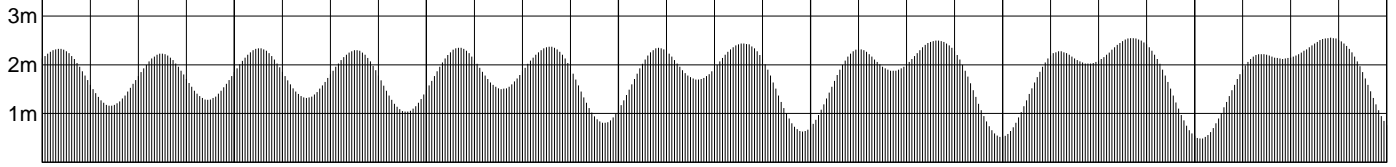
3	0320	2.62	4	0414	2.53	5	0503	2.42	6	0551	2.31	7	0002	0.99	8	0040	0.95	9	0118	0.94	
	0945	1.29		1009	1.48		1031	1.65		1047	1.81		0641	2.22		0740	2.15		1738	2.51	
	1559	2.46		1616	2.51		1628	2.55		1636	2.58		1052	1.94		1051	2.03		●		
	2159	1.35		2243	1.19		2324	1.07					1650	2.58		1712	2.55				



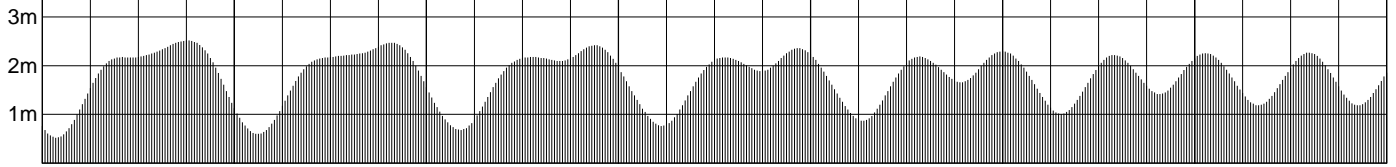
10	0203	0.95	11	0300	0.97	12	0414	0.98	13	0530	0.96	14	0632	0.94	15	0721	0.96	16	0051	2.33
	1821	2.45		1941	2.41		2057	2.38		1419	2.16		1420	2.15		1426	2.15		0800	1.03
										1720	2.10		1820	1.94		1909	1.75		1438	2.18
										2209	2.36		2328	2.34					1954	1.53



17	0205	2.33	18	0307	2.35	19	0406	2.35	20	0504	2.35	21	0604	2.33	22	0708	2.28	23	0045	0.49
	0832	1.16		0901	1.32		0928	1.50		0956	1.70		1021	1.88		1043	2.03		0820	2.22
	1455	2.23		1513	2.30		1528	2.37		1538	2.44		1550	2.51		1612	2.55		1059	2.13
	2040	1.28		2126	1.03		2213	0.81		2302	0.63		2352	0.52					1654	2.56



24	0145	0.52	25	0256	0.60	26	0414	0.68	27	0527	0.76	28	0628	0.87	29	0718	1.01	30	0125	2.26
	1807	2.52		1938	2.47		1314	2.18		1313	2.17		1333	2.19		1356	2.22		0758	1.19
							1643	2.10		1751	1.89		1847	1.66		1939	1.42		1418	2.27
							2104	2.42		2228	2.36		2359	2.30					2027	1.19



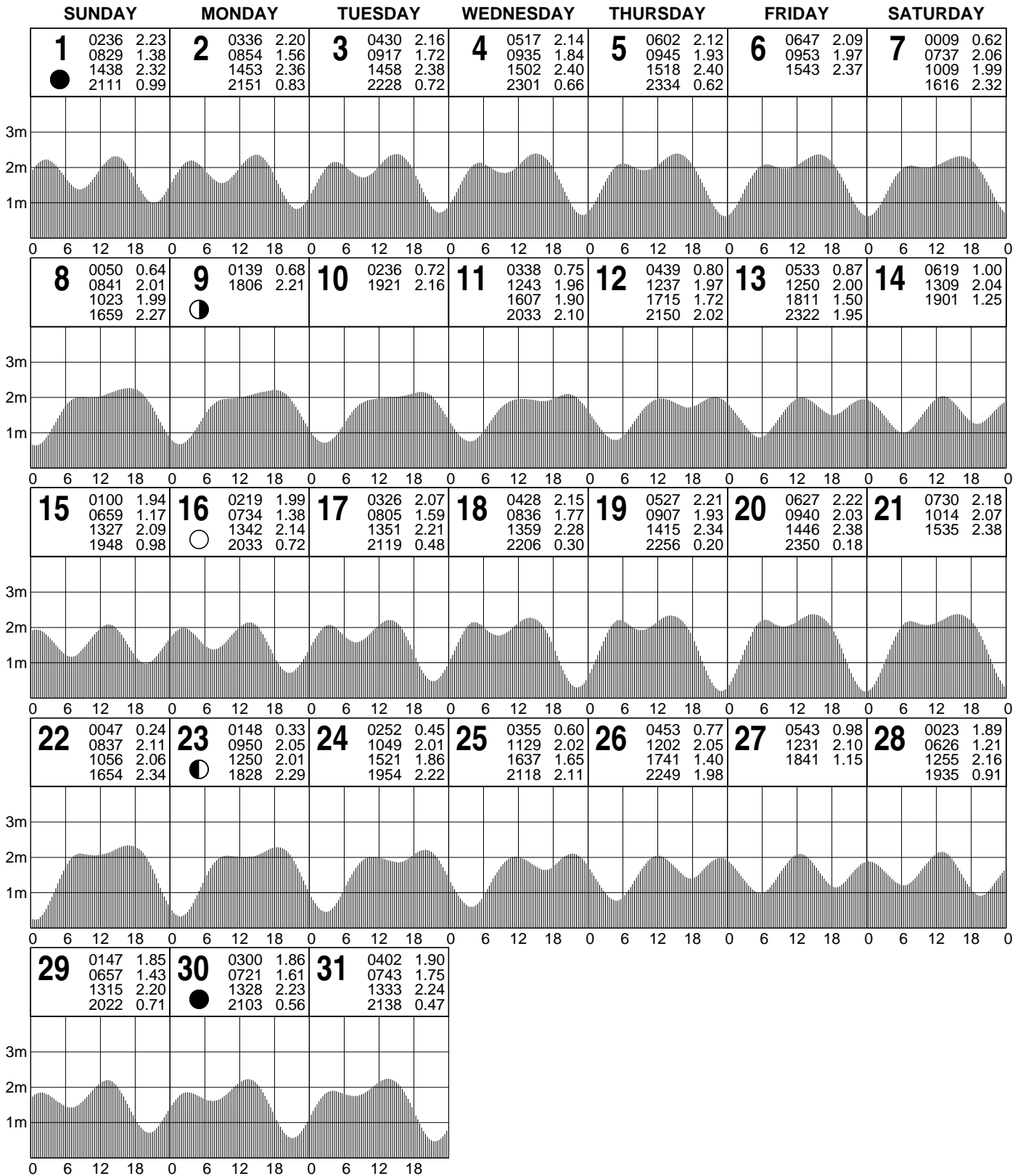
© Copyright: Commonwealth of Australia 2020, Bureau of Meteorology

Disclaimer: These tide predictions are supplied in good faith and believed to be correct.

No warranty is given in respect to errors, omissions, or suitability for any purpose.

# TIDE PREDICTIONS FOR CENTRE ISLAND

MAY - 2022 AUSTRALIAN CENTRAL STANDARD TIME



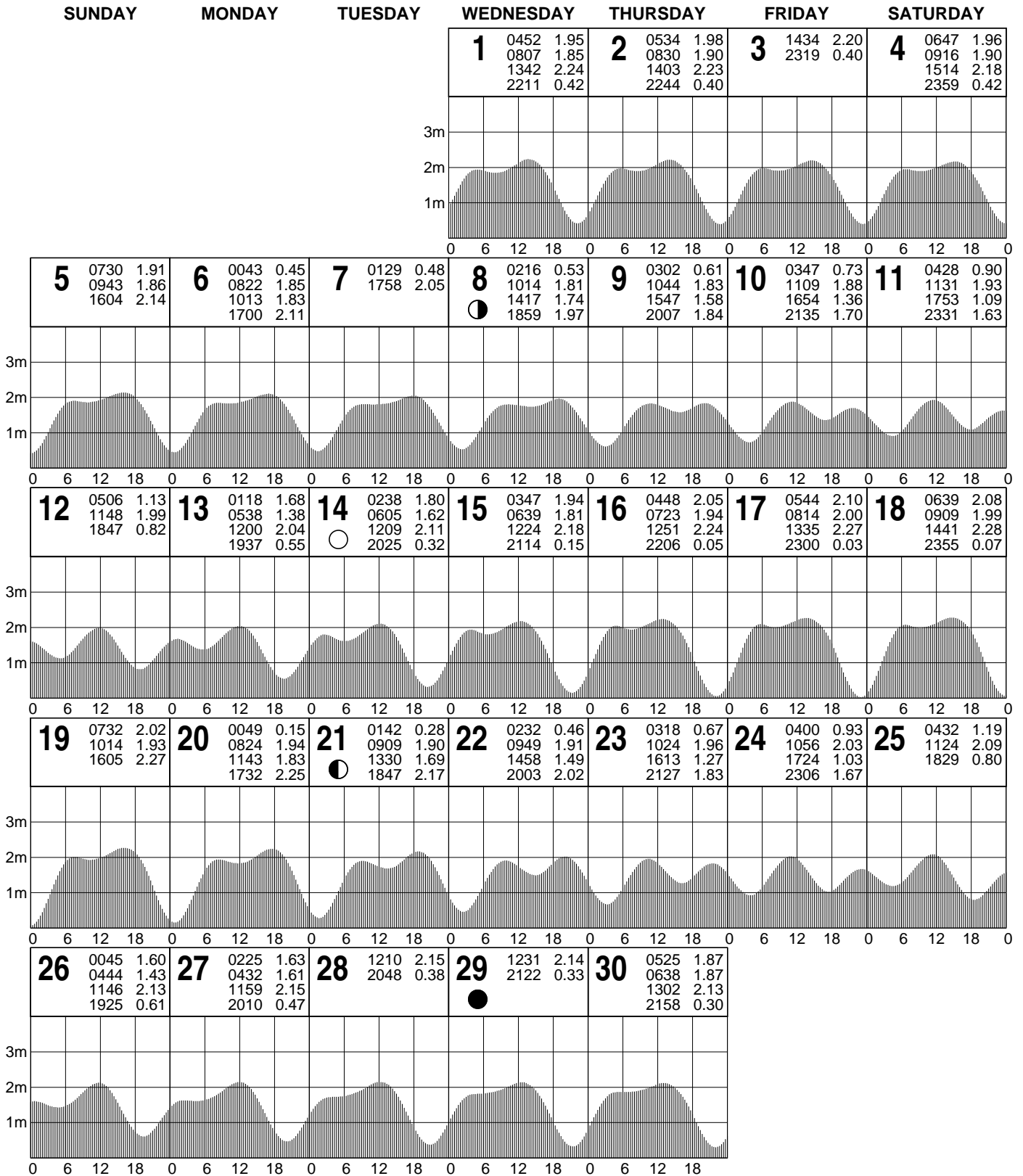
© Copyright: Commonwealth of Australia 2020, Bureau of Meteorology

**Disclaimer:** These tide predictions are supplied in good faith and believed to be correct.

No warranty is given in respect to errors, omissions, or suitability for any purpose.

# TIDE PREDICTIONS FOR CENTRE ISLAND

JUNE - 2022 AUSTRALIAN CENTRAL STANDARD TIME



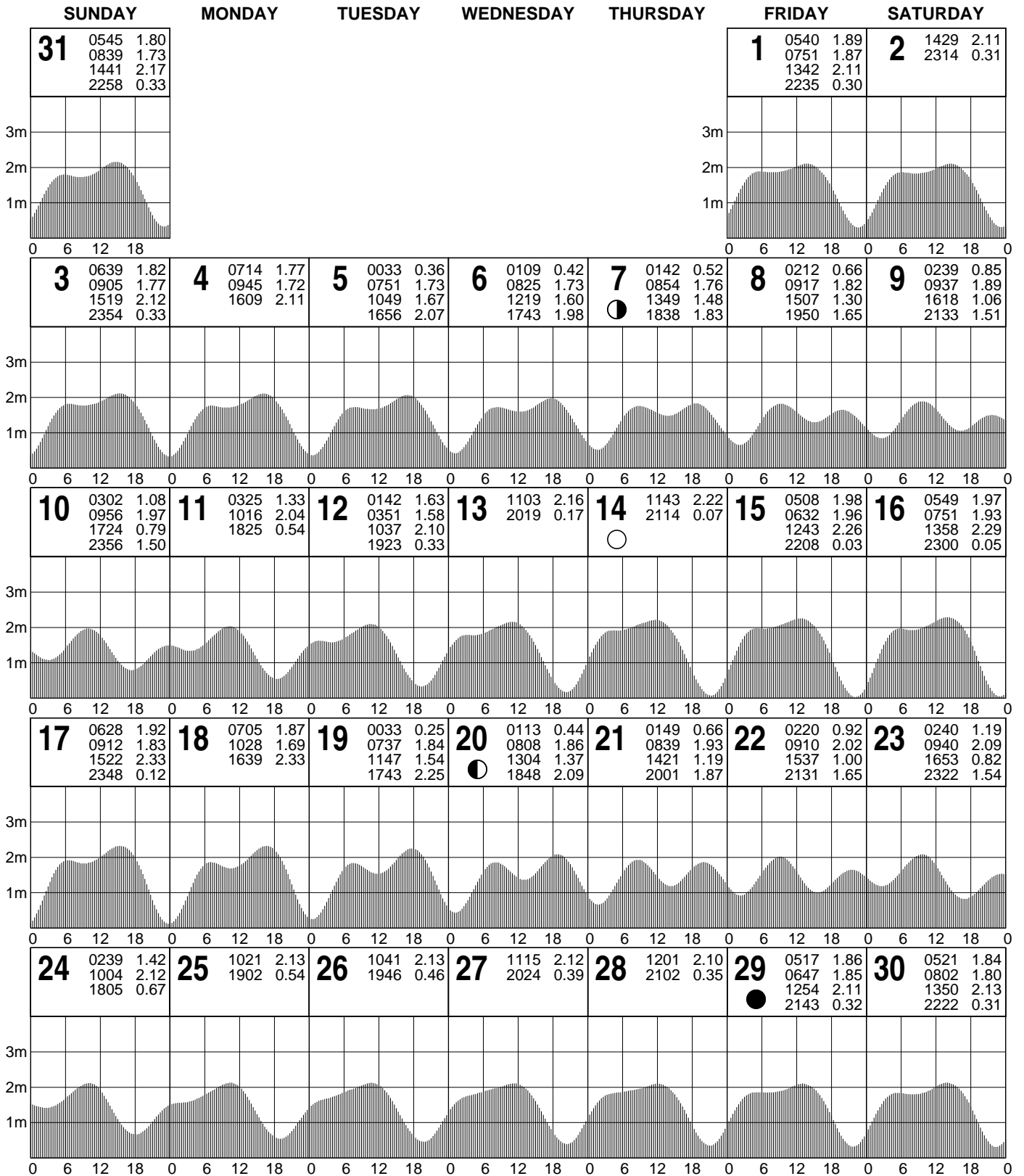
© Copyright: Commonwealth of Australia 2020, Bureau of Meteorology

**Disclaimer:** These tide predictions are supplied in good faith and believed to be correct.

No warranty is given in respect to errors, omissions, or suitability for any purpose.

# TIDE PREDICTIONS FOR CENTRE ISLAND

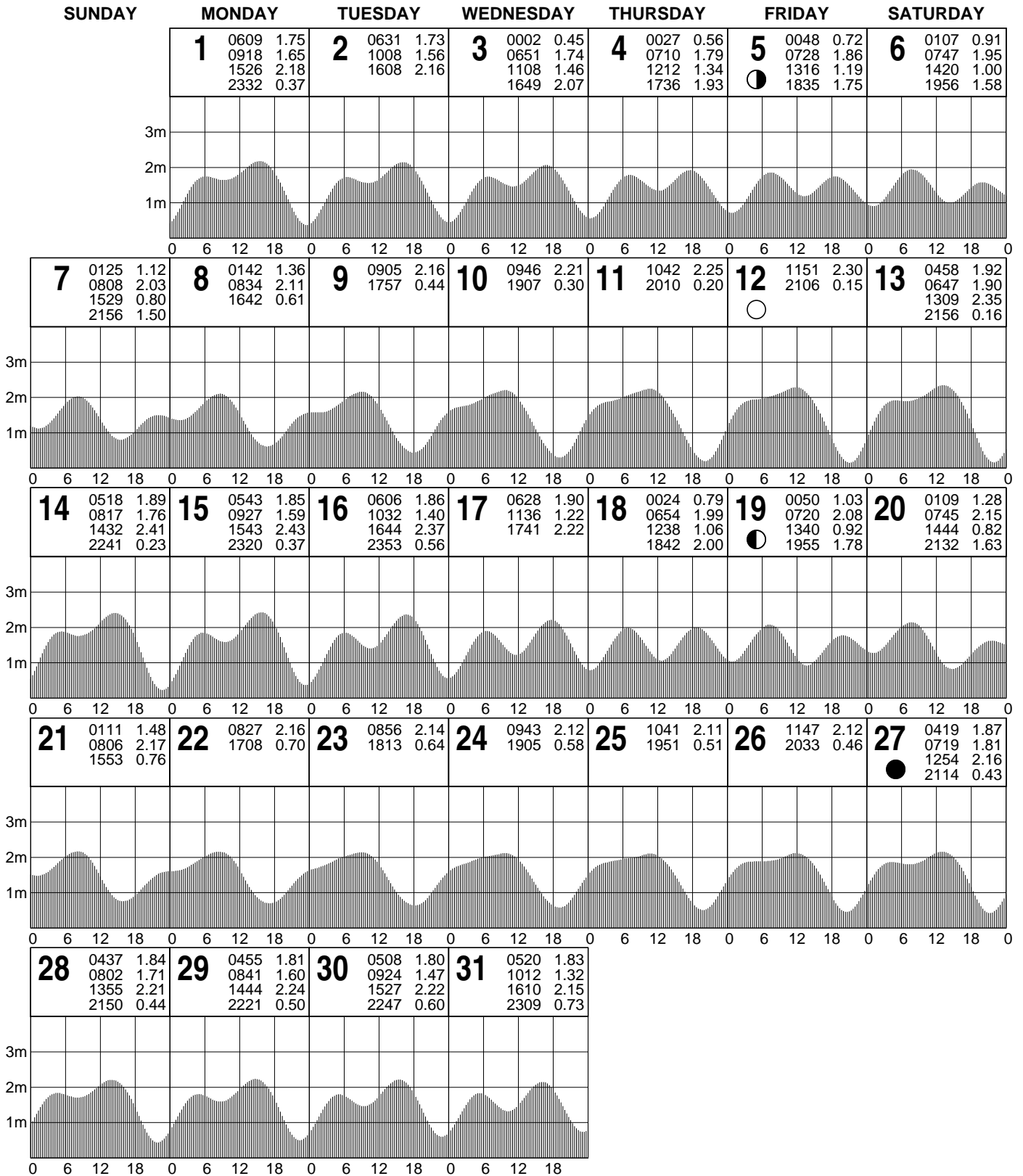
JULY - 2022 AUSTRALIAN CENTRAL STANDARD TIME



© Copyright: Commonwealth of Australia 2020, Bureau of Meteorology  
 Disclaimer: These tide predictions are supplied in good faith and believed to be correct.  
 No warranty is given in respect to errors, omissions, or suitability for any purpose.

# TIDE PREDICTIONS FOR CENTRE ISLAND

## AUGUST - 2022 AUSTRALIAN CENTRAL STANDARD TIME



© Copyright: Commonwealth of Australia 2020, Bureau of Meteorology  
**Disclaimer:** These tide predictions are supplied in good faith and believed to be correct.  
 No warranty is given in respect to errors, omissions, or suitability for any purpose.



# TIDE PREDICTIONS FOR CENTRE ISLAND

SEPTEMBER - 2022 AUSTRALIAN CENTRAL STANDARD TIME

SUNDAY

MONDAY

TUESDAY

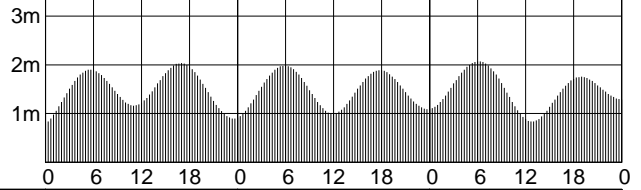
WEDNESDAY

THURSDAY

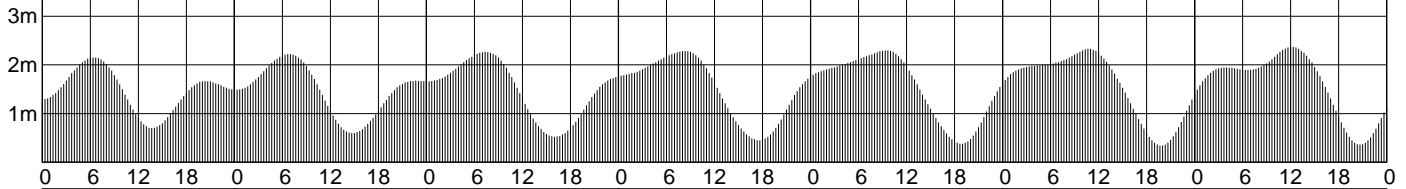
FRIDAY

SATURDAY

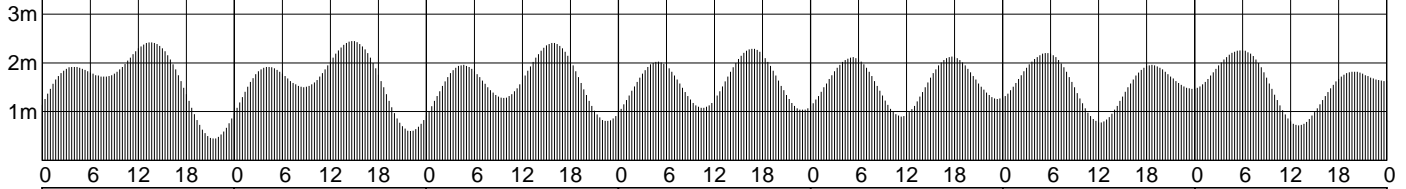
<b>1</b>	0536 1.90 1103 1.16 1656 2.04 2329 0.90	<b>2</b>	0553 1.98 1155 1.00 1749 1.90 2346 1.09	<b>3</b>	0608 2.07 1248 0.84 1856 1.76
----------	--	----------	--	----------	-------------------------------------



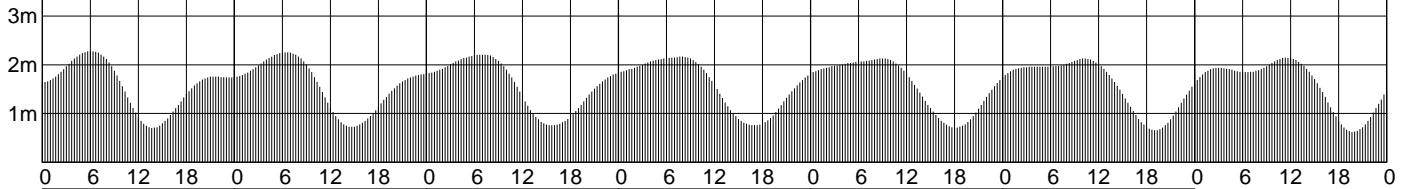
<b>4</b>	0002 1.29 0626 2.15 1343 0.70 2023 1.67	<b>5</b>	0013 1.49 0650 2.22 1446 0.60 2245 1.68	<b>6</b>	0011 1.66 0727 2.27 1605 0.52	<b>7</b>	0821 2.29 1732 0.45	<b>8</b>	0931 2.30 1848 0.38	<b>9</b>	1047 2.33 1950 0.34	<b>10</b>	0352 1.95 0635 1.90 1209 2.37 2042 0.36
----------	--	----------	--	----------	-------------------------------------	----------	------------------------	----------	------------------------	----------	------------------------	-----------	--



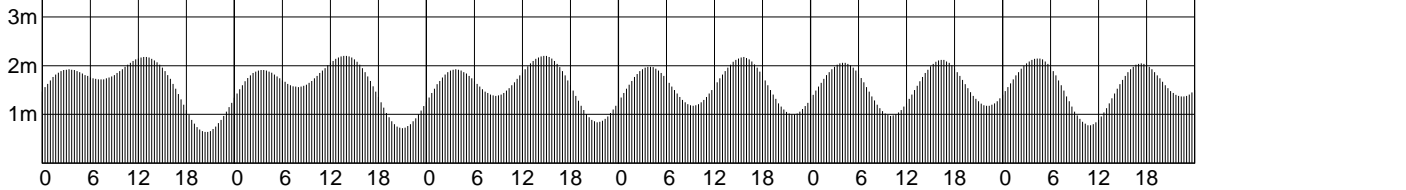
<b>11</b>	0357 1.92 0743 1.72 1333 2.42 2125 0.45	<b>12</b>	0413 1.92 0841 1.50 1448 2.45 2202 0.60	<b>13</b>	0432 1.96 0936 1.28 1549 2.41 2232 0.81	<b>14</b>	0454 2.03 1030 1.08 1644 2.29 2300 1.03	<b>15</b>	0515 2.12 1122 0.90 1739 2.13 2324 1.26	<b>16</b>	0533 2.20 1212 0.78 1839 1.96 2343 1.47	<b>17</b>	0548 2.26 1259 0.72 1951 1.83 2346 1.63
-----------	--	-----------	--	-----------	--	-----------	--	-----------	--	-----------	--	-----------	--



<b>18</b>	0605 2.28 1347 0.70	<b>19</b>	0628 2.26 1436 0.73	<b>20</b>	0703 2.21 1538 0.76	<b>21</b>	0756 2.16 1657 0.76	<b>22</b>	0902 2.13 1808 0.71	<b>23</b>	1014 2.13 1902 0.66	<b>24</b>	0303 1.94 0626 1.85 1130 2.15 1948 0.62
-----------	------------------------	-----------	------------------------	-----------	------------------------	-----------	------------------------	-----------	------------------------	-----------	------------------------	-----------	--



<b>25</b>	0317 1.93 0713 1.72 1247 2.18 2026 0.64	<b>26</b>	0329 1.91 0756 1.56 1351 2.20 2058 0.72	<b>27</b>	0338 1.93 0837 1.38 1444 2.21 2125 0.84	<b>28</b>	0351 1.98 0921 1.18 1534 2.18 2147 1.00	<b>29</b>	0406 2.06 1006 0.97 1624 2.12 2209 1.18	<b>30</b>	0421 2.15 1052 0.78 1718 2.05 2229 1.37
-----------	--	-----------	--	-----------	--	-----------	--	-----------	--	-----------	--



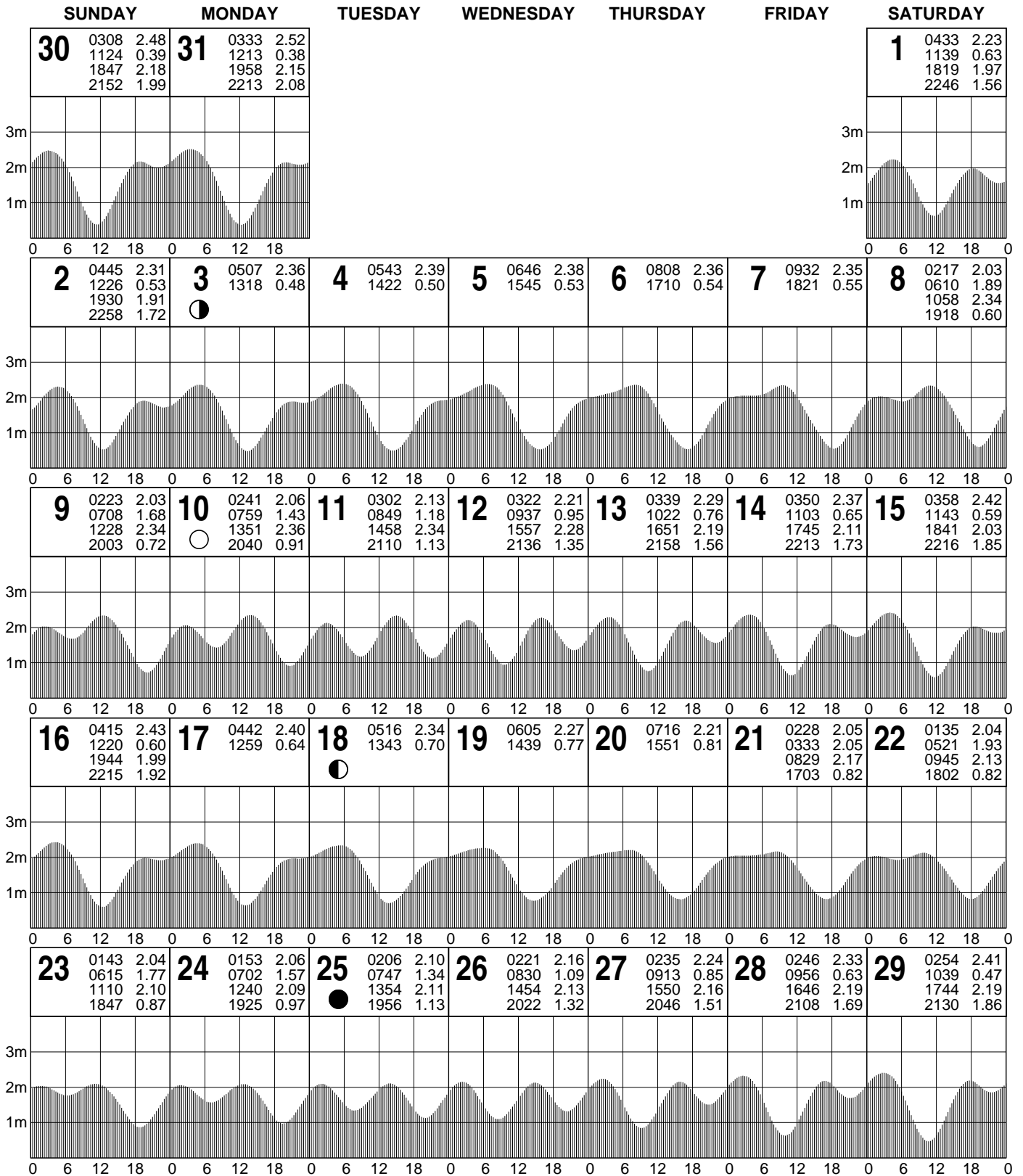
© Copyright: Commonwealth of Australia 2020, Bureau of Meteorology

**Disclaimer:** These tide predictions are supplied in good faith and believed to be correct.

No warranty is given in respect to errors, omissions, or suitability for any purpose.

# TIDE PREDICTIONS FOR CENTRE ISLAND

OCTOBER - 2022 AUSTRALIAN CENTRAL STANDARD TIME



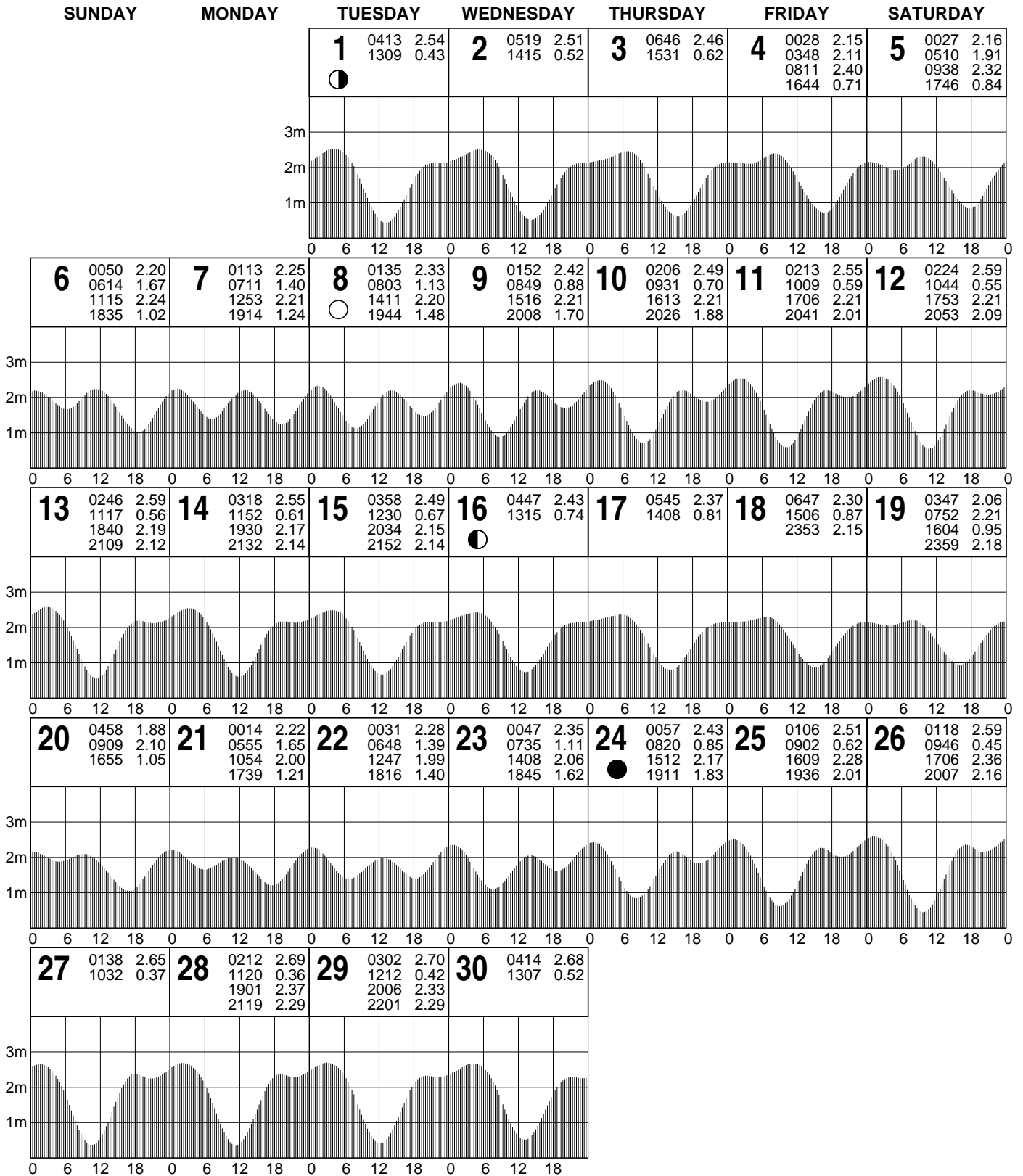
© Copyright: Commonwealth of Australia 2020, Bureau of Meteorology

**Disclaimer:** These tide predictions are supplied in good faith and believed to be correct.

No warranty is given in respect to errors, omissions, or suitability for any purpose.

# TIDE PREDICTIONS FOR CENTRE ISLAND

NOVEMBER - 2022 AUSTRALIAN CENTRAL STANDARD TIME



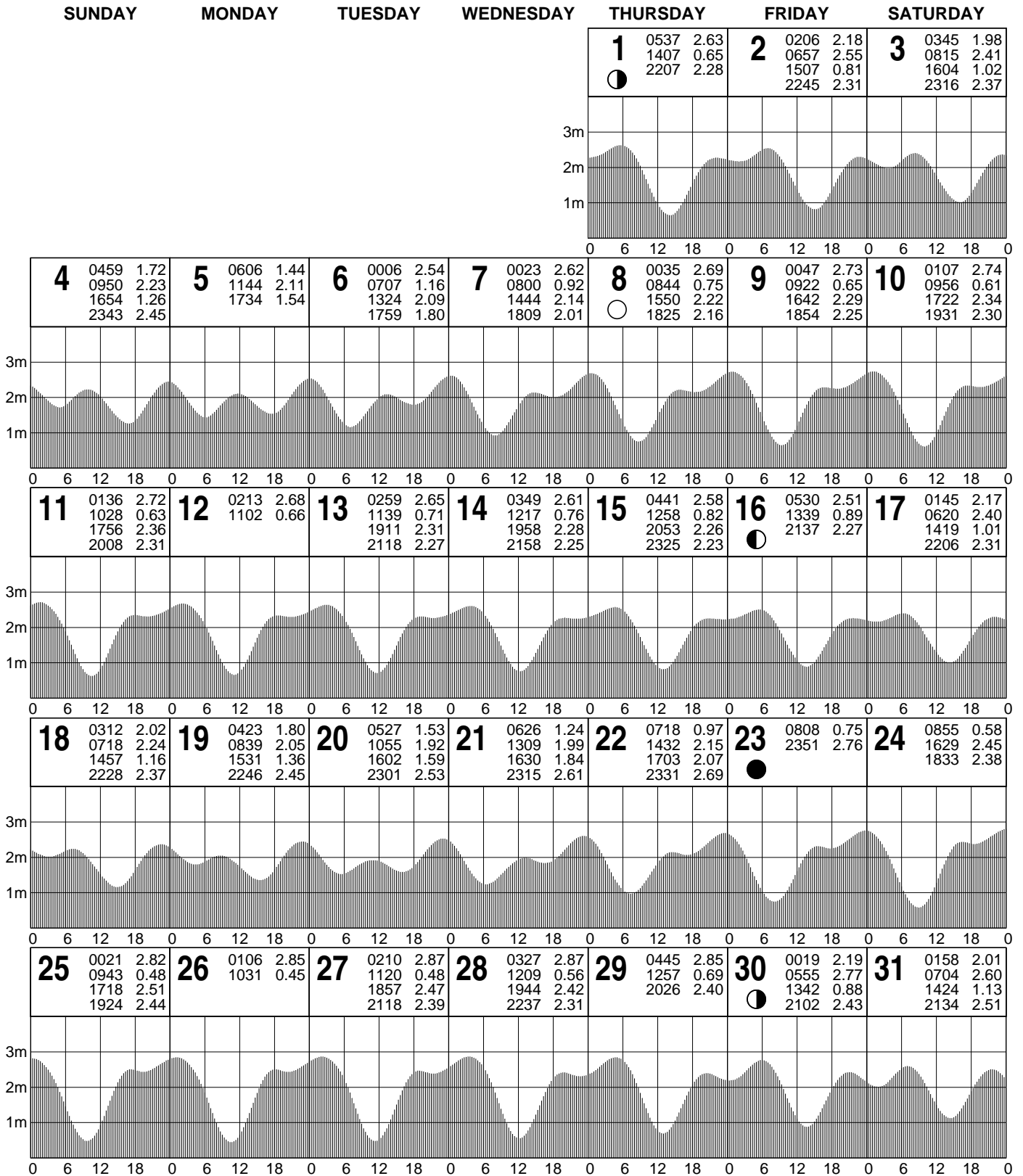
© Copyright: Commonwealth of Australia 2020, Bureau of Meteorology

**Disclaimer:** These tide predictions are supplied in good faith and believed to be correct.

No warranty is given in respect to errors, omissions, or suitability for any purpose.

# TIDE PREDICTIONS FOR CENTRE ISLAND

DECEMBER - 2022 AUSTRALIAN CENTRAL STANDARD TIME



© Copyright: Commonwealth of Australia 2020, Bureau of Meteorology

**Disclaimer:** These tide predictions are supplied in good faith and believed to be correct.

No warranty is given in respect to errors, omissions, or suitability for any purpose.