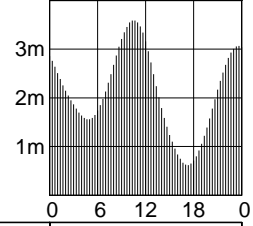


# TIDE PREDICTIONS FOR MELVILLE BAY - GOVE HARBOUR

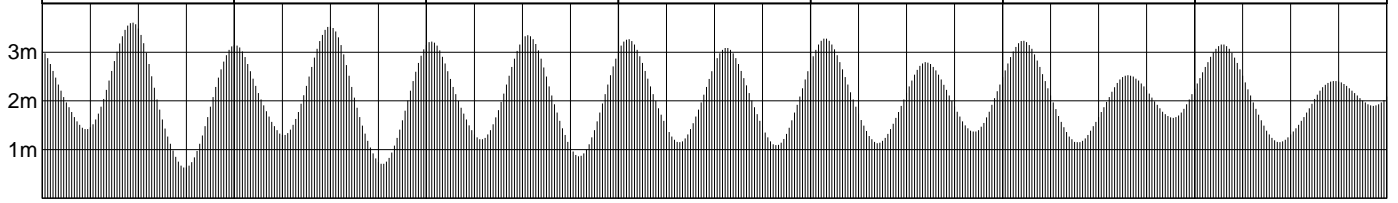
## FEBRUARY - 2025 AUSTRALIAN CENTRAL STANDARD TIME

SUNDAY MONDAY TUESDAY WEDNESDAY THURSDAY FRIDAY SATURDAY

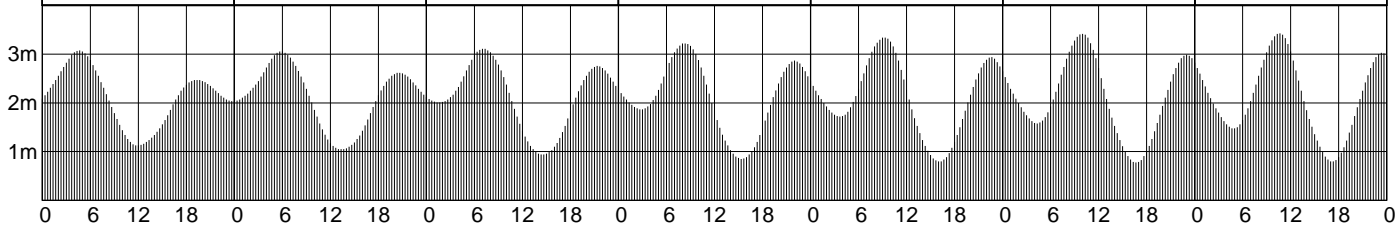
<b>1</b>	0450 1.56
	1032 3.60
	1715 0.62
	2336 3.07



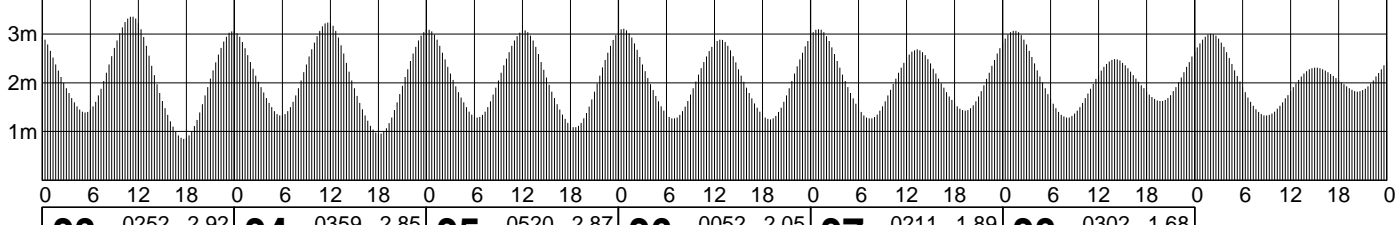
<b>2</b>	0529 1.42 1115 3.61 1752 0.63	<b>3</b>	0007 3.15 0609 1.30 1158 3.53 1828 0.70	<b>4</b>	0038 3.22 0651 1.21 1242 3.35 1906 0.86	<b>5</b>	0111 3.27 0735 1.15 1330 3.09 1944 1.09	<b>6</b>	0150 3.28 0825 1.13 1425 2.80 2027 1.37	<b>7</b>	0234 3.24 0925 1.14 1541 2.53 2117 1.66	<b>8</b>	0329 3.16 1035 1.15 1732 2.41 2223 1.90
----------	-------------------------------------	----------	--	----------	--	----------	--	----------	--	----------	--	----------	--



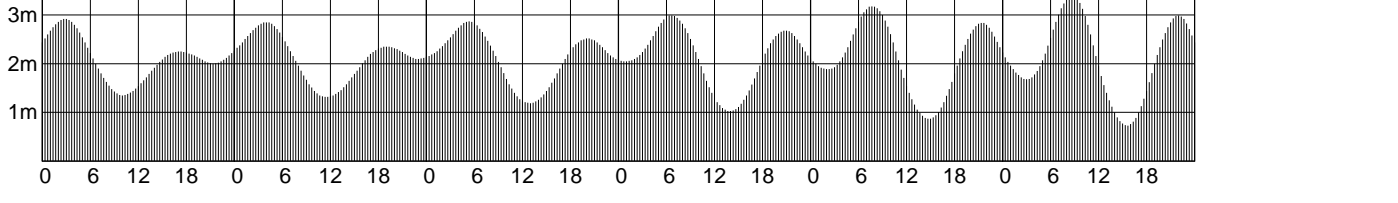
<b>9</b>	0436 3.08 1154 1.12 1921 2.47 2348 2.04	<b>10</b>	0551 3.06 1321 1.05 2036 2.62	<b>11</b>	0136 2.01 0707 3.11 1432 0.94 2124 2.76	<b>12</b>	0250 1.87 0817 3.23 1524 0.85 2202 2.87	<b>13</b>	0339 1.72 0914 3.35 1605 0.80 2232 2.94	<b>14</b>	0418 1.58 0957 3.42 1640 0.78 2300 2.99	<b>15</b>	0451 1.47 1035 3.43 1712 0.79 2325 3.03
----------	--	-----------	-------------------------------------	-----------	--	-----------	--	-----------	--	-----------	--	-----------	--



<b>16</b>	0522 1.39 1110 3.37 1741 0.85 2349 3.07	<b>17</b>	0552 1.33 1142 3.24 1807 0.95	<b>18</b>	0012 3.09 0622 1.28 1213 3.08 1831 1.09	<b>19</b>	0036 3.11 0653 1.26 1245 2.89 1854 1.25	<b>20</b>	0102 3.11 0726 1.26 1320 2.69 1918 1.43	<b>21</b>	0130 3.07 0806 1.29 1404 2.49 1947 1.62	<b>22</b>	0205 3.01 0855 1.33 1509 2.32 2025 1.83
-----------	--	-----------	-------------------------------------	-----------	--	-----------	--	-----------	--	-----------	--	-----------	--



<b>23</b>	0252 2.92 1003 1.35 1706 2.25 2126 2.00	<b>24</b>	0359 2.85 1128 1.32 1905 2.35 2256 2.10	<b>25</b>	0520 2.87 1252 1.19 2010 2.52	<b>26</b>	0052 2.05 0634 3.00 1357 1.03 2052 2.69	<b>27</b>	0211 1.89 0743 3.18 1448 0.87 2126 2.84	<b>28</b>	0302 1.68 0843 3.38 1533 0.73 2158 2.99
-----------	--	-----------	--	-----------	-------------------------------------	-----------	--	-----------	--	-----------	--



© Copyright: Commonwealth of Australia 2023, Bureau of Meteorology  
 Disclaimer: These tide predictions are supplied in good faith and believed to be correct.  
 No warranty is given in respect to errors, omissions, or suitability for any purpose.