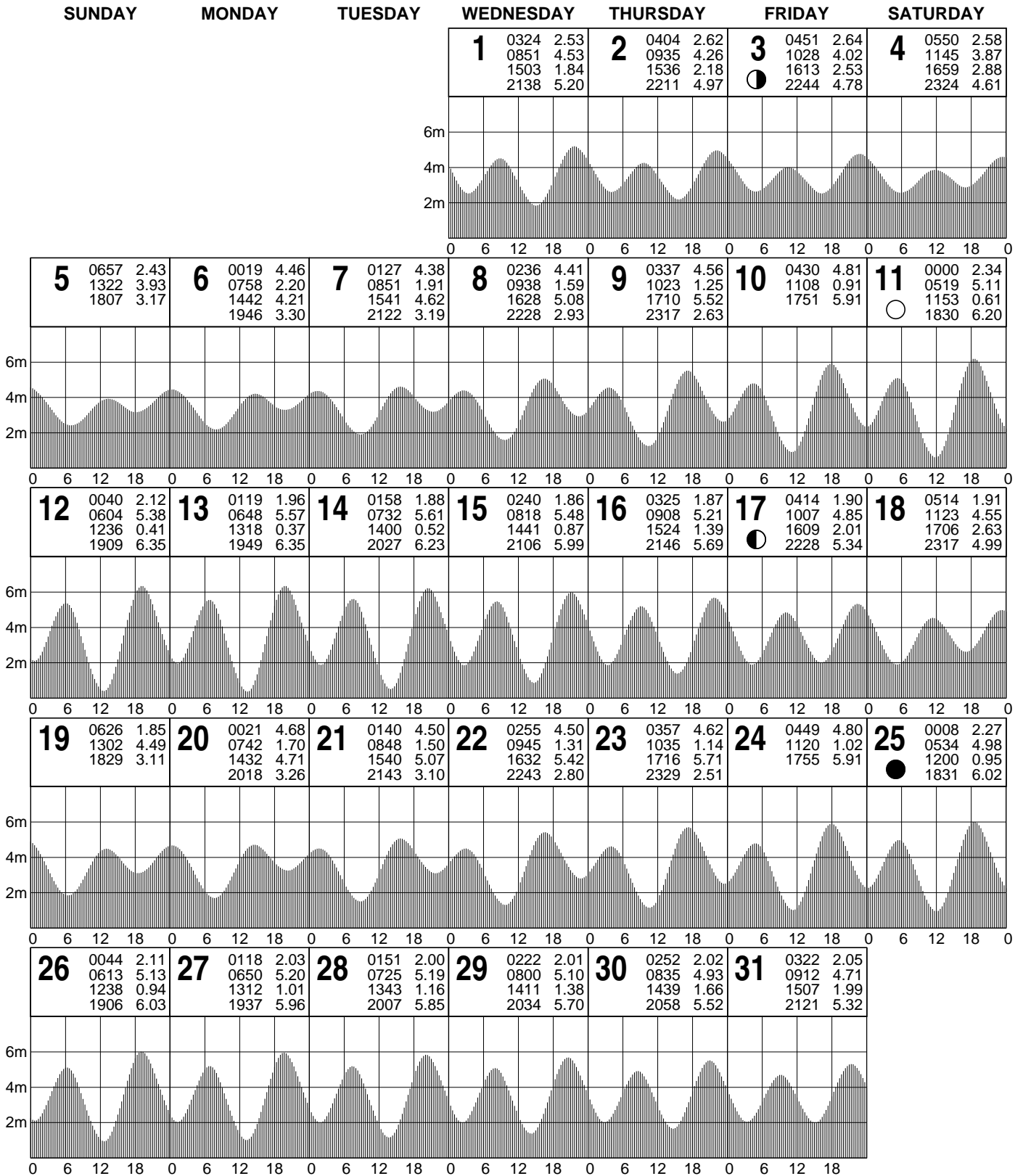


TIDE PREDICTIONS FOR NATIVE POINT

JANUARY - 2020 AUSTRALIAN CENTRAL STANDARD TIME



© Copyright: Commonwealth of Australia 2020, Bureau of Meteorology

Disclaimer: These tide predictions are supplied in good faith and believed to be correct.

No warranty is given in respect to errors, omissions, or suitability for any purpose.

TIDE PREDICTIONS FOR NATIVE POINT

FEBRUARY - 2020 AUSTRALIAN CENTRAL STANDARD TIME

SUNDAY

MONDAY

TUESDAY

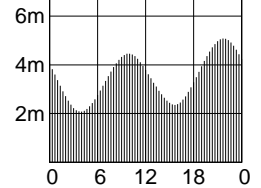
WEDNESDAY

THURSDAY

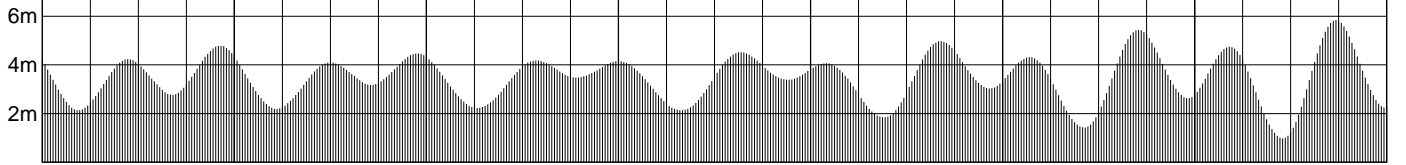
FRIDAY

SATURDAY

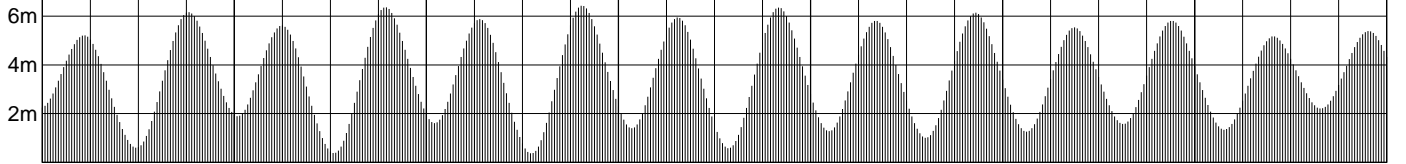
1	0353	2.08
	0952	4.47
	1538	2.37
	2145	5.08



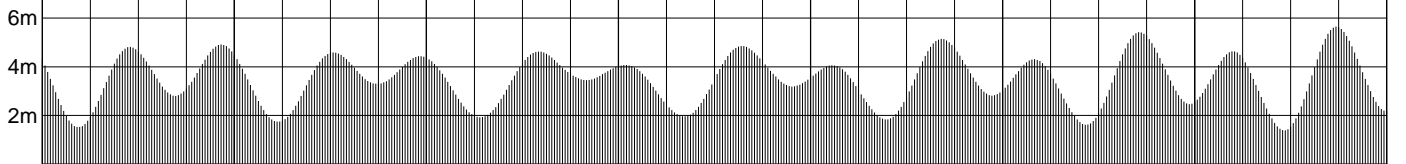
2	0429	2.13	3	0513	2.20	4	0617	2.23	5	0000	4.16	6	0155	4.07	7	0323	4.32	8	0423	4.75
	1044	4.24		1158	4.10		1344	4.18		0748	2.14		0910	1.85		1011	1.43		1101	0.98
	1614	2.77		1706	3.17		1843	3.48		1517	4.52		1616	4.98		1701	5.44		1739	5.85
	2213	4.80		2251	4.47					2113	3.39		2224	3.03		2310	2.63		2348	2.24



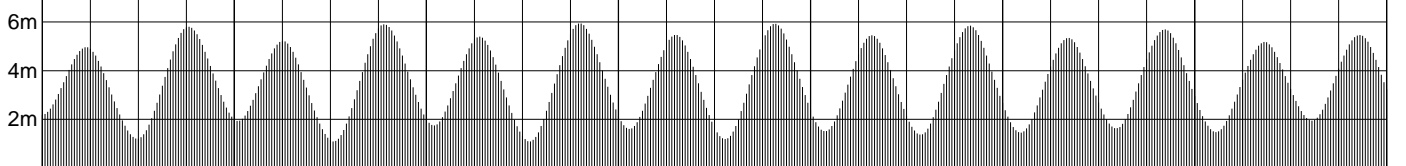
9	0513	5.22	10	0025	1.90	11	0102	1.61	12	0140	1.40	13	0220	1.28	14	0300	1.26	15	0343	1.34
	1146	0.60		0558	5.62		0641	5.88		0725	5.95		0810	5.83		0858	5.54		0952	5.18
	1817	6.17		1227	0.37		1307	0.36		1347	0.58		1425	1.01		1505	1.57		1546	2.21
				1852	6.38		1928	6.44		2002	6.36		2036	6.15		2110	5.82		2145	5.39



16	0430	1.52	17	0527	1.75	18	0646	1.93	19	0051	4.08	20	0244	4.07	21	0357	4.32	22	0448	4.65
	1056	4.82		1222	4.59		1403	4.63		0815	1.96		0929	1.84		1027	1.62		1113	1.39
	1635	2.82		1749	3.30		2003	3.45		1526	4.86		1623	5.15		1708	5.42		1744	5.65
	2223	4.92		2314	4.44					2144	3.19		2242	2.82		2322	2.47		2355	2.18



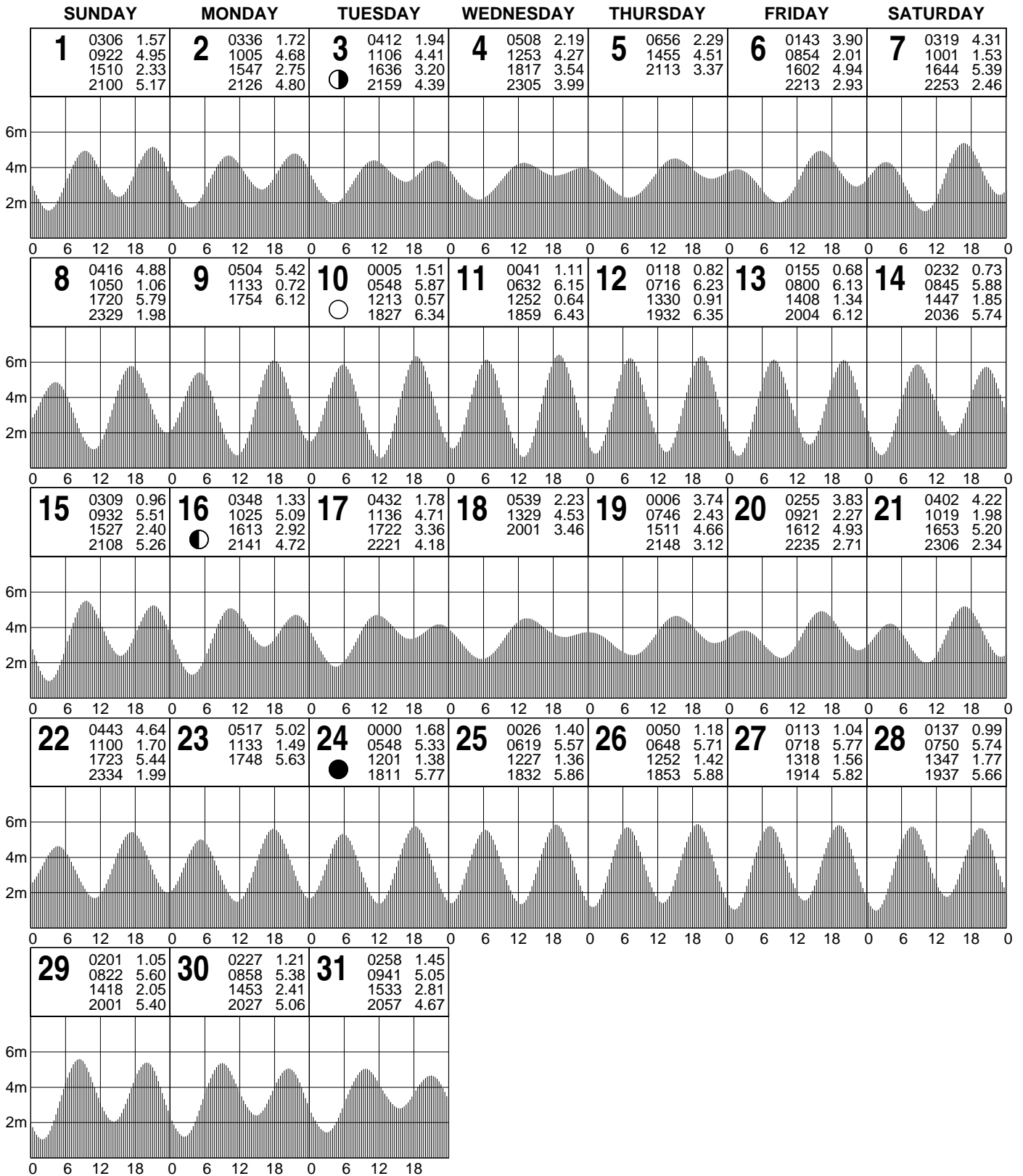
23	0529	4.96	24	0026	1.94	25	0056	1.75	26	0123	1.61	27	0149	1.51	28	0215	1.46	29	0240	1.48
	1151	1.21		0604	5.23		0637	5.40		0709	5.48		0741	5.46		0813	5.36		0846	5.18
	1816	5.81		1224	1.10		1253	1.10		1320	1.19		1346	1.38		1412	1.63		1439	1.95
				1844	5.91		1909	5.95		1933	5.93		1955	5.85		2016	5.70		2038	5.48



© Copyright: Commonwealth of Australia 2020, Bureau of Meteorology
 Disclaimer: These tide predictions are supplied in good faith and believed to be correct.
 No warranty is given in respect to errors, omissions, or suitability for any purpose.

TIDE PREDICTIONS FOR NATIVE POINT

MARCH - 2020 AUSTRALIAN CENTRAL STANDARD TIME



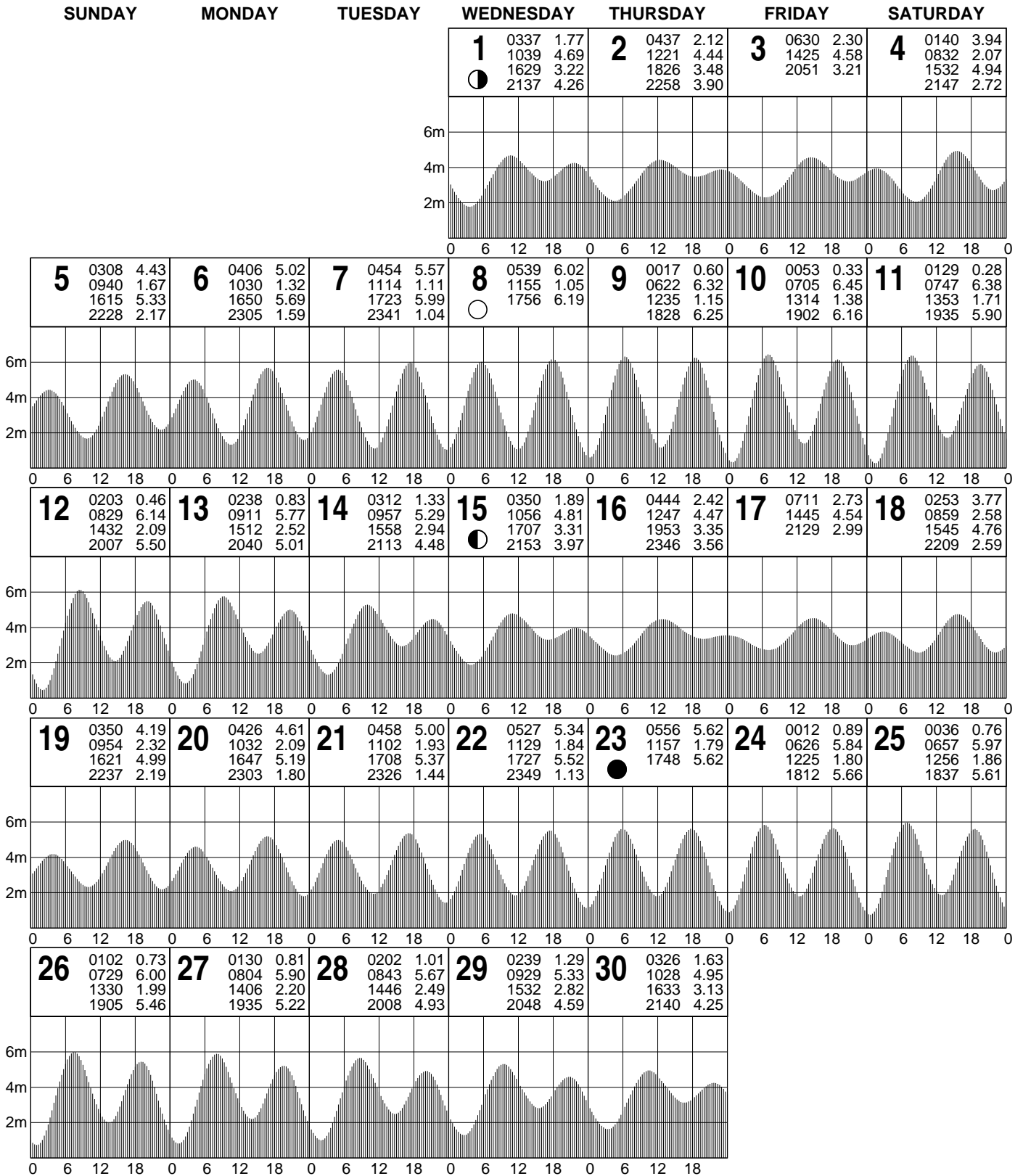
© Copyright: Commonwealth of Australia 2020, Bureau of Meteorology

Disclaimer: These tide predictions are supplied in good faith and believed to be correct.

No warranty is given in respect to errors, omissions, or suitability for any purpose.

TIDE PREDICTIONS FOR NATIVE POINT

APRIL - 2020 AUSTRALIAN CENTRAL STANDARD TIME



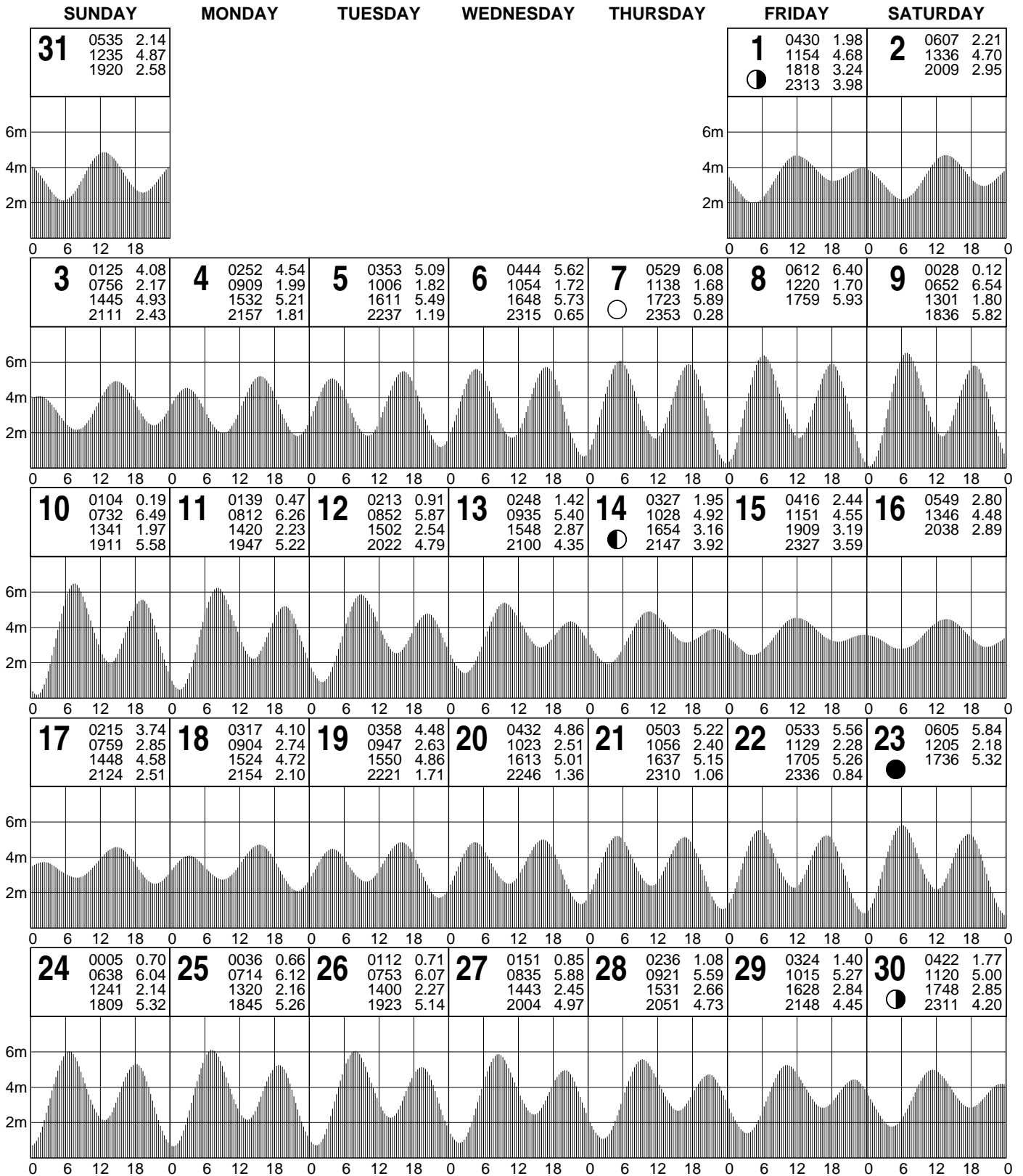
© Copyright: Commonwealth of Australia 2020, Bureau of Meteorology

Disclaimer: These tide predictions are supplied in good faith and believed to be correct.

No warranty is given in respect to errors, omissions, or suitability for any purpose.

TIDE PREDICTIONS FOR NATIVE POINT

MAY - 2020 AUSTRALIAN CENTRAL STANDARD TIME



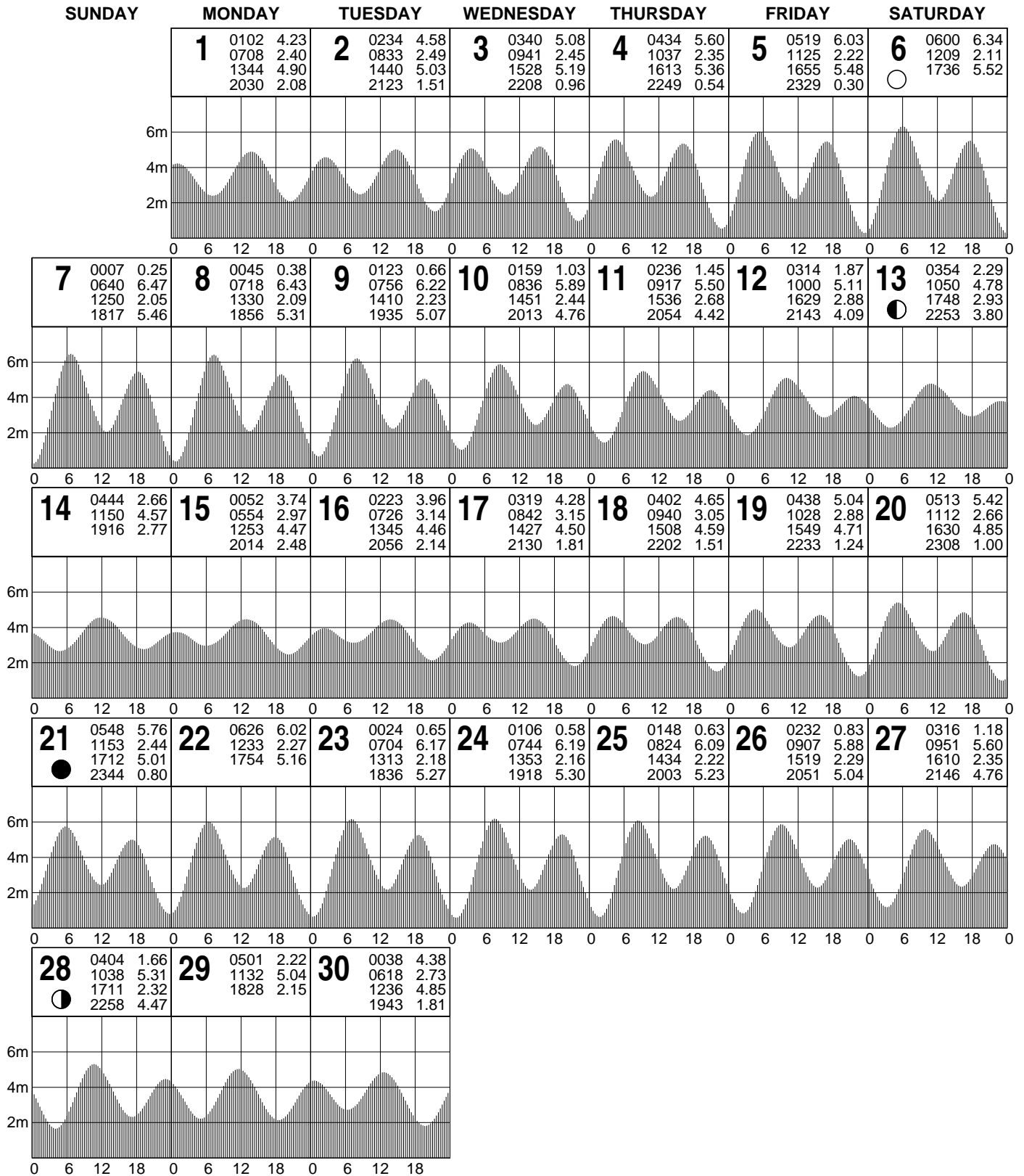
© Copyright: Commonwealth of Australia 2020, Bureau of Meteorology

Disclaimer: These tide predictions are supplied in good faith and believed to be correct.

No warranty is given in respect to errors, omissions, or suitability for any purpose.

TIDE PREDICTIONS FOR NATIVE POINT

JUNE - 2020 AUSTRALIAN CENTRAL STANDARD TIME



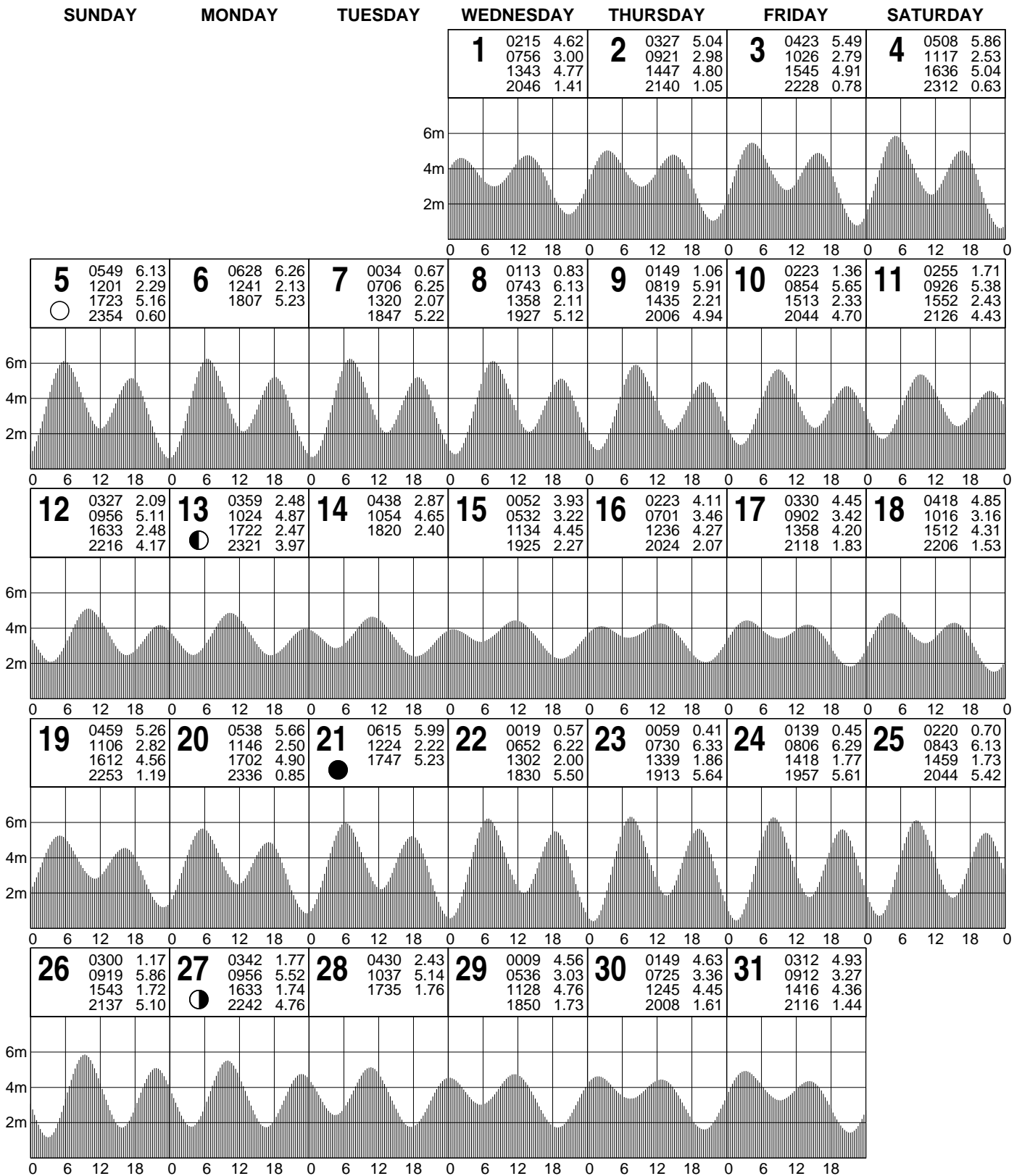
© Copyright: Commonwealth of Australia 2020, Bureau of Meteorology

Disclaimer: These tide predictions are supplied in good faith and believed to be correct.

No warranty is given in respect to errors, omissions, or suitability for any purpose.

TIDE PREDICTIONS FOR NATIVE POINT

JULY - 2020 AUSTRALIAN CENTRAL STANDARD TIME



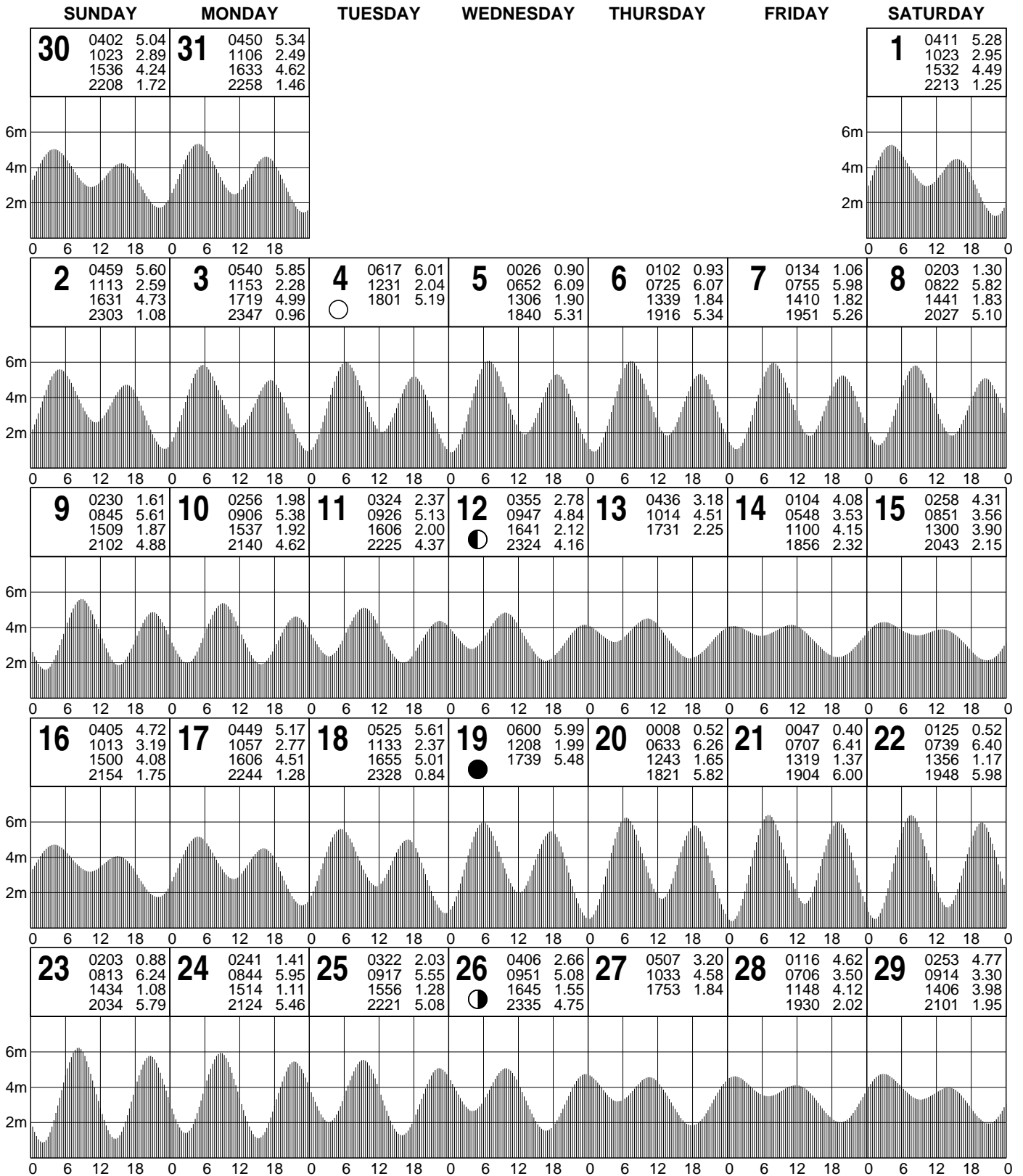
© Copyright: Commonwealth of Australia 2020, Bureau of Meteorology

Disclaimer: These tide predictions are supplied in good faith and believed to be correct.

No warranty is given in respect to errors, omissions, or suitability for any purpose.

TIDE PREDICTIONS FOR NATIVE POINT

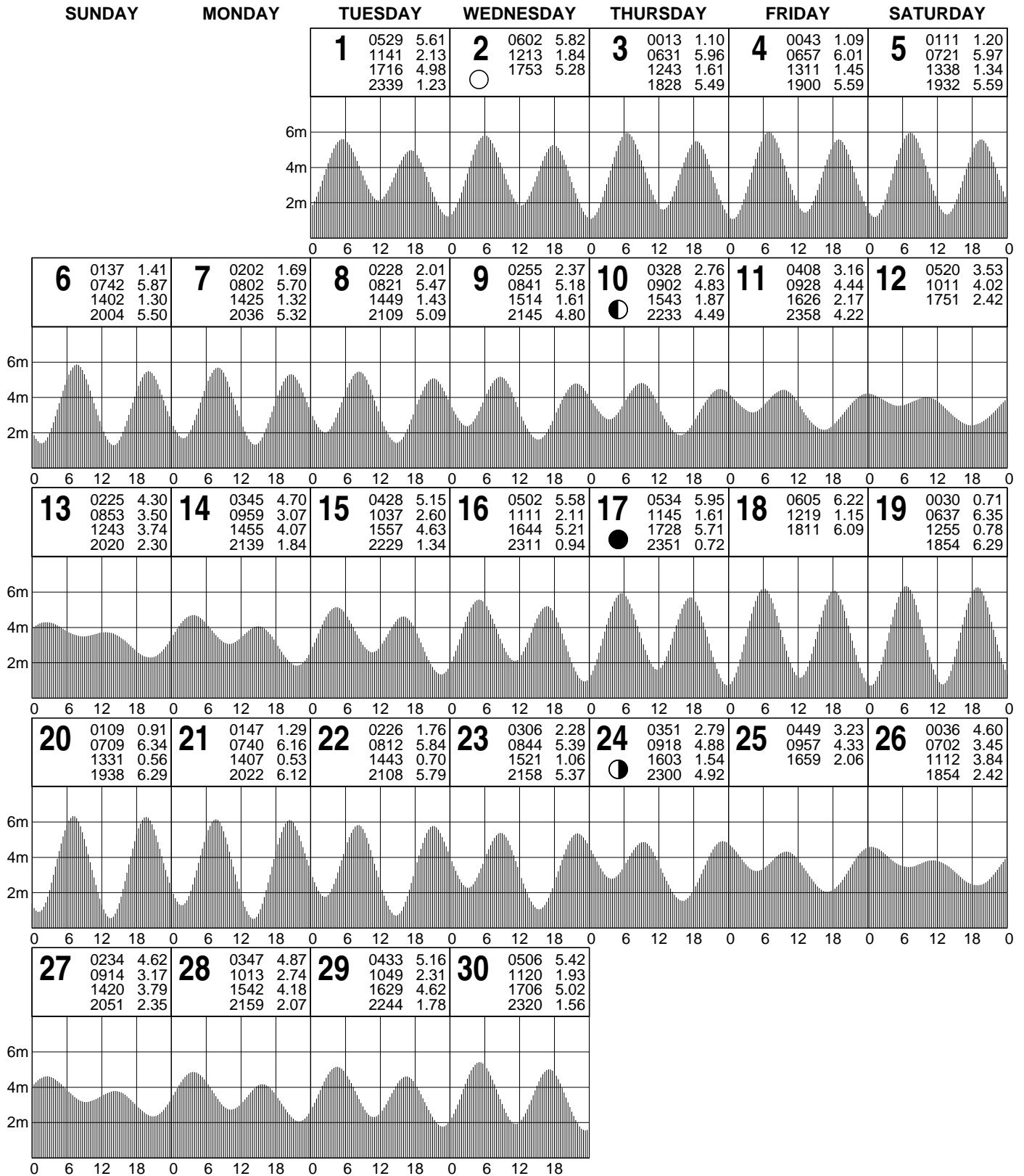
AUGUST - 2020 AUSTRALIAN CENTRAL STANDARD TIME



© Copyright: Commonwealth of Australia 2020, Bureau of Meteorology
 Disclaimer: These tide predictions are supplied in good faith and believed to be correct.
 No warranty is given in respect to errors, omissions, or suitability for any purpose.

TIDE PREDICTIONS FOR NATIVE POINT

SEPTEMBER - 2020 AUSTRALIAN CENTRAL STANDARD TIME



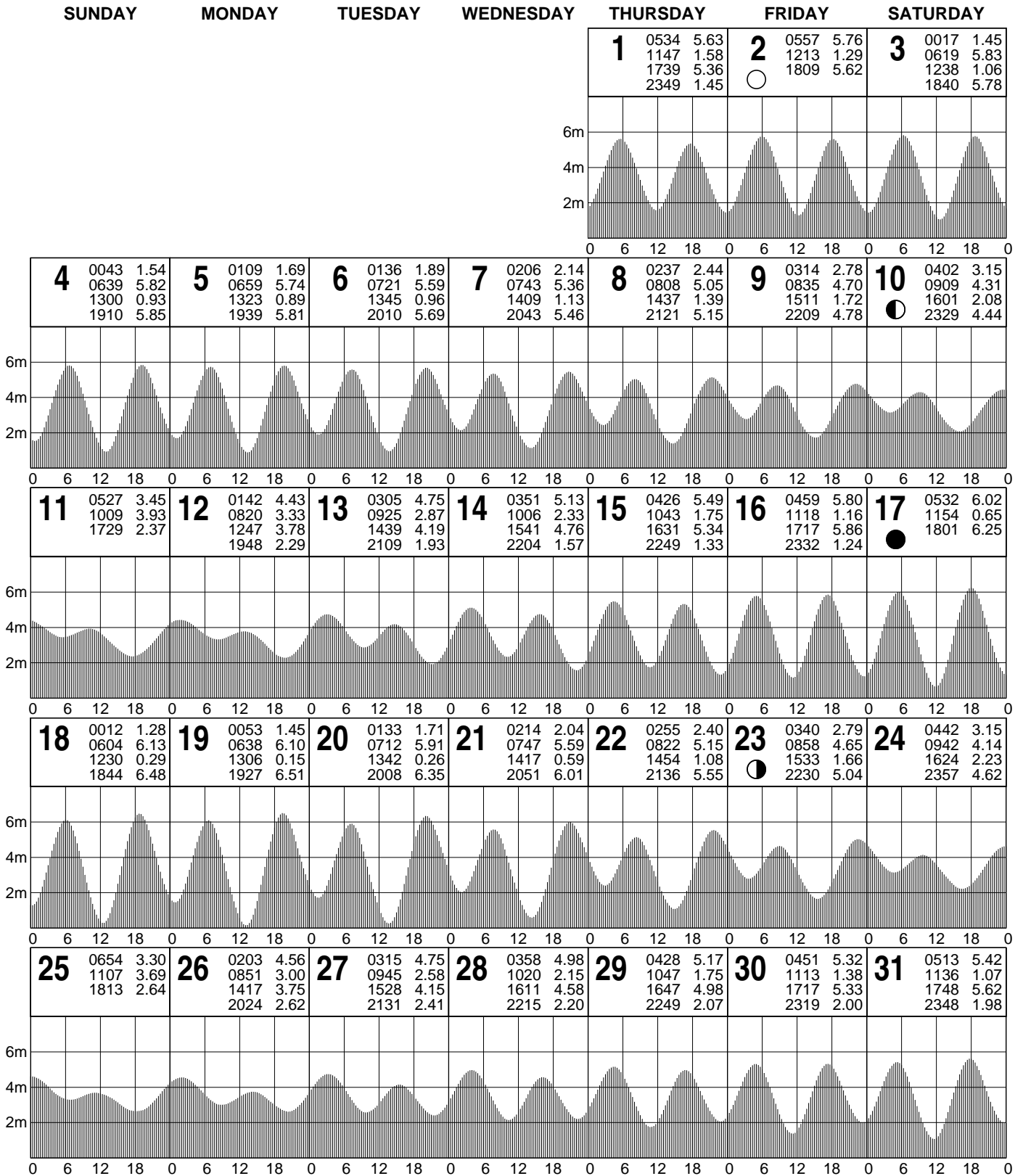
© Copyright: Commonwealth of Australia 2020, Bureau of Meteorology

Disclaimer: These tide predictions are supplied in good faith and believed to be correct.

No warranty is given in respect to errors, omissions, or suitability for any purpose.

TIDE PREDICTIONS FOR NATIVE POINT

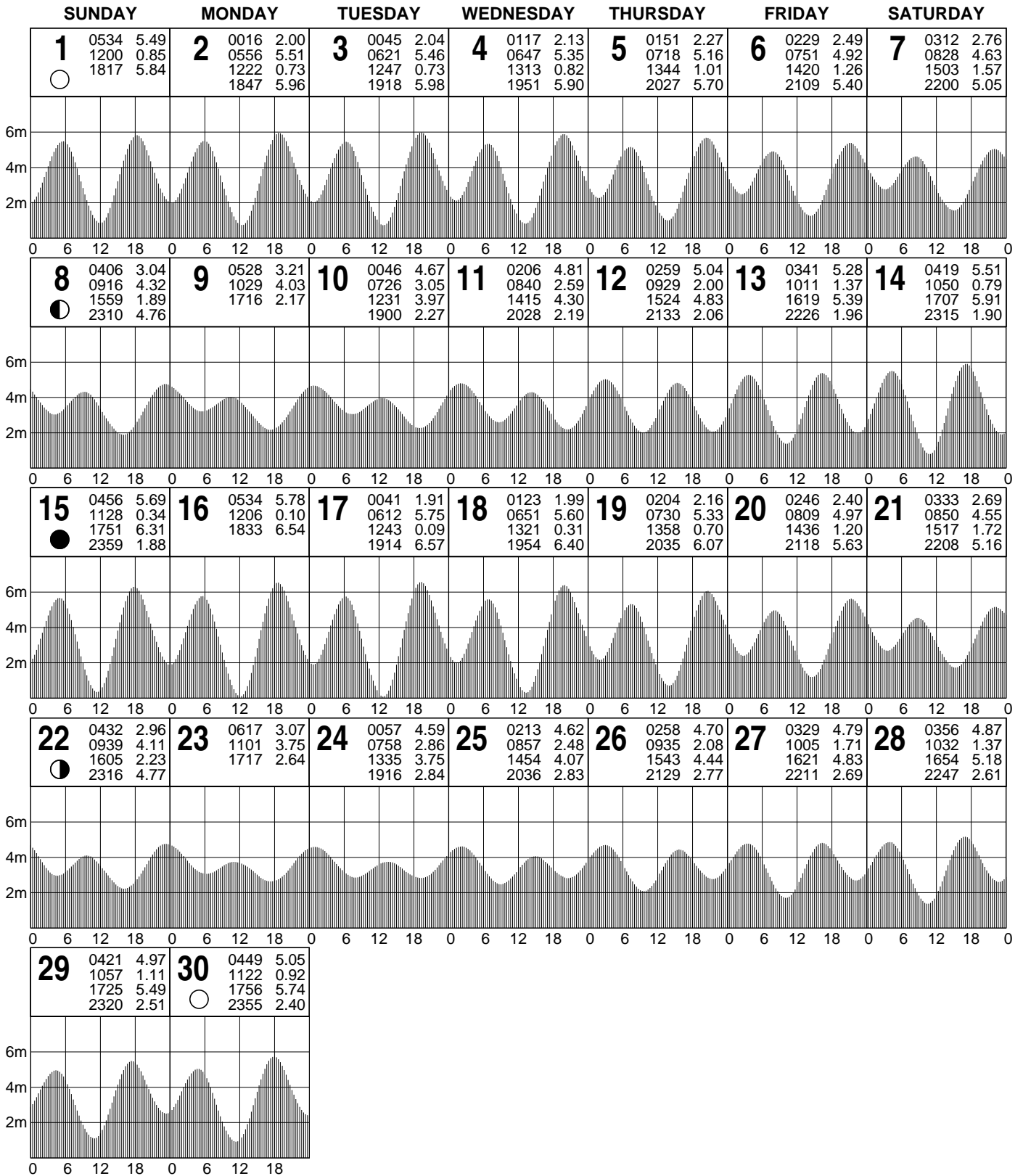
OCTOBER - 2020 AUSTRALIAN CENTRAL STANDARD TIME



© Copyright: Commonwealth of Australia 2020, Bureau of Meteorology
 Disclaimer: These tide predictions are supplied in good faith and believed to be correct.
 No warranty is given in respect to errors, omissions, or suitability for any purpose.

TIDE PREDICTIONS FOR NATIVE POINT

NOVEMBER - 2020 AUSTRALIAN CENTRAL STANDARD TIME



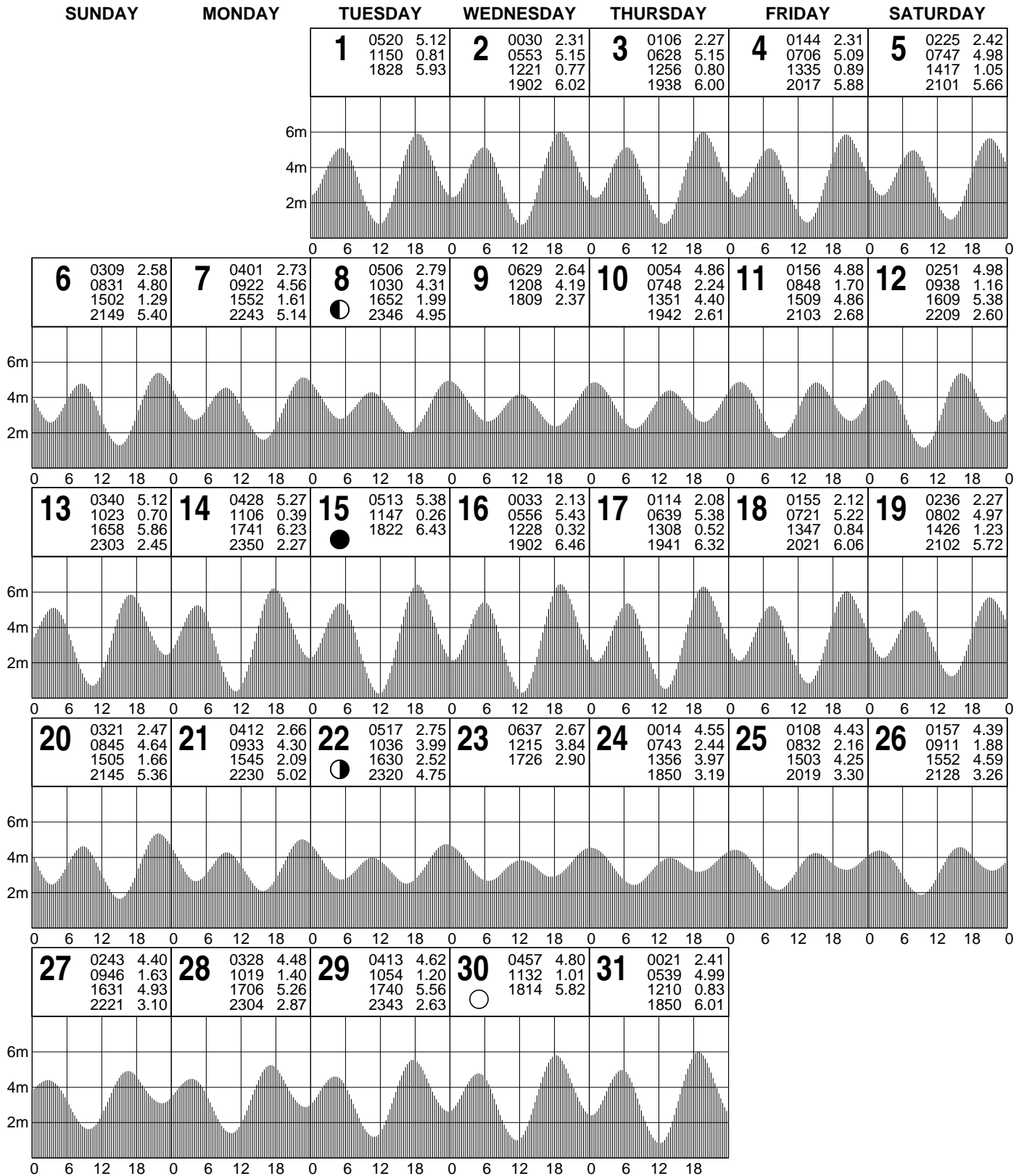
© Copyright: Commonwealth of Australia 2020, Bureau of Meteorology

Disclaimer: These tide predictions are supplied in good faith and believed to be correct.

No warranty is given in respect to errors, omissions, or suitability for any purpose.

TIDE PREDICTIONS FOR NATIVE POINT

DECEMBER - 2020 AUSTRALIAN CENTRAL STANDARD TIME



© Copyright: Commonwealth of Australia 2020, Bureau of Meteorology

Disclaimer: These tide predictions are supplied in good faith and believed to be correct.

No warranty is given in respect to errors, omissions, or suitability for any purpose.