


Discovering Outdoors

Junior Ranger




HOUSING THE HOMELESS

There are many threatened species in the Northern Territory including some of our mammals and birds. Here is one way you can help. Build a nest box home to keep them safe from predators, and protected from our harsh weather.



TREE HOLLOWS - NOT AS COMMON AS THEY ONCE WERE!

Tree hollows offer many animals a perfect home - nice, warm and safe from predators. Unfortunately, tree hollows are not as common as they once were because of changes in the use of fire. Since Aboriginal people have moved away from some areas of land there have been less small fires and an increase in large wildfires that can burn huge areas very quickly. Large trees often die in these wildfires, destroying the hollows that provide a home for our wildlife.



THE TREE HOLLOW MAKER!

Many of our big trees in the Northern Territory are almost completely hollow. If you look up at where branches have snapped off in the wind you may see a hollow in the remaining piece of limb. These hollows are formed from the furious appetite of termites - they just love to eat wood! They usually eat out the middle of trees, leaving the outer living part to keep the tree growing.

BUILDING A NEST BOX

- 1 Ask your parents if you can build a nest box with their help.
- 2 Use the plan on the next page to measure and cut the wood for the nest box.
- 3 Construct your nest box using a hammer and nails or a power drill and screws.
- 4 Paint your nest box with exterior green paint.
- 5 Fill the bottom of the box with straw or leaves to make it more attractive to wildlife.
- 6 Attach the finished nest box to a large tree and wait to see if any animals make it their home!

THINGS YOU WILL NEED:



Your parent's help



Pair of gloves



Eye protection



Ladder



Paint brush & green paint



Hammer & nails or a power drill & screws



Measuring tape



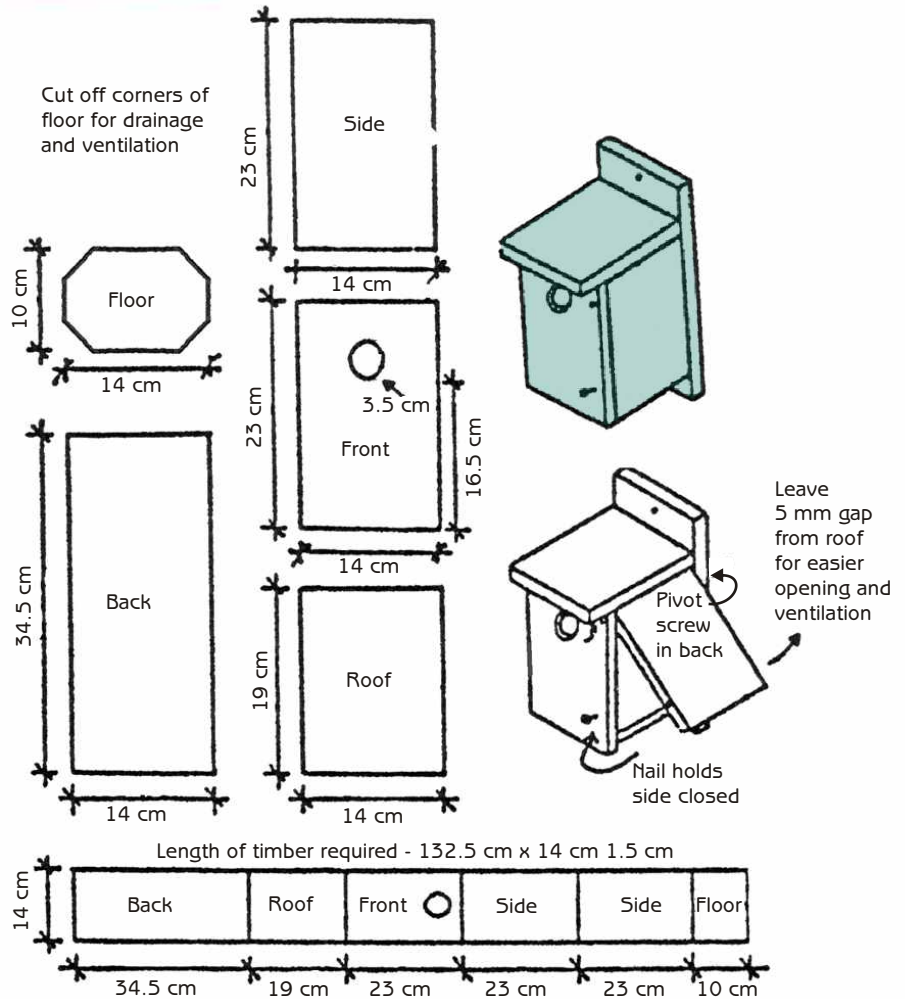

Wood & saw



A NEST BOX PLAN

You will need your parent's help and permission to build this nest box. This is just a basic design for a nest box - there are many more designs on the internet for you to choose from. Just type "nest box" into your search engine and you will find all kinds of designs for different birds and mammals.

For this nest box use a length of untreated pine 132.5 cm (length) X 14 cm (width) X 1.5 cm (diameter or thickness).




HOME SWEET HOME

Take a look at the animal pictures below. See if you can identify each one by cracking the code to find its name. Replace each letter with the one that comes before it in the alphabet. Then tick the boxes if you think the animal may make a nest box its home. Hint - remember where you put your finished nest box.


☐



E F B U I B E E F S


☐


Q P T T V N


☐

C V E H F S J H B S


☐

☐

H F D L P

☐


S P D L X B M M B C Z

H S F F O U S F F G S P H

