

Environmental (mining) licences

Q2 2025: 1 October to 31 December 2025

The Mining Division of the Department of Lands, Planning and Environment (DLPE) is responsible for assessment of applications submitted by Mining Operators under the *Environment Protection Act 2019* (EP Act) for environmental (mining) licences to undertake exploration, extractive mineral operations and mining operations.

Prior to 1 July 2024, Mining Division received 104 applications for Authorisations and approval of Mining Management Plans (MMPs). The Division continues to assess these applications submitted under the now repealed *Mining Management Act 2001* (MM Act) in accordance with transitional arrangements at section 308 of the EP Act.

These quarterly reports address the requirement for transparency around performance against assessment timeframes specified under the EP Act and key performance indicators established for the assessment of submissions made under the MM Act.

Key performance indicators (KPI) are based on those specified in Budget Paper 3. Performance targets aim to reflect an effective balance between the administrative and operational aspects of regulating the mining industry subject to new a licensing framework and transitional arrangements under the EP Act.

Environmental (mining) licences

KPI: 85% of applications assessed within statutory timeframes.

Note: Statutory timeframes for assessment of licence applications submitted under the EP Act are reported in business days.

Licence applications submitted

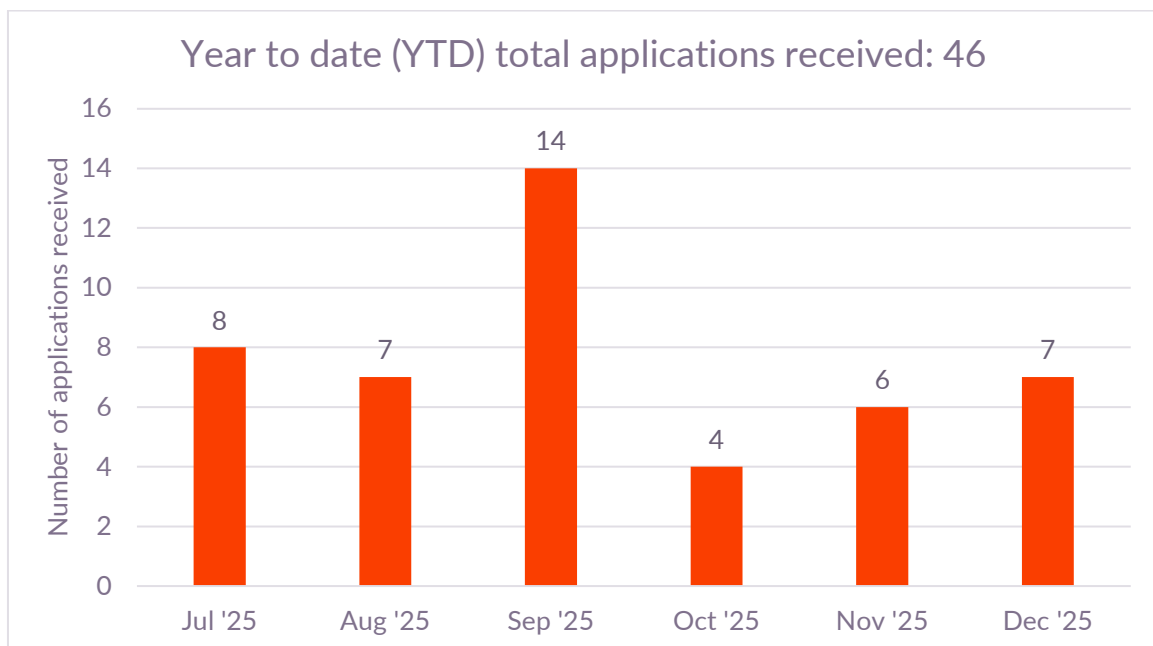


Figure 1: Number of applications for environmental (mining) licences received since 1 July 2025

Table 1: Details of applications received and outcome following screening during Q2 2025

Activity Type/ Licence Type	Accepted	Rejected	Withdrawn	Q2 Total	YTD Total
Exploration					
• Standard	6	3	2	11	21
• Modified	4	1	-	5	15
• Tailored	-	-	-	-	1
<i>All exploration</i>	10	4	2	16	37
Extractive					
• Standard	-	-	1	1	2
• Modified	-	-	-	-	2
• Tailored	-	-	-	-	4
<i>All extractive</i>	-	-	1	1	8
Mining					
• Standard	-	-	-	-	-
• Modified	-	-	-	-	-
• Tailored	-	-	-	-	1
<i>All mining</i>	-	-	-	-	1
TOTAL	10	4	3	17	46

Licence application assessment timeframes

During Q2 2025, 75% (9 out of 12) of licence application assessments were completed within the statutory timeframe. (Refer to the explanatory notes below for details specific to each mining activity and licence type.)

Reported numbers for assessment timeframes associated with licence applications are determined based on the decision date falling within the reporting period.

Assessment time is calculated (in business days) from the date of submission for an accepted application to the date on which a decision is made.

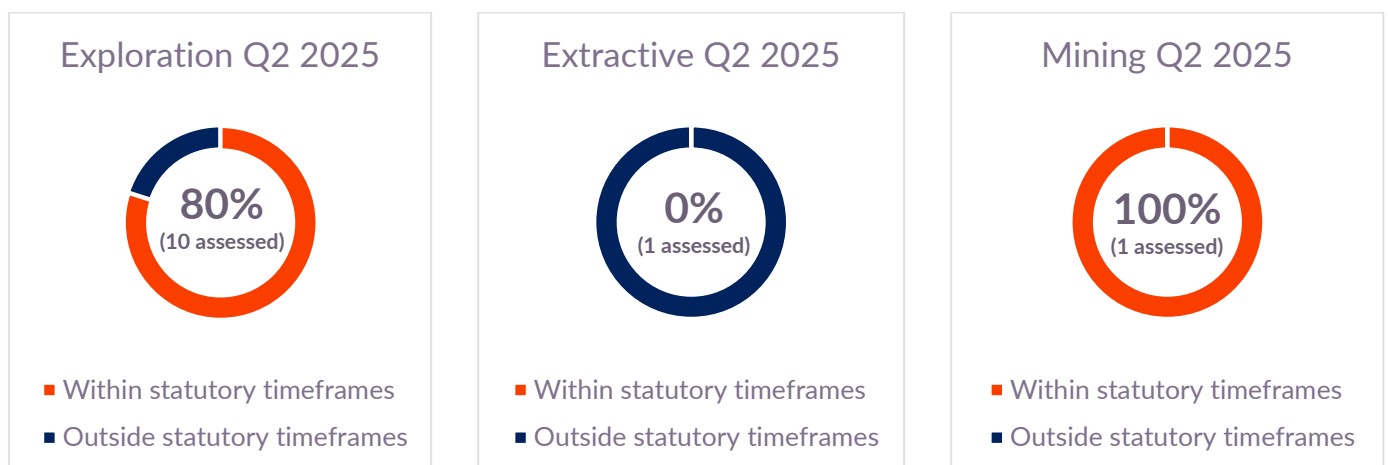


Figure 2: Assessment completion by activity type

During Q2 2025, on average licence applications were with the department for 38 business days. For the same period, mining operators took an average of 25 business days to respond to requests for additional information.

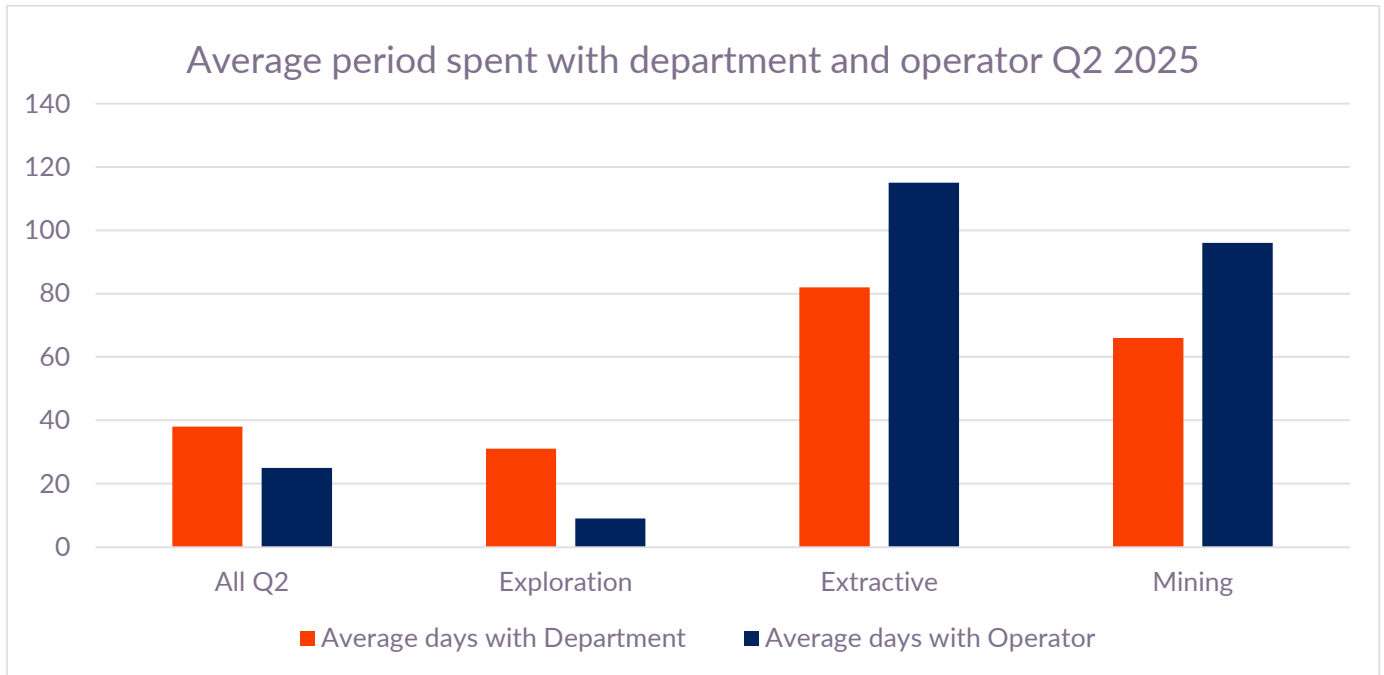


Figure 3: Average time taken by the department to assess licence applications and mining operators to respond to requests for additional information

Mining management plans (MMPs)

KPI: 85% of all completed MMP assessments finalised within 90 calendar days.

In accordance with the transitional arrangements under the EP Act, assessment of documents submitted under the MM Act must be completed before 30 June 2026.

MMPs submitted

As at 1 July 2024, the Mining Division had received for 120 documents for assessment under the transitional arrangements, including 104 MMPs.

MMP assessment timeframes

Reported numbers are determined based on the decision date falling within the reporting period. Assessment time is calculated from date of submission to the date of decision in calendar days.

During Q2 2025, the department completed assessment of four MMPs. Assessment of 82 of the 104 MMPs is now completed. The status of the 104 MMPs at the end of Q2 2025 is presented in Figure 4.

None of the MMP assessments were completed within 90 calendar days (Figure 5).

Table 2: Projects for which MMPs were approved and deemed licences granted or varied in accordance with transitional arrangements (s308 of EP Act) during Q2 2025

Activity Type	New Projects		Existing Projects		Quarterly Total All	YTD All
	Quarterly Total	YTD Total	Quarterly Total	YTD Total		
Exploration	-	-	1	2	1	2
Extractive	1	2	1	1	2	3
Mining	-	1	1	4	1	5
TOTAL	1	3	3	7	4	10

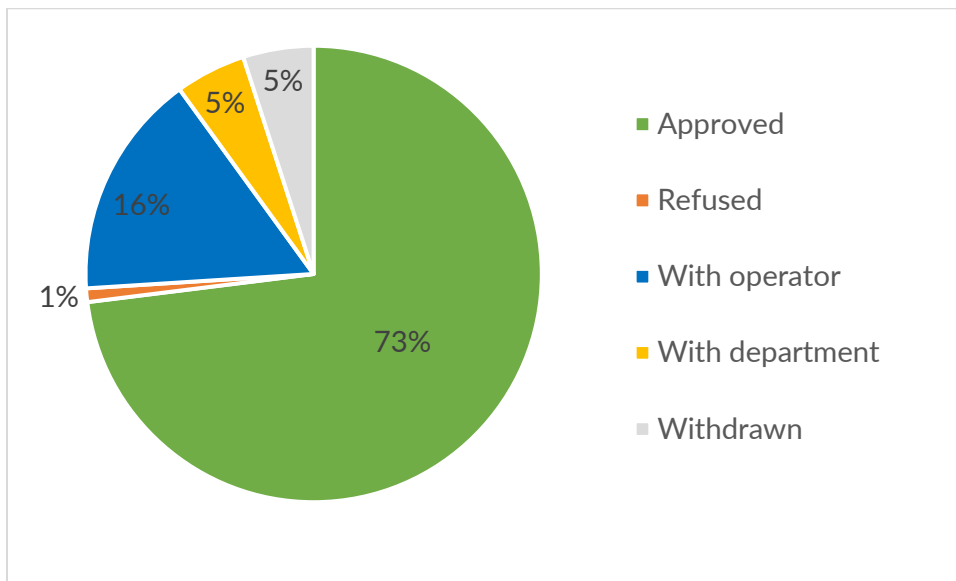


Figure 4: Status as at 31 December 2025 of Mining Management Plans submitted for approval prior to 1 July 2024

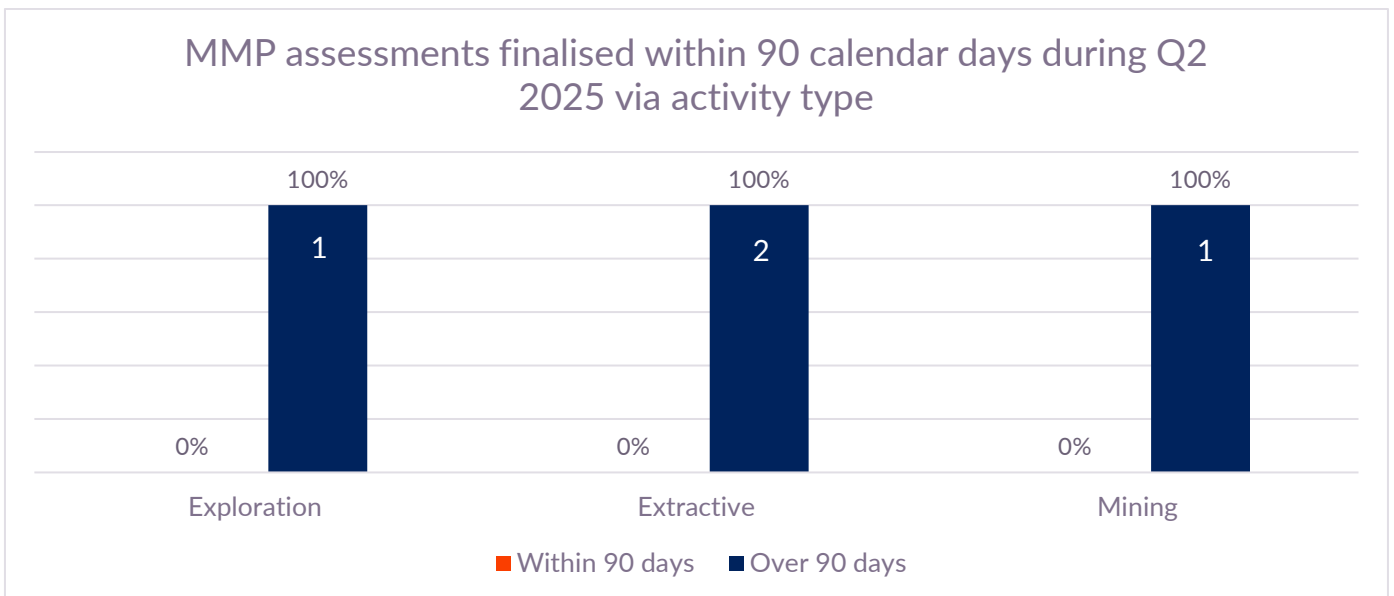


Figure 5: Percentage of MMP assessments finalised within 90 calendar days during Q2 2025

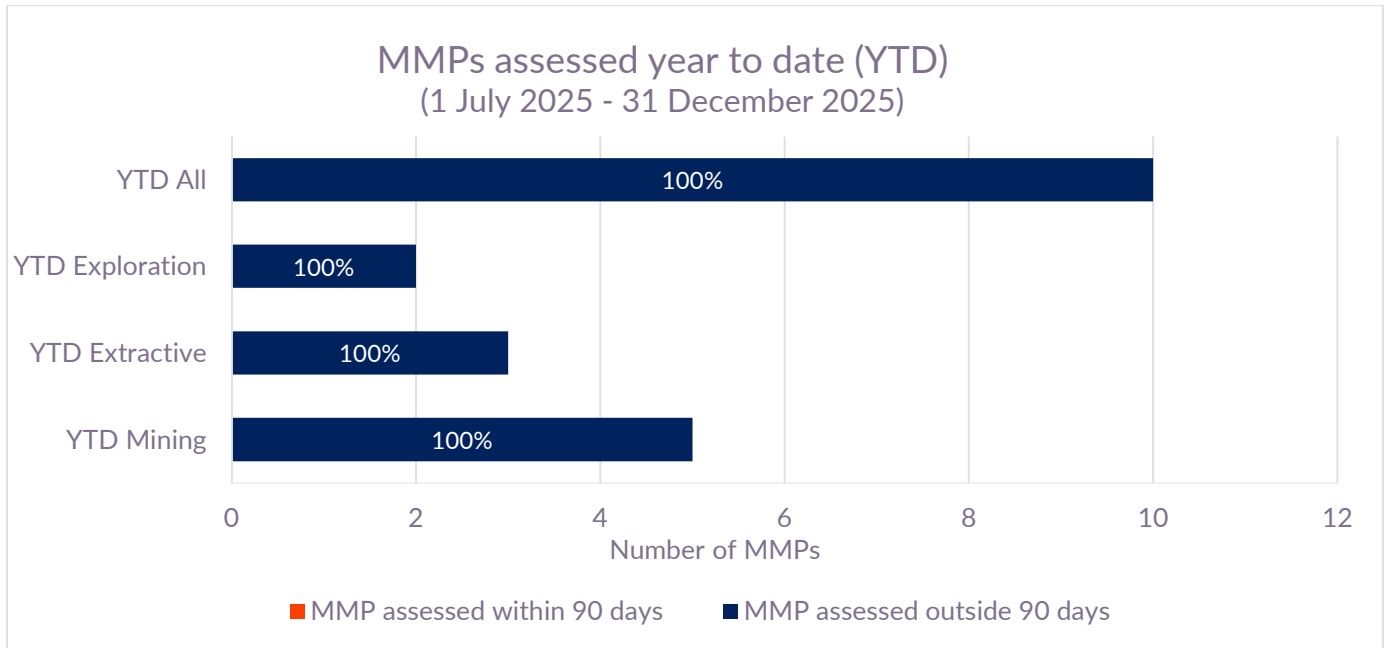


Figure 6: Percentage of MMP assessments finalised within 90 calendar days since 1 July 2025

Explanatory notes

Environmental mining licences

Decision making timeframes for environmental (mining) licences differ based on the type of activity (exploration, extractive or mining) and the type of licence (standard, modified, tailored).

Table 3: Statutory assessment timeframes

Licence Type/ Activity Type	Standard	Modified	Tailored
Exploration	30 business days	40 business days	60 business days
Extractive	30 business days	50 business days	80 business days
Mining	40 business days	80 business days	120 business days

Applications for modified and tailored licences are also subject to defined public exhibition periods.

Table 4: Statutory public exhibition periods

Licence Type/ Activity Type	Standard	Modified	Tailored
Exploration	Nil	15 business days	25 business days
Extractive	Nil	15 business days	25 business days
Mining	Nil	25 business days	30 business days