

# TIDE PREDICTIONS FOR CENTRE ISLAND

FEBRUARY - 2025 AUSTRALIAN CENTRAL STANDARD TIME

SUNDAY

MONDAY

TUESDAY

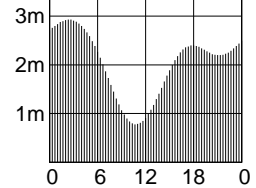
WEDNESDAY

THURSDAY

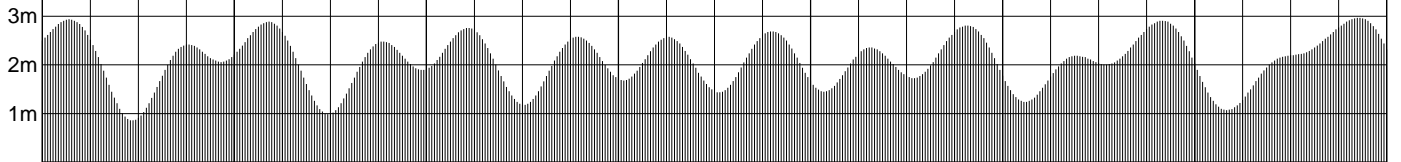
FRIDAY

SATURDAY

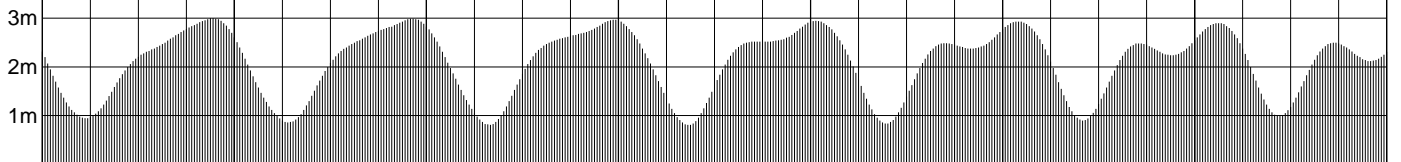
<b>1</b>	0224	2.93
	1047	0.78
	1751	2.40
	2112	2.20



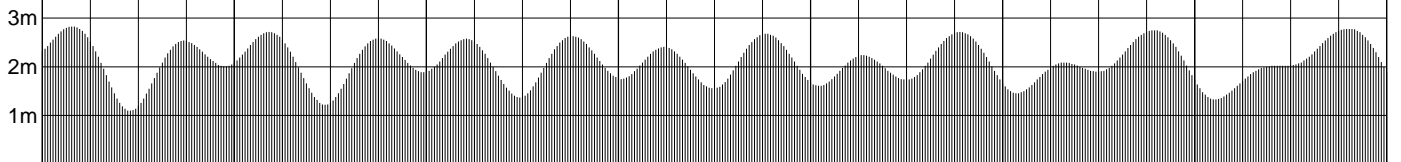
<b>2</b>	0323	2.94	<b>3</b>	0417	2.89	<b>4</b>	0512	2.76	<b>5</b>	0036	1.68	<b>6</b>	0142	1.45	<b>7</b>	0250	1.24	<b>8</b>	0404	1.07
	1116	0.86		1143	0.98		1209	1.18		0614	2.58		0729	2.36		0914	2.19		2032	2.98
	1812	2.42		1833	2.48		1852	2.58		1233	1.44		1252	1.73		1256	2.01			
	2220	2.06		2329	1.89					1912	2.69		1934	2.81		1959	2.91			



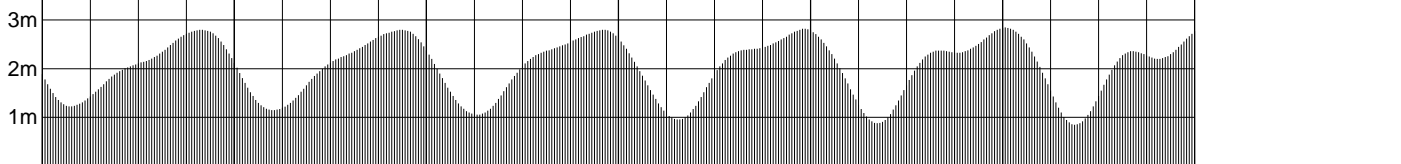
<b>9</b>	0526	0.95	<b>10</b>	0646	0.86	<b>11</b>	0751	0.81	<b>12</b>	0844	0.81	<b>13</b>	0038	2.95	<b>14</b>	0155	2.93	<b>15</b>	0258	2.90
	2118	3.00		2216	2.99		2324	2.97		1711	2.52		0928	0.84		1004	0.90		1033	0.99
										1817	2.52		1656	2.49		1708	2.49		1724	2.50
													2007	2.38		2106	2.24		2159	2.12



<b>16</b>	0345	2.83	<b>17</b>	0423	2.72	<b>18</b>	0500	2.58	<b>19</b>	0022	1.75	<b>20</b>	0106	1.61	<b>21</b>	0149	1.46	<b>22</b>	0235	1.33
	1058	1.10		1120	1.22		1140	1.37		0541	2.41		0633	2.24		0742	2.09		1919	2.78
	1742	2.54		1759	2.58		1813	2.63		1152	1.55		1155	1.73		1153	1.90			
	2249	2.01		2337	1.89					1825	2.68		1840	2.72		1857	2.75			



<b>23</b>	0333	1.23	<b>24</b>	0450	1.15	<b>25</b>	0619	1.06	<b>26</b>	0730	0.96	<b>27</b>	0823	0.88	<b>28</b>	0021	2.85
	1958	2.80		2100	2.80		2206	2.80		2313	2.82		1611	2.38		0905	0.85
													1822	2.33		1618	2.36
																1928	2.20



© Copyright: Commonwealth of Australia 2023, Bureau of Meteorology

**Disclaimer:** These tide predictions are supplied in good faith and believed to be correct.

No warranty is given in respect to errors, omissions, or suitability for any purpose.