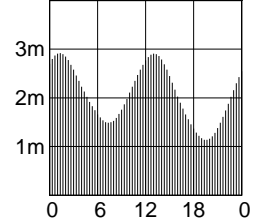


TIDE PREDICTIONS FOR MELVILLE BAY - GOVE HARBOUR

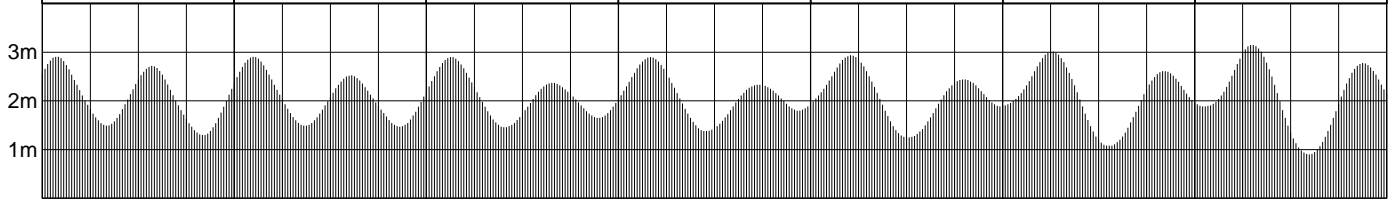
FEBRUARY - 2020 AUSTRALIAN CENTRAL STANDARD TIME

SUNDAY MONDAY TUESDAY WEDNESDAY THURSDAY FRIDAY SATURDAY

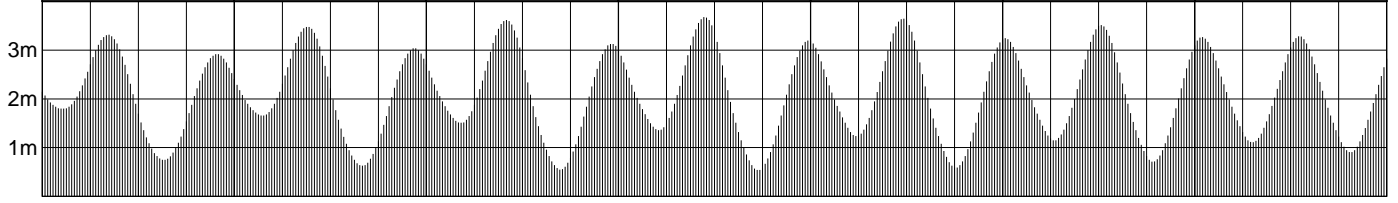
1	0117	2.92
	0722	1.49
	1304	2.91
	1932	1.14



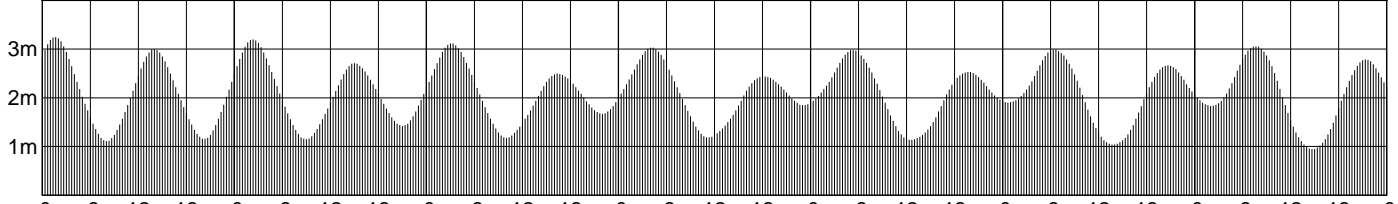
2 ☾	0148	2.92	3	0223	2.91	4	0306	2.90	5	0359	2.90	6	0503	2.94	7	0610	3.02	8	0114	1.89
	0803	1.49		0850	1.49		0948	1.46		1056	1.38		1209	1.24		1319	1.08		0722	3.15
	1343	2.72		1432	2.53		1543	2.37		1731	2.33		1909	2.45		2013	2.61		1304	2.91
	2004	1.30		2041	1.47		2129	1.65		2230	1.80		2345	1.89					1932	1.14



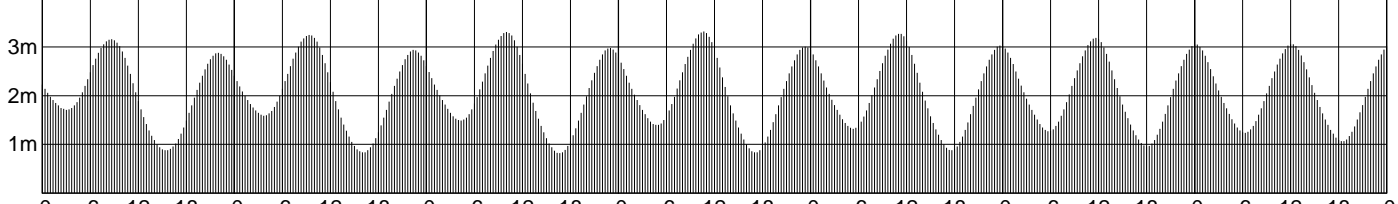
9 ☽	0235	1.79	10	0330	1.66	11	0418	1.51	12	0502	1.36	13	0545	1.24	14	0020	3.25	15	0056	3.27		
	0814	3.32		0909	3.49		1000	3.62		1048	3.68		1134	3.65		1219	3.52		0628	1.15	0713	1.11
	1511	0.75		1559	0.63		1644	0.55		1727	0.53		1808	0.58		1849	0.71		1219	3.52	1306	3.29
	2150	2.93		2230	3.04		2308	3.14		2345	3.20								1849	0.71	1930	0.91



16 ☾	0135	3.26	17	0218	3.20	18	0309	3.12	19	0409	3.04	20	0516	2.98	21	0040	1.90	22	0206	1.83		
	0802	1.11		0858	1.15		1001	1.18		1112	1.18		1233	1.14		1349	1.04		0628	2.99	0738	3.06
	1358	3.00		1501	2.71		1625	2.50		1809	2.44		1942	2.53		2042	2.67		1349	1.04	1444	0.95
	2013	1.15		2101	1.42		2159	1.67		2310	1.85								2042	2.67	2124	2.79



23	0302	1.71	24 ☾	0343	1.59	25	0417	1.49	26	0448	1.40	27	0518	1.33	28	0548	1.27	29	0007	3.05
	0836	3.16		0922	3.25		1002	3.31		1036	3.32		1108	3.27		1138	3.19		0617	1.24
	1528	0.88		1604	0.84		1637	0.82		1708	0.83		1736	0.88		1802	0.96		1209	3.06
	2158	2.88		2228	2.94		2255	2.98		2320	3.01		2344	3.03					1828	1.06



© Copyright: Commonwealth of Australia 2019, Bureau of Meteorology
 Disclaimer: These tide predictions are supplied in good faith and believed to be correct.
 No warranty is given in respect to errors, omissions, or suitability for any purpose.