

Remote Towns Jobs Profile MUTITJULU

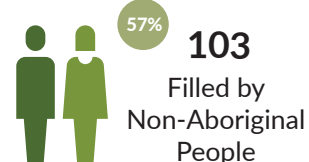
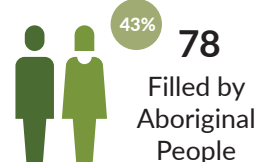
2017



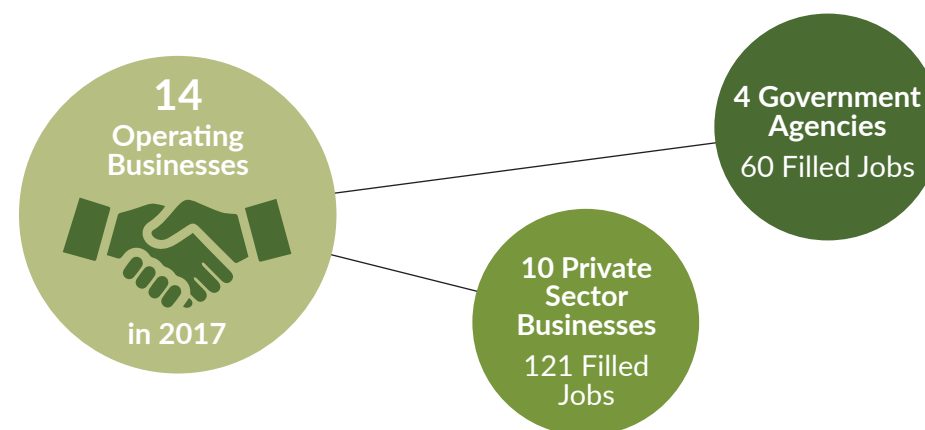
Jobs

195 FILLED AND
VACANT JOBS

0.1 JOBS
PER WORKING
AGE PERSON



Private vs Public Jobs



TOP 5 Industries by Filled Jobs



34%
ARTS AND RECREATION
SERVICES



27%
HEALTH CARE
AND SOCIAL ASSISTANCE



13%
EDUCATION AND TRAINING



8%
ACCOMMODATION
AND FOOD SERVICES



7%
PUBLIC
ADMINISTRATION
AND SAFETY

TOP 6 Filled Jobs by Occupation



1
PARK RANGER



2
AGED OR
DISABLED CARER



3
GENERAL CLERK



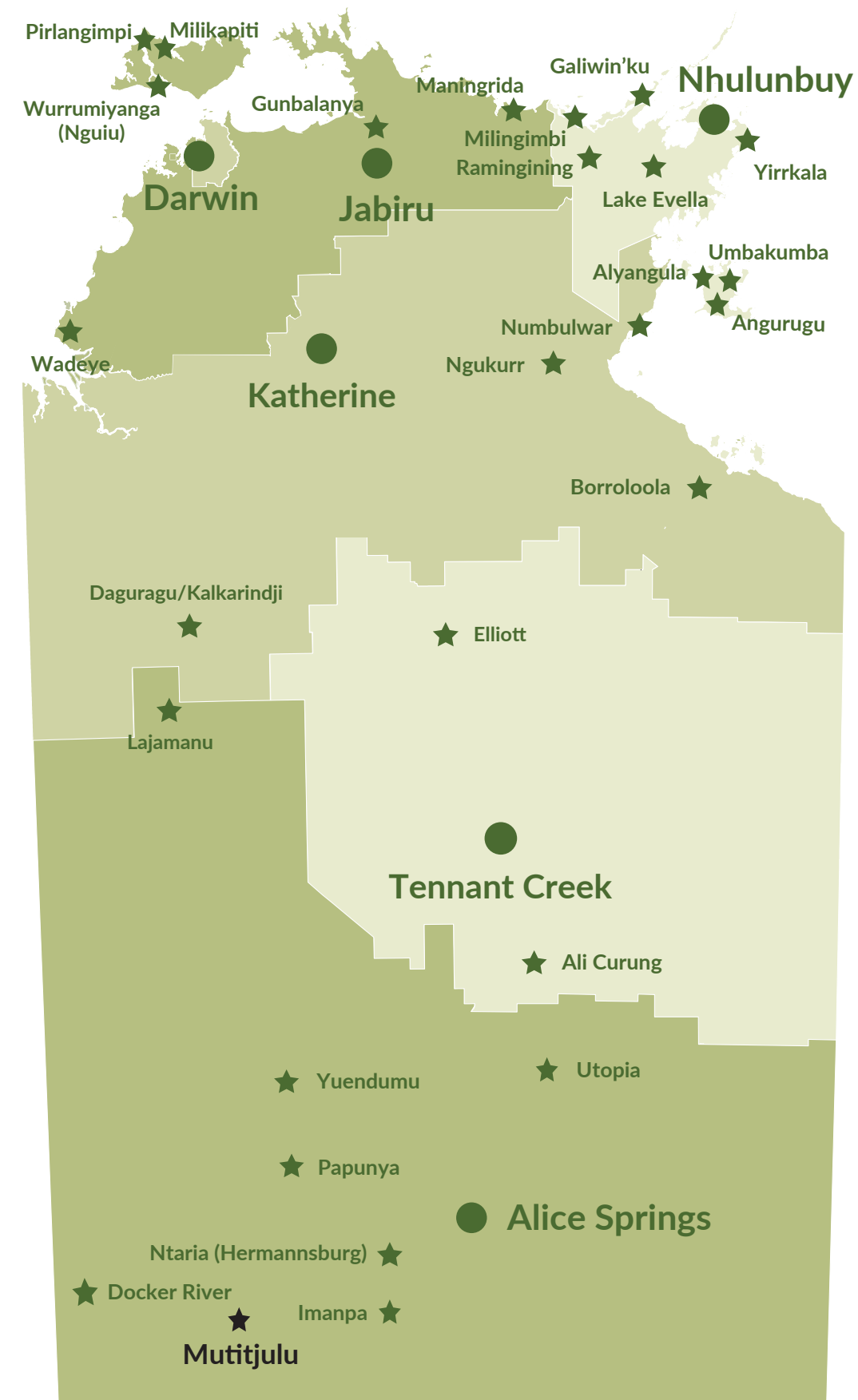
4
HANDYPERSON



5
TOUR GUIDE



6
FAMILY SUPPORT
WORKER



★ Mutitjulu

★ Remote Towns

● Major Centres

Remote Towns Jobs Profile MUTITJULU

2017

Job Vacancies



TOP 6 Vacancies by Occupation



1
HOSPITALITY
WORKER NEC



2
PROGRAM OR PROJECT
ADMINISTRATOR



3
PARK RANGER



4
TEACHER'S
AIDE




5
GENERAL CLERK

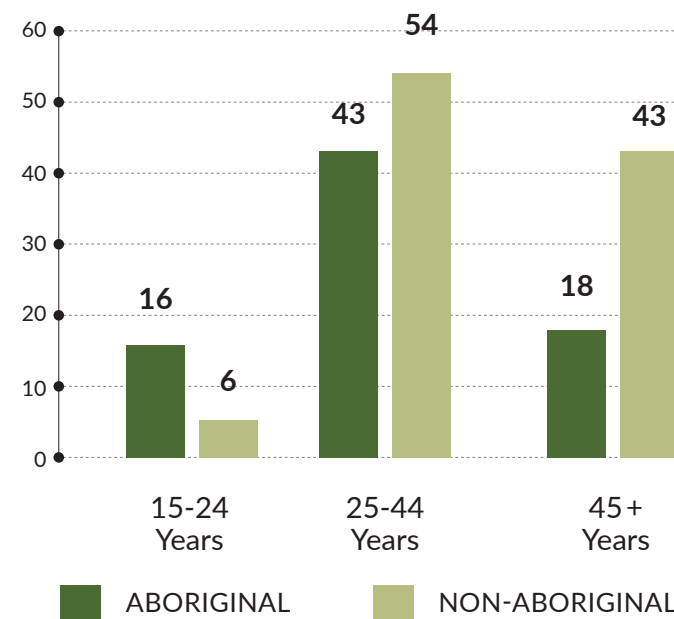


6
SPECIAL NEEDS
TEACHER

Workforce Composition



Jobs by Age Group



Population 2016

TOTAL **1584** PERSONS

WORKING AGE 15+ **1448**



34.4%
ABORIGINAL



10.7%
ABORIGINAL
UNEMPLOYMENT RATE



69.9%
ABORIGINAL
PARTICIPATION RATE

65.7%
NON-ABORIGINAL

0.9%
NON-ABORIGINAL
UNEMPLOYMENT RATE

95.8%
NON-ABORIGINAL
PARTICIPATION RATE

28.3%
TERRITORY WIDE

26.7%
TERRITORY WIDE

41.0%
TERRITORY WIDE

86 CDP Aboriginal Job Seekers

For more detailed information see the full Remote Towns Jobs Profile at nt.gov.au/jobsprofile