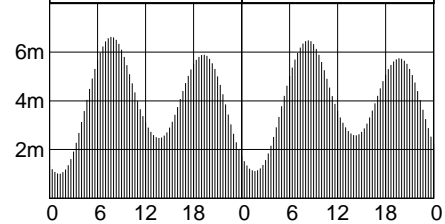


TIDE PREDICTIONS FOR CHARLES POINT PATCHES

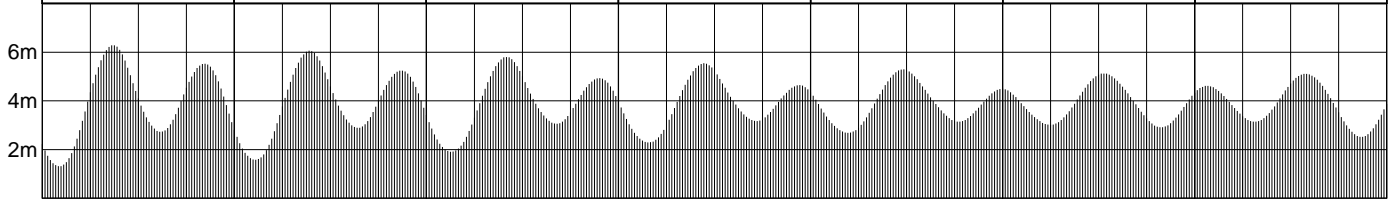
JUNE - 2018 AUSTRALIAN CENTRAL STANDARD TIME

SUNDAY MONDAY TUESDAY WEDNESDAY THURSDAY FRIDAY SATURDAY

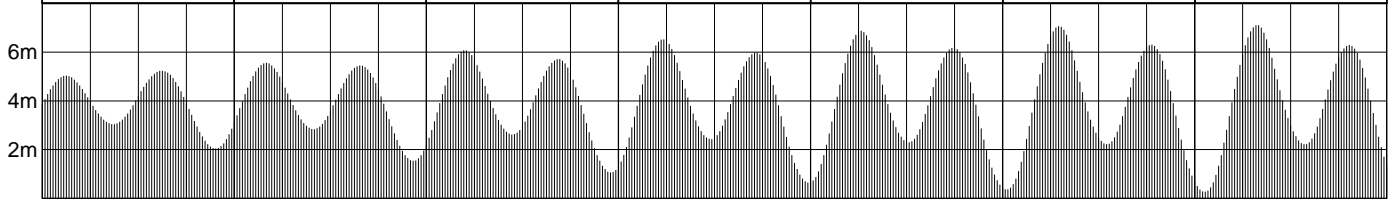
1	0113	1.01	2	0141	1.12
	0745	6.63		0818	6.49
	1343	2.48		1415	2.59
	1914	5.90		1944	5.75



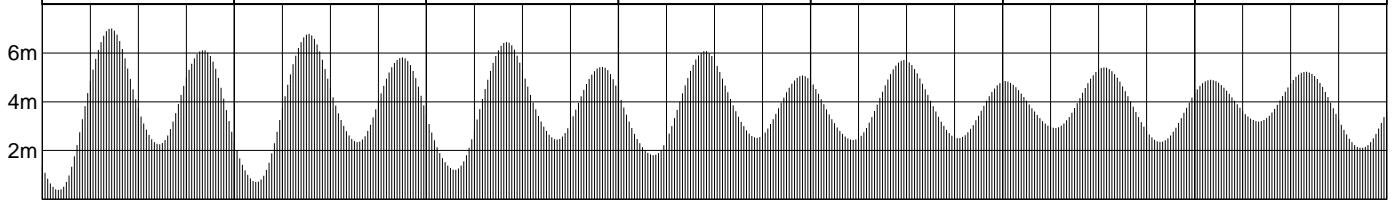
3	0208	1.31	4	0237	1.58	5	0308	1.91	6	0347	2.29	7	0442	2.69	8	0558	3.02	9	0134	4.62
	0851	6.30		0925	6.07		1001	5.82		1043	5.55		1133	5.30		1238	5.14		0730	3.14
	1449	2.73		1528	2.89		1615	3.06		1715	3.17		1830	3.15		1948	2.91		1352	5.12
	2016	5.54		2053	5.26		2138	4.94		2236	4.65		☾	2356		4.50				2050



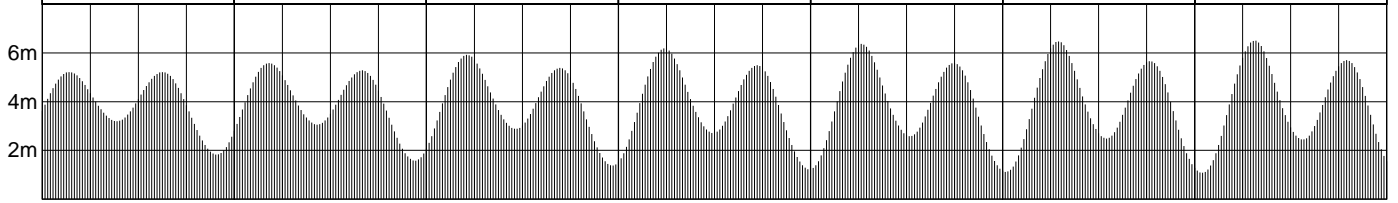
10	0258	5.04	11	0358	5.57	12	0447	6.09	13	0534	6.54	14	0619	6.88	15	0030	0.36	16	0115	0.26
	0851	3.05		0953	2.84		1045	2.62		1131	2.43		1217	2.30		1302	2.22		0748	7.12
	1456	5.24		1545	5.46		1629	5.73		1711	5.99		1752	6.20		1835	6.31		1348	2.21
	2139	2.05		2222	1.54		2304	1.06		2347	0.64		☀						1920	6.30



17	0200	0.38	18	0245	0.71	19	0332	1.21	20	0422	1.81	21	0520	2.43	22	0022	4.85	23	0200	4.91
	0833	7.02		0917	6.79		1001	6.46		1048	6.09		1141	5.72		1243	5.41		0759	3.19
	1435	2.26		1524	2.35		1617	2.45		1717	2.52		1828	2.51		1944	2.36		1354	5.24
	2007	6.13		2058	5.83		2154	5.45		☾	2300		5.08						2051	2.11



24	0322	5.22	25	0420	5.60	26	0506	5.93	27	0546	6.19	28	0623	6.38	29	0025	1.12	30	0057	1.08
	0918	3.20		1020	3.06		1110	2.88		1150	2.71		1226	2.58		1300	2.49		0730	6.51
	1501	5.22		1556	5.29		1641	5.39		1720	5.50		1755	5.60		1828	5.67		1331	2.44
	2146	1.83		2233	1.58		2315	1.37		2351	1.22		☀						1900	5.71



© Copyright: Commonwealth of Australia 2016, Bureau of Meteorology
 Disclaimer: These tide predictions are supplied in good faith and believed to be correct.
 No warranty is given in respect to errors, omissions, or suitability for any purpose.