

# TIDE PREDICTIONS FOR MILNER BAY - GROOTE EYLANDT

## FEBRUARY - 2025 AUSTRALIAN CENTRAL STANDARD TIME

SUNDAY

MONDAY

TUESDAY

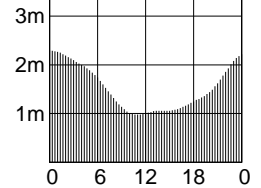
WEDNESDAY

THURSDAY

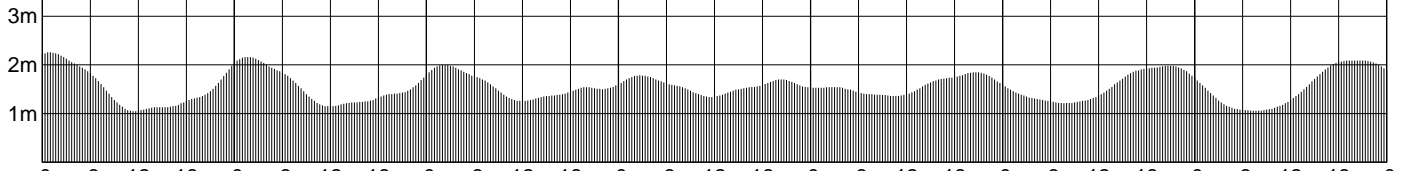
FRIDAY

SATURDAY

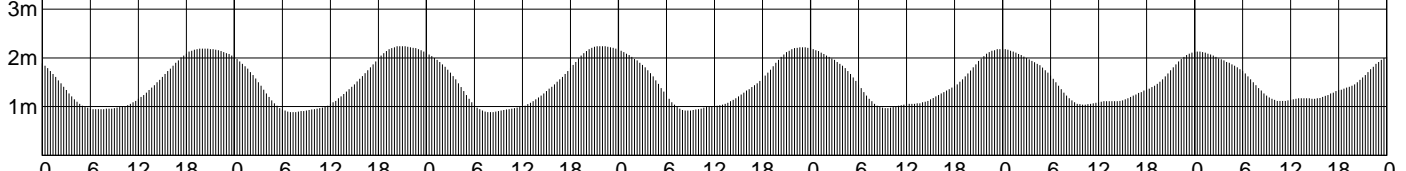
<b>1</b>	0006 2.30
	1055 0.98



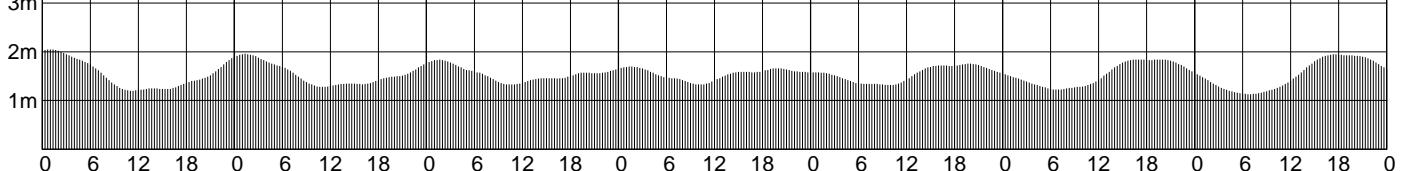
<b>2</b>	0054 2.26	<b>3</b>	0137 2.17	<b>4</b>	0215 2.00	<b>5</b>	0245 1.78	<b>6</b>	0039 1.53	<b>7</b>	0740 1.21	<b>8</b>	0745 1.06
	1128 1.05		1151 1.14		1155 1.25		1130 1.34		0249 1.54		2056 1.98		2026 2.09
					2000 1.54		2019 1.70		1040 1.36				
					2159 1.50				2042 1.85				



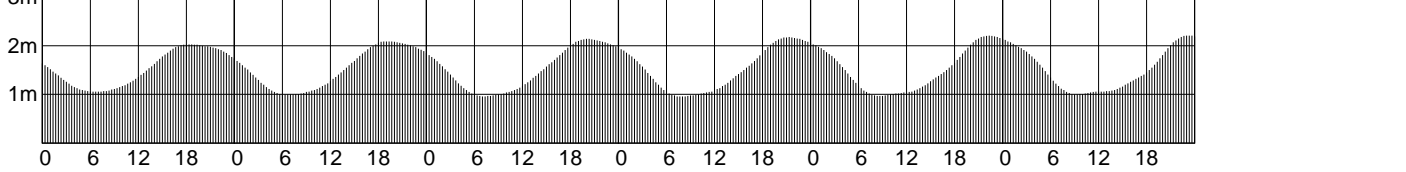
<b>9</b>	0653 0.95	<b>10</b>	0717 0.89	<b>11</b>	0757 0.89	<b>12</b>	0842 0.92	<b>13</b>	0927 0.97	<b>14</b>	1010 1.04	<b>15</b>	0031 2.13
	2002 2.19		2051 2.24		2152 2.24		2259 2.22		2353 2.18				1045 1.12
													1330 1.17
													1448 1.16



<b>16</b>	0059 2.05	<b>17</b>	0120 1.96	<b>18</b>	0134 1.84	<b>19</b>	0132 1.70	<b>20</b>	0955 1.32	<b>21</b>	0649 1.23	<b>22</b>	0653 1.13
	1109 1.20		1105 1.28		1030 1.32		1011 1.33		1956 1.76		1653 1.84		1731 1.95
	1352 1.25				1456 1.46		1952 1.66						
	1527 1.24				1625 1.45								



<b>23</b>	0643 1.06	<b>24</b>	0641 1.00	<b>25</b>	0711 0.96	<b>26</b>	0752 0.96	<b>27</b>	0836 0.97	<b>28</b>	0915 1.00
	1815 2.03		1907 2.09		2007 2.14		2111 2.18		2215 2.21		2314 2.21



© Copyright: Commonwealth of Australia 2023, Bureau of Meteorology  
**Disclaimer:** These tide predictions are supplied in good faith and believed to be correct.  
 No warranty is given in respect to errors, omissions, or suitability for any purpose.