

TIDE PREDICTIONS FOR CHARLES POINT PATCHES

APRIL - 2022 AUSTRALIAN CENTRAL STANDARD TIME

SUNDAY

MONDAY

TUESDAY

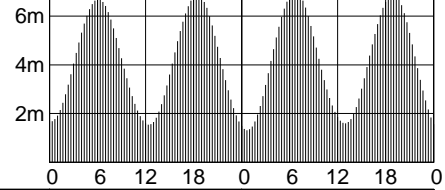
WEDNESDAY

THURSDAY

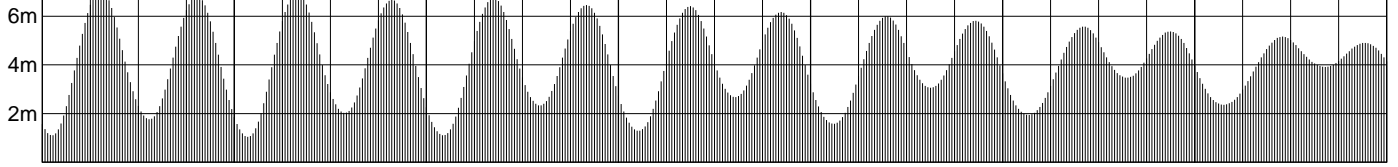
FRIDAY

SATURDAY

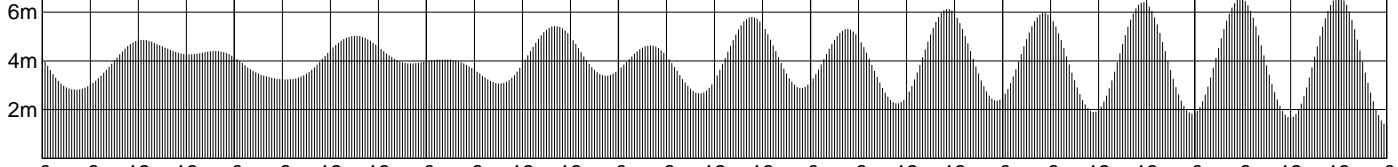
●	1	0011	1.68
		0606	6.71
		1225	1.55
		1829	6.88
	2	0042	1.32
		0643	7.01
		1256	1.60
		1855	6.90



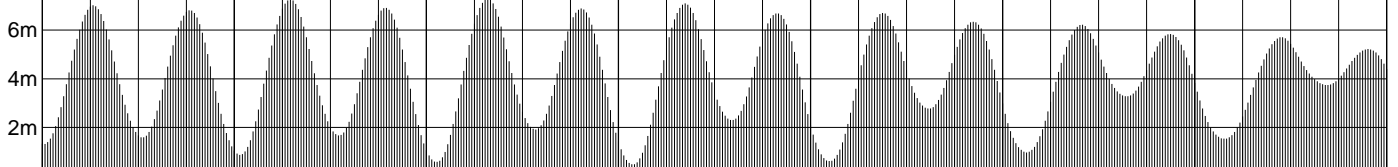
3	0112	1.11	4	0140	1.04	5	0206	1.10	6	0230	1.29	7	0253	1.58	8	0315	1.94	9	0338	2.36
	0717	7.10		0751	7.01		0824	6.77		0857	6.42		0931	6.01		1010	5.58		1100	5.17
	1323	1.77		1348	2.03		1411	2.33		1434	2.67		1500	3.05		1532	3.48		1618	3.92
	1919	6.83		1941	6.68		2000	6.46		2018	6.18		2037	5.82		2057	5.39		2117	4.91



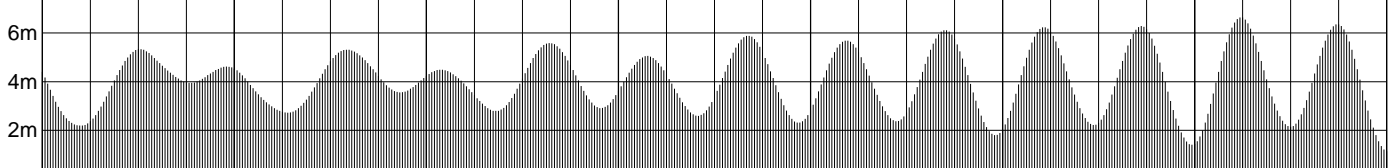
10	0412	2.83	11	0630	3.24	12	0203	4.06	13	0359	4.64	14	0436	5.31	15	0511	5.98	16	0545	6.57
	1228	4.88		1510	5.03		0909	3.07		1009	2.67		1050	2.25		1126	1.91		1159	1.67
	1820	4.27		2205	3.90		1607	5.44		1641	5.82		1709	6.14		1735	6.42		1800	6.65
	2136	4.40					2226	3.39		2250	2.89		2315	2.37		2344	1.84			



17	0013	1.32	18	0043	0.88	19	0115	0.58	20	0148	0.48	21	0223	0.62	22	0300	0.98	23	0343	1.54
	0622	7.02		0700	7.27		0740	7.29		0821	7.10		0905	6.72		0953	6.23		1051	5.72
	1231	1.59		1304	1.68		1337	1.92		1411	2.30		1447	2.77		1530	3.28		1634	3.75
	1827	6.82		1853	6.92		1921	6.89		1949	6.70		2020	6.35		2055	5.85		2141	5.23



24	0445	2.20	25	0638	2.73	26	0148	4.49	27	0336	5.06	28	0430	5.70	29	0511	6.25	30	0548	6.65
	1211	5.34		1404	5.32		0840	2.80		0954	2.60		1045	2.38		1125	2.22		1200	2.15
	1830	3.95		2045	3.56		1525	5.59		1613	5.89		1649	6.13		1722	6.29		1751	6.37
	2304	4.62					2148	2.92		2230	2.31		2306	1.81		2339	1.41			



© Copyright: Commonwealth of Australia 2020, Bureau of Meteorology
Disclaimer: These tide predictions are supplied in good faith and believed to be correct.
 No warranty is given in respect to errors, omissions, or suitability for any purpose.